

ALZHEIMER'S DISEASE AND OTHER DEMENTIAS IN CUYAHOGA COUNTY

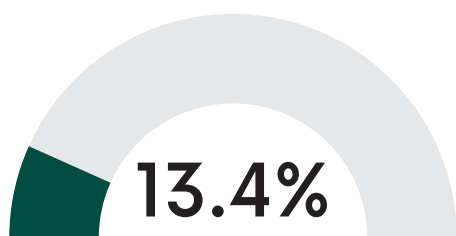
CCBH

This fact sheet provides a snapshot of Alzheimer's disease and other dementias (ADOD) in Cuyahoga County. Its goal is to increase awareness about ADOD and how it impacts the community. It includes local data to help organizations and stakeholders make informed decisions and take action.

Dementia is a general term for loss of memory and other thinking abilities that are severe enough to interfere with daily life. **Alzheimer's disease** (AD) is the most common cause of dementia. To learn more, visit the [Alzheimer's Association](#) and [Cleveland Alzheimer's Disease Research Center](#) websites.

PREVALENCE OF AD

- Cuyahoga County has the highest estimated prevalence of Alzheimer's disease (13.4%) out of all counties in Ohio¹
- 31,500 adults aged 65 and older in Cuyahoga County have Alzheimer's disease¹



Compared to
Ohio Prevalence: 11.3%



31,500
adults aged 65+

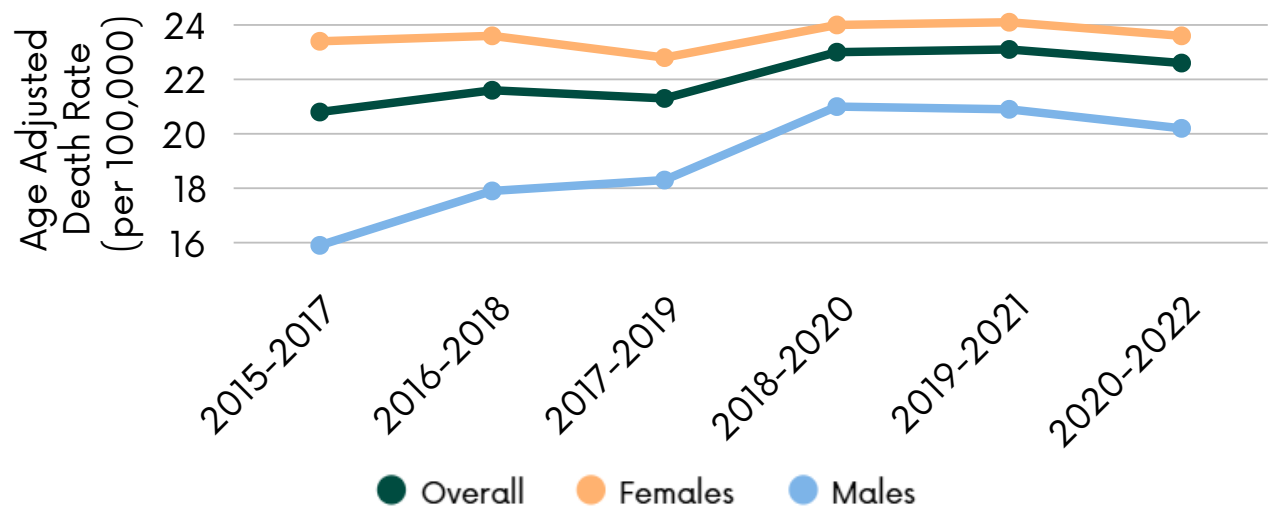
LEADING CAUSE OF DEATH

Alzheimer's disease was the 7th leading cause of death in Cuyahoga County, accounting for 530 deaths in 2020.²

#7

MORTALITY

- The **Age-Adjusted Death Rate due to Alzheimer's Disease** in Cuyahoga County has increased over time³
- The current overall rate for Cuyahoga County is 22.6 deaths/100,000 population³
- The rate for females is higher than males, and the overall county rate³



HOSPITALIZATIONS & ED VISITS

Medicare population **hospitalization rate** for Alzheimer's disease or dementia⁴:

1 hospitalization per 1,000 beneficiaries

Medicare population **emergency department (ED) visit rate** for Alzheimer's disease or dementia⁴:

3 ED visits per 1,000 beneficiaries

MEDICARE COSTS

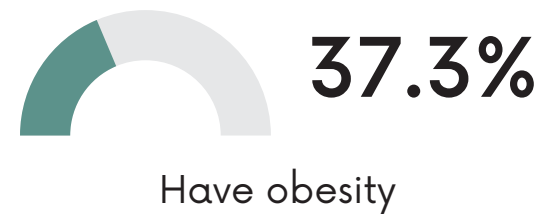
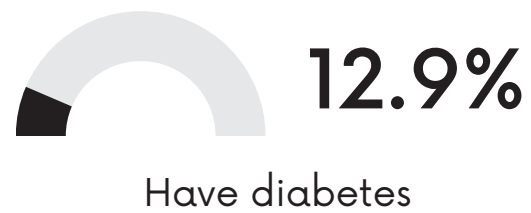
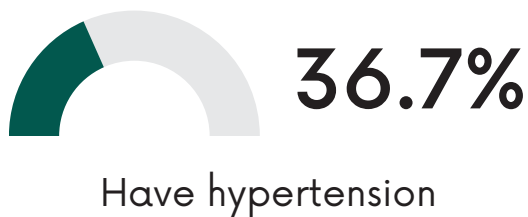
Annual average total cost per Cuyahoga County Medicare beneficiary with Alzheimer's disease or dementia⁴:

\$32,815

RISK FACTORS

Modifiable risk factors are behaviors and habits a person can change to lower their chances of developing disease. For ADOD these include hypertension (high blood pressure), uncontrolled diabetes, lack of physical activity, obesity, poor sleep, and smoking.⁵ Research shows that healthy habits, like exercising and eating right, can improve brain function in older adults.

Percent of Cuyahoga County adults who:



This fact sheet was developed in collaboration with partners representing the following organizations: Alzheimer's Association Cleveland Area Chapter, Benjamin Rose Institute on Aging, Better Health Partnership, Cleveland Alzheimer's Disease Research Center, Community Partnership on Aging, Cuyahoga County Board of Health, Cuyahoga County Division of Senior and Adult Services, and Western Reserve Area Agency on Aging.

REFERENCES

1. Alzheimer's Association based on Dhana et al. (2020). County-Level Alzheimer's Prevalence. Accessed 27 Feb. 2025. Retrieved from https://www.alz.org/getmedia/ded826af-dac9-4452-b899-500c1ab0810d/oh_prevalence-map-and-spreadsheet.pdf.
2. Centers for Disease Control and Prevention, National Center for Health Statistics, National Vital Statistics System, Mortality 1990-2020 on CDC Wonder Online Database, released in 2021 (2020). Accessed 10 Feb. 2025. Retrieved from <https://wonder.cdc.gov/ucd-icd10.html>.
3. Ohio Public Health Information Warehouse (2015-2022). Ohio Department of Health Mortality. Healthy Northeast Ohio: Sharing Knowledge to Create Healthier Communities. Accessed 7 Aug. 2025. Retrieved from www.healthyneo.org.
4. Centers for Medicare & Medicaid Services (2023). Mapping Medicare Disparities by Population Tool. Accessed 1 Aug. 2025. Retrieved from <https://data.cms.gov/tools/mapping-medicare-disparities-by-population>.
5. Centers for Disease Control and Prevention, National Center for Chronic Disease Prevention and Health Promotion, Division of Population Health (2022). PLACES: Local Data for Better Health, County Data 2024 release. Accessed 27 June 2025. Retrieved from https://data.cdc.gov/500-Cities-Places/PLACES-Local-Data-for-Better-Health-County-Data-20/swc5-untb/about_data.