

# Cuyahoga County COVID-19 Report – MMWR Week 29

## Cuyahoga County Board of Health Jurisdiction Data

Case Overview			Weekly Trends	
Total Cases <sup>***</sup>	82618	100.0%	New Cases Reported <sup>**</sup>	
Total Hospitalizations	4677	5.7%	▲ More than previous week	
Total ICU Admissions	898	1.1%	New Deaths Reported <sup>**</sup>	
Total Deaths <sup>****</sup>	1648	2.0%	▲ More than previous week	
Total Presumed Recovered*	80281	97.2%		

\*Measure changed to ODH definition 8/2020

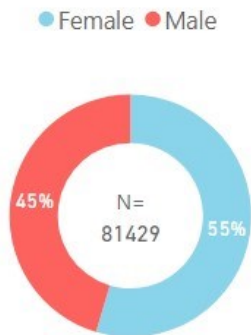
\*\*Reporting period changed to MMWR weeks 11/2020

\*\*\*Numbers include lab-confirmed & probable cases

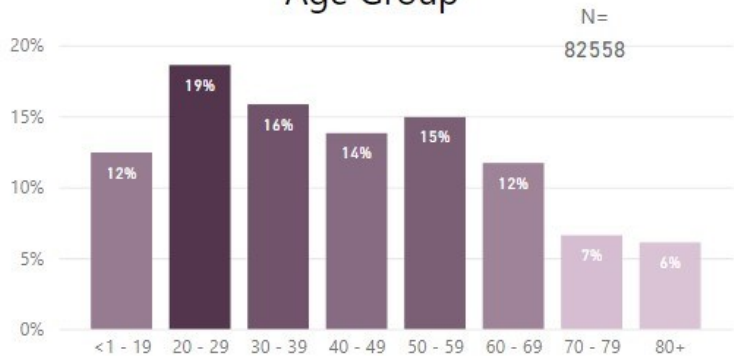
\*\*\*\*Numbers represent CCBH jurisdiction based on ODH Vital Statistics

### Case Demographics

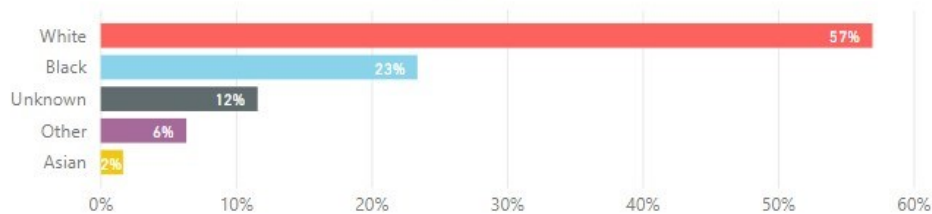
#### Sex



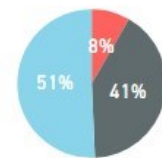
#### Age Group



#### Race

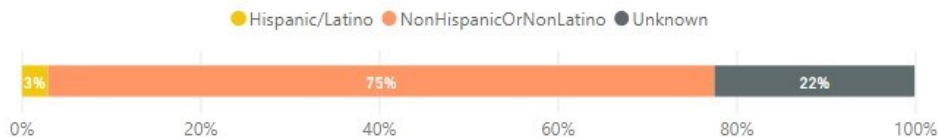


#### Health Care Worker

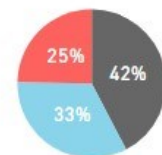


● Yes ● Unknown ● No

#### Ethnicity



#### Pre-Existing Condition

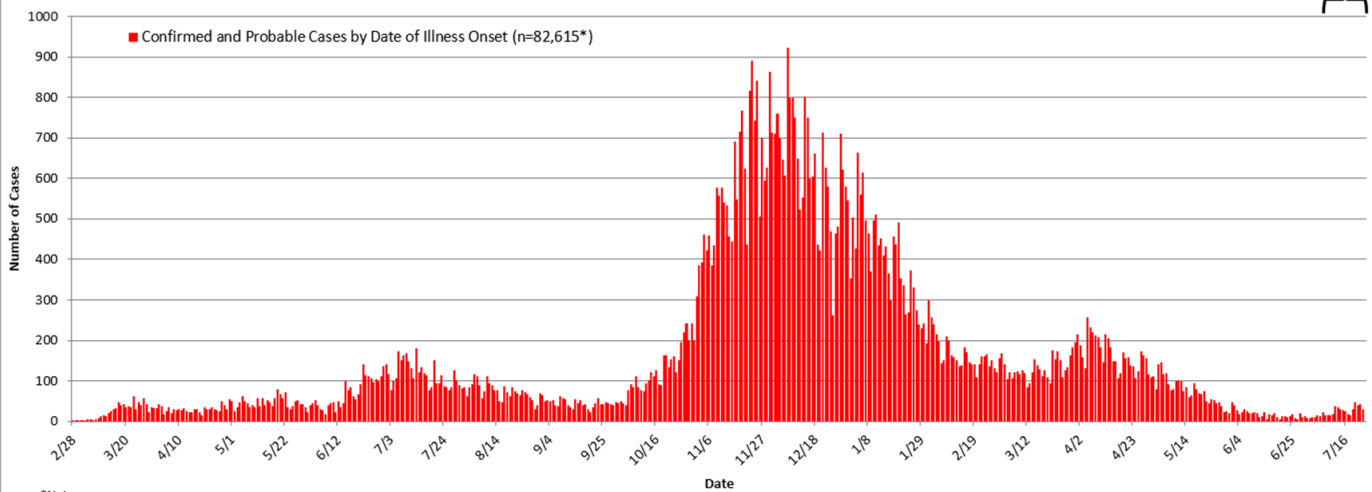


● Unknown ● No ● Yes

# Epi Curve

Cuyahoga County Board of Health Jurisdiction COVID-19 Cases (n=82,618)  
by Illness Onset Date as of July 24, 2021

Illnesses that began during this time may not yet be reported



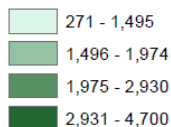
\*Note:  
Confirmed cases (n=69,991) have lab evidence of COVID-19; missing data n=3. Probable cases (n=12,624) have clinical disease and an epidemiologic link to a confirmed COVID-19 case. All data are preliminary. Trend data are based on illness onset date. If onset date is unknown, the earliest known date associated with a case is used.

## Map of COVID-19 cases in Cuyahoga County (including City of Cleveland) by ZIP Code

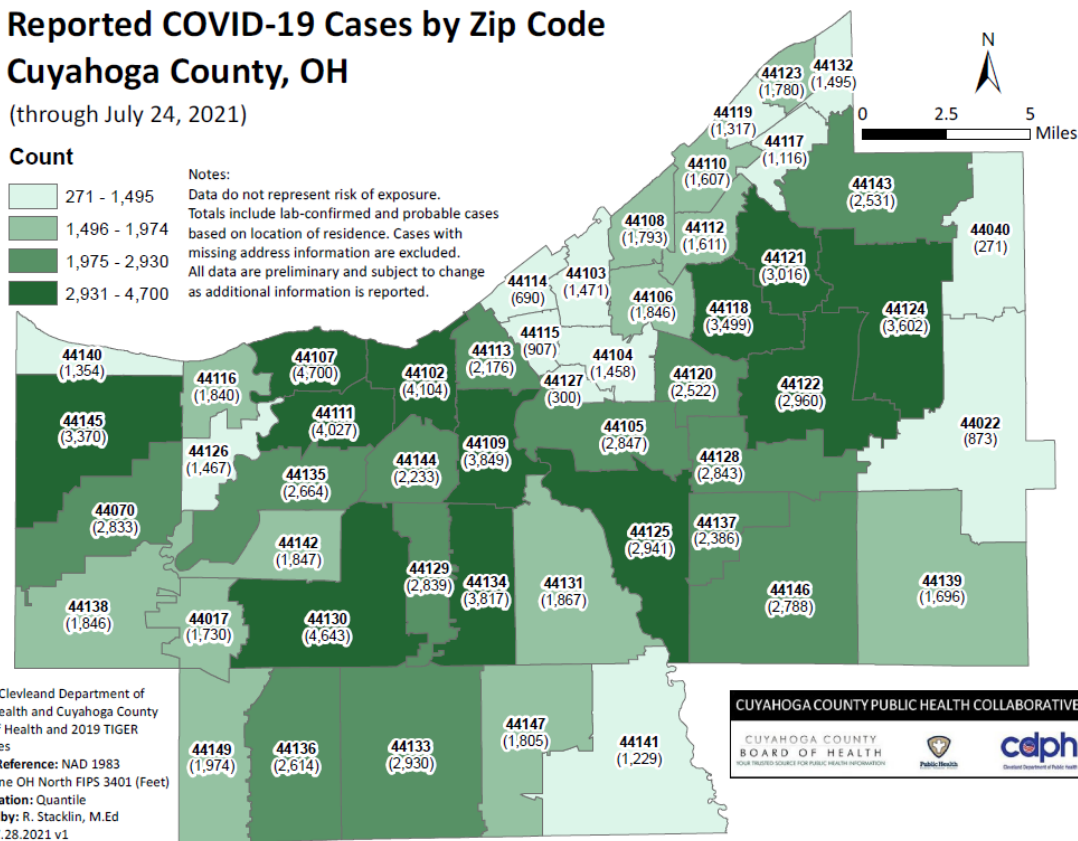
### Reported COVID-19 Cases by Zip Code Cuyahoga County, OH

(through July 24, 2021)

#### Count



Notes:  
Data do not represent risk of exposure. Totals include lab-confirmed and probable cases based on location of residence. Cases with missing address information are excluded. All data are preliminary and subject to change as additional information is reported.

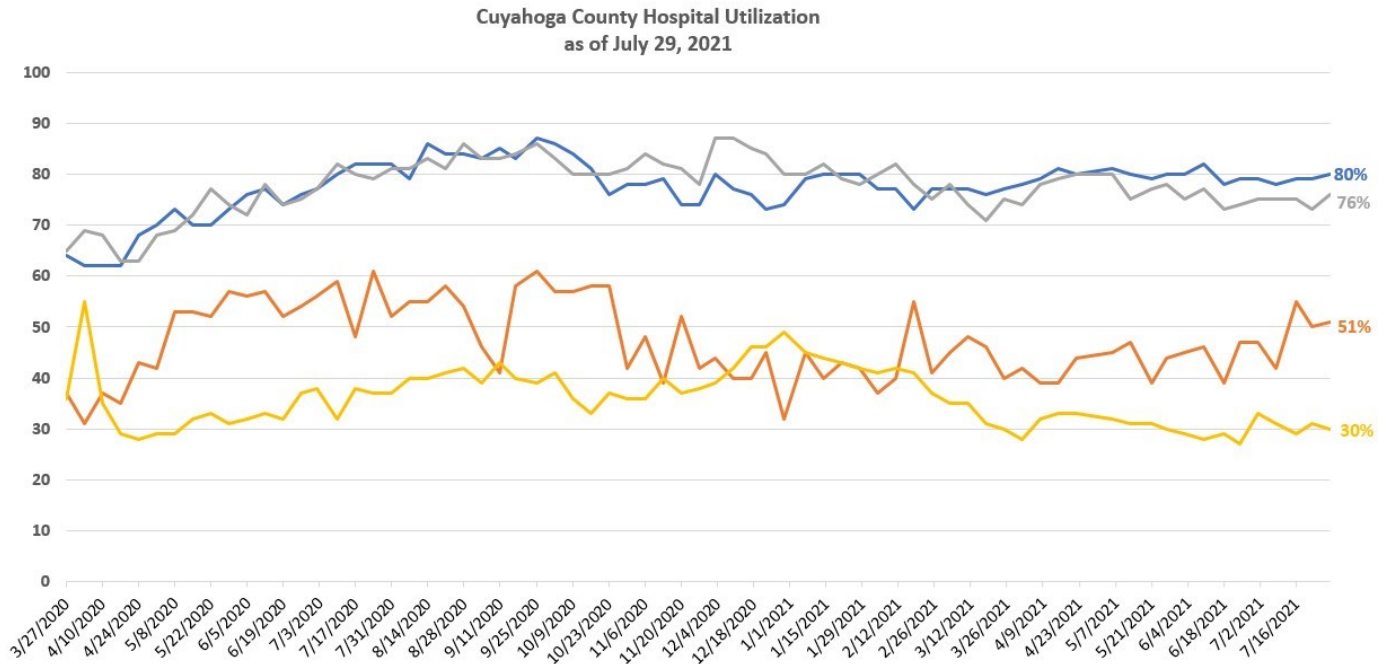


Source: Cleveland Department of Public Health and Cuyahoga County Board of Health and 2019 TIGER Shapefiles  
Spatial Reference: NAD 1983 StatePlane OH North FIPS 3401 (Feet)  
Classification: Quantile  
Created by: R. Stacklin, M.Ed  
Date: 07.28.2021 v1



# Cuyahoga County Data

## Hospital Utilization



## Testing

MMWR Week	Countywide Electronic Laboratory Reporting		
	Reporting Period	Total Tests	% Positive
26	6/15-6/28	29,703	1.0%
27	6/23-7/6	26,231	1.0%
28	6/30-7/13	26,303	0.9%
29	7/7-7/20	28,696	1.4%

As of 4/2021 data include confirmatory testing from nursing homes, hospitals, private labs, and ODH lab.

Source: <https://coronavirus.ohio.gov/wps/portal/gov/covid-19/dashboards/key-metrics/testing>

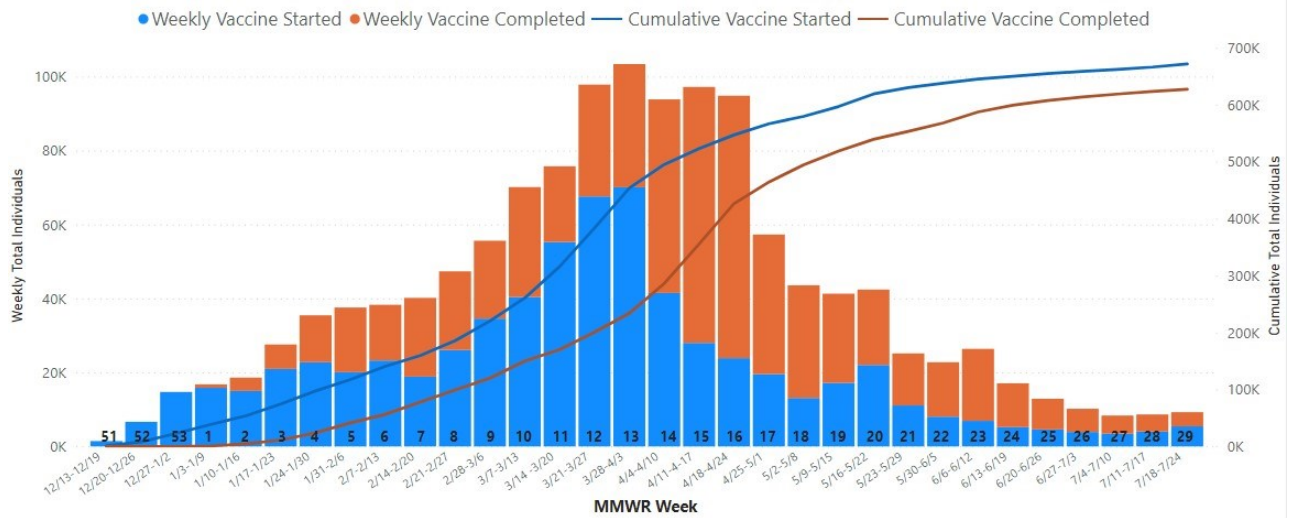
Hospital facility-specific reporting to CCBH discontinued 6/2021.

# Vaccination

A person is counted in the “Vaccine Started” category on the day they receive their first valid dose of COVID-19 vaccine. A person is counted in the “Vaccine Completed” category on the day that they get their final recommended dose of COVID-19 vaccine. For single-dose vaccines, individuals are counted in both “Vaccine Started” and “Vaccine Completed” categories.

## Cuyahoga County COVID-19 Vaccination Status

Vaccine Started: 671,556 53.59% of population Vaccine Completed: 627,238 50.06% of population



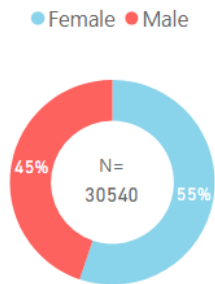
Source: <https://coronavirus.ohio.gov/wps/portal/gov/covid-19/dashboards/covid-19-vaccine/covid-19-vaccination-dashboard>

## Cuyahoga County Board of Health COVID-19 Vaccination Totals and Demographics

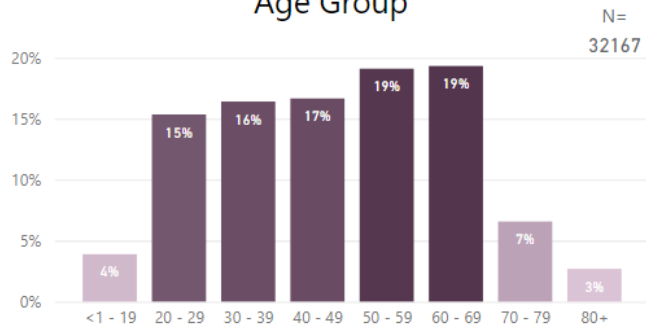
Data reflect individuals receiving at least one dose of COVID-19 vaccine from the Cuyahoga County Board of Health.

Vaccine Started: 32,167 Vaccine Completed: 30,180

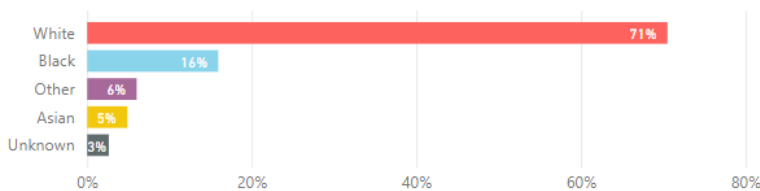
### Sex



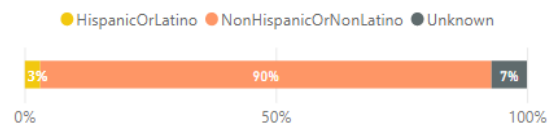
### Age Group



### Race



### Ethnicity



Report Date: July 30, 2021. Notes: Data are through July 24, 2021 unless otherwise noted. Analyses were conducted by R. Stacklin, S. Szabo, S. Zelenskiy, A. Dannemiller, & S. Smith. All data are preliminary and subject to change as additional information is reported.

CUYAHOGA COUNTY  
BOARD OF HEALTH  
YOUR TRUSTED SOURCE FOR PUBLIC HEALTH INFORMATION

5550 Venture Drive Parma, Ohio 44130  
216-201-2000 www.ccbh.net