

Cuyahoga County COVID-19 Report — MMWR Week 23

Cuyahoga County Board of Health Jurisdiction Data

Case Overview			Weekly Trends	
Total Cases ^{***}	81585	100.0%	New Cases Reported ^{**}	
Total Hospitalizations	4613	5.7%	▼ Less than previous week	
Total ICU Admissions	883	1.1%	New Deaths Reported ^{**}	
Total Deaths ^{****}	1613	2.0%	▼ Less than previous week	
Total Presumed Recovered [*]	79296	97.2%		

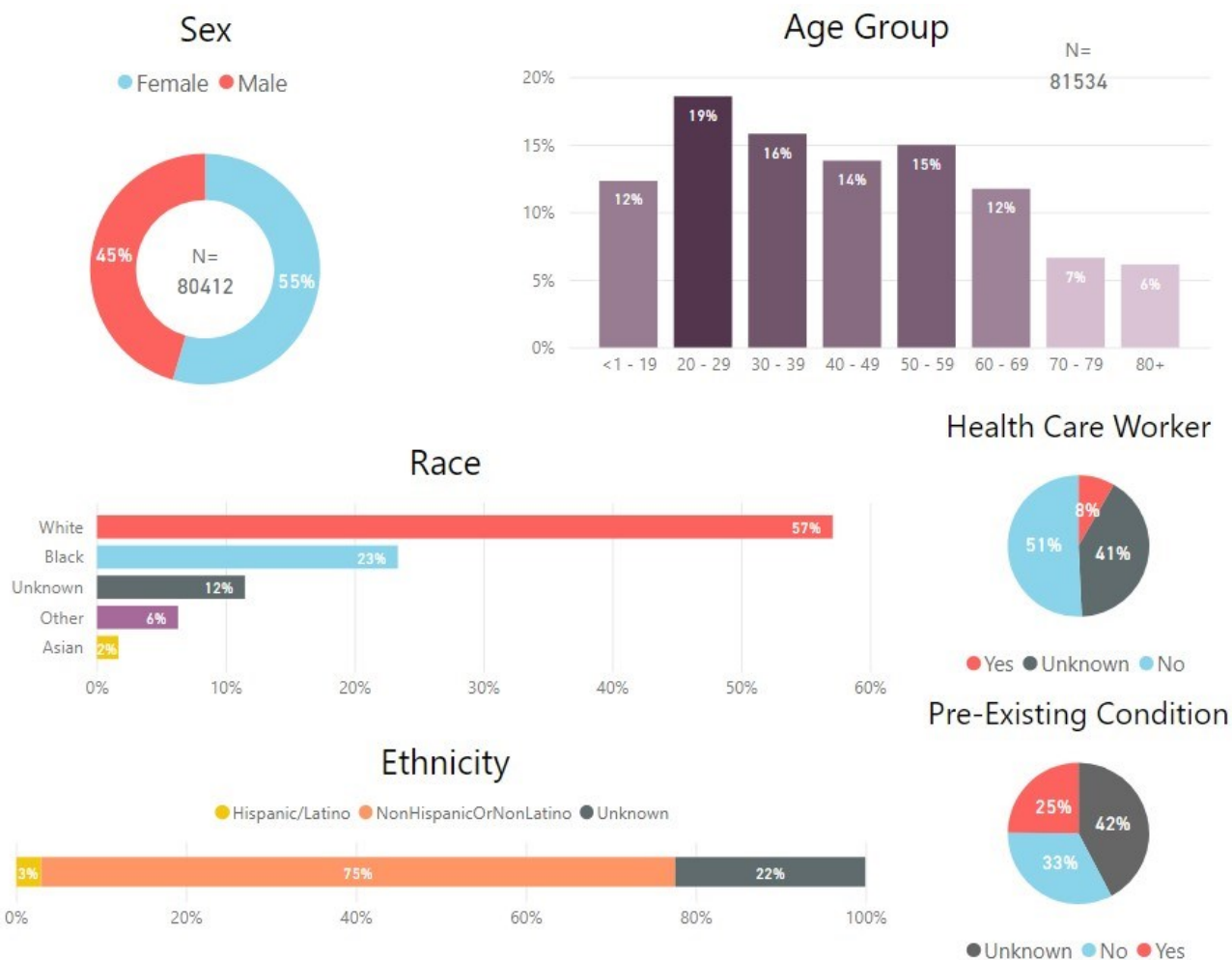
*Measure changed to ODH definition 8/2020

**Reporting period changed to MMWR weeks 11/2020

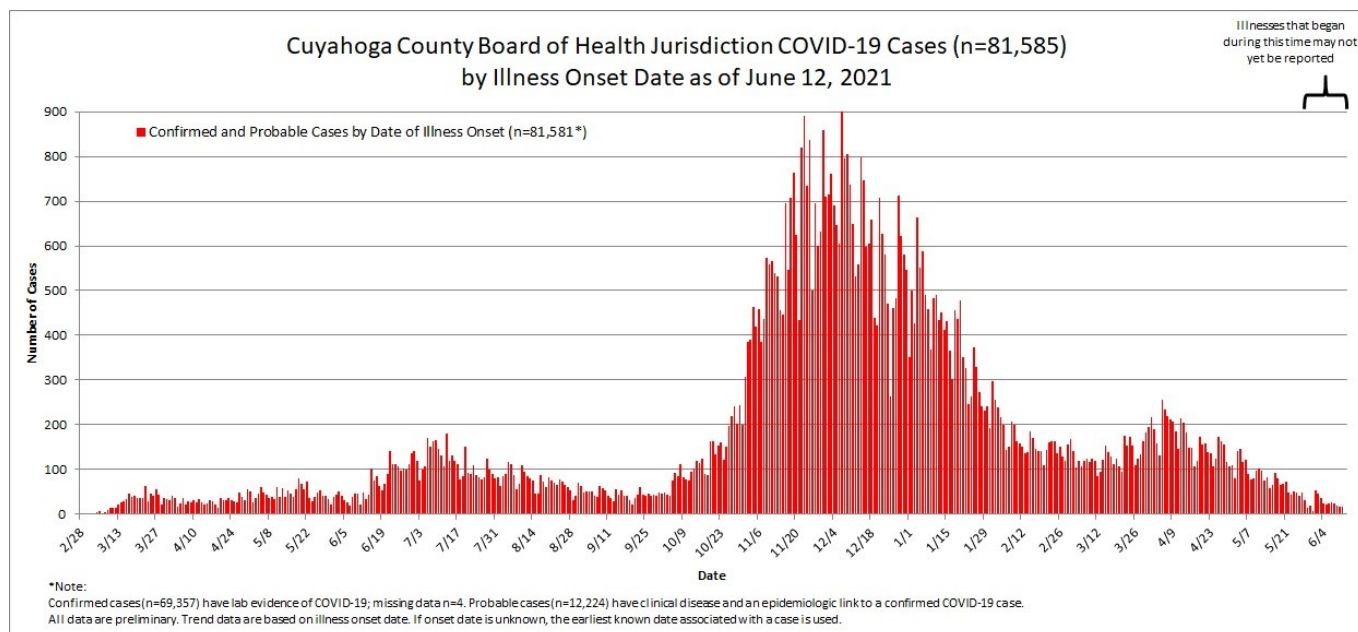
***Numbers include lab-confirmed & probable cases

****Numbers represent CCBH jurisdiction based on ODH Vital Statistics

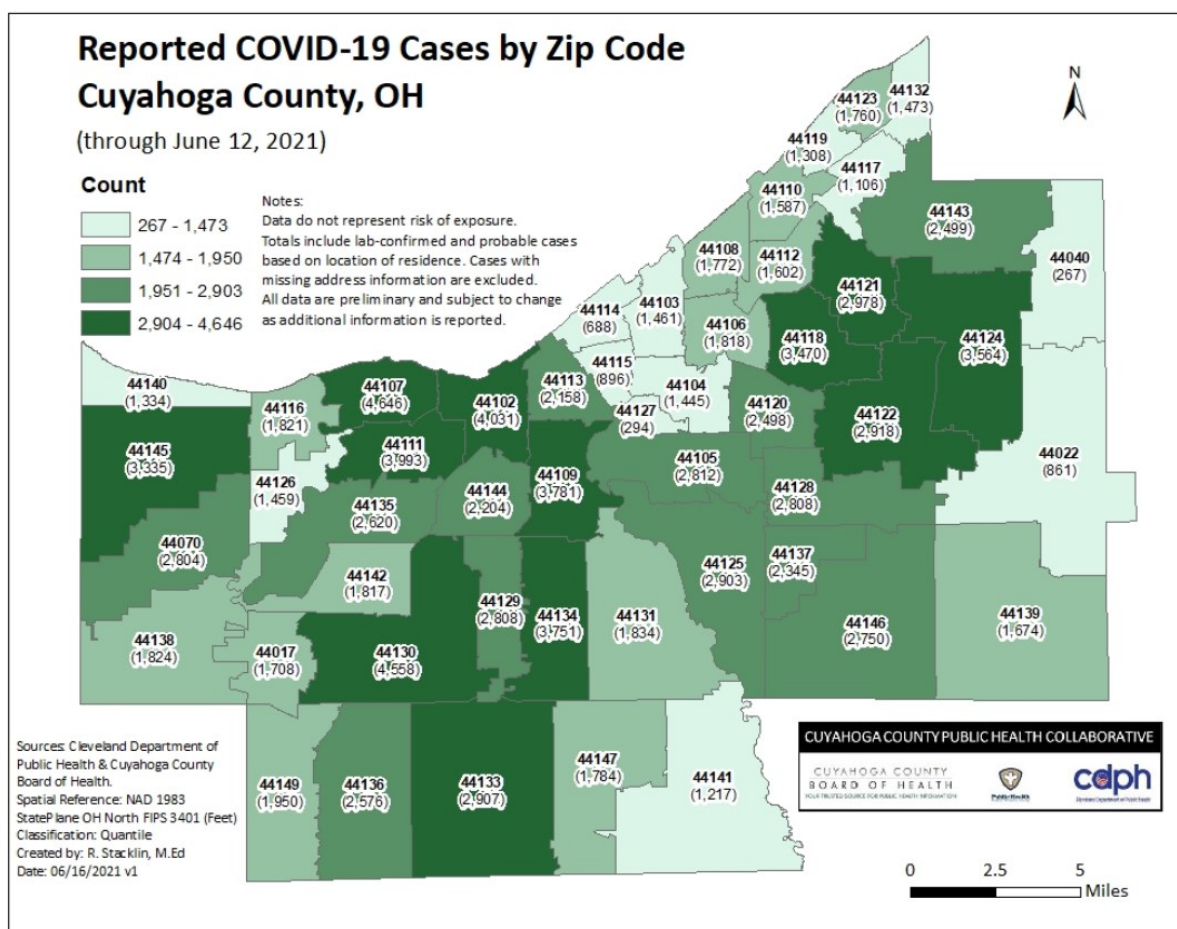
Case Demographics



Epi Curve

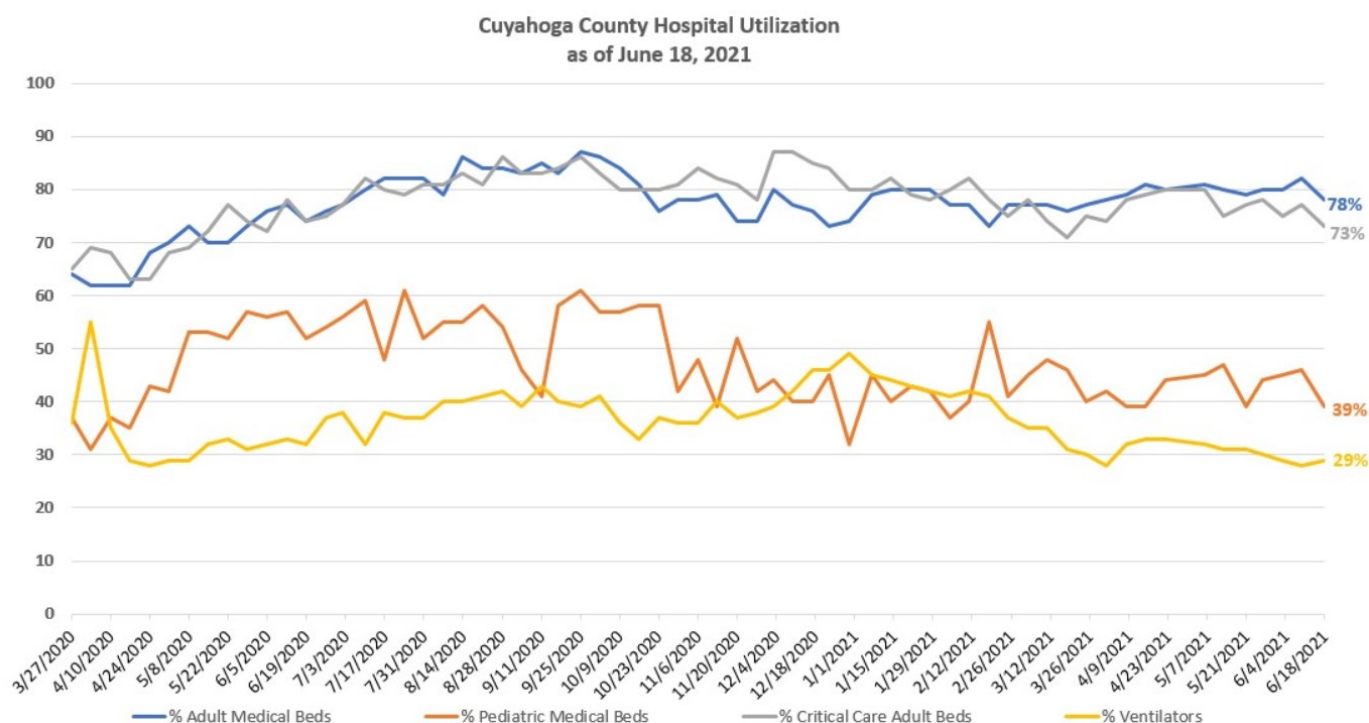


Map of COVID-19 cases in Cuyahoga County (including City of Cleveland) by ZIP Code



Cuyahoga County Data

Hospital Utilization



Testing

	Cuyahoga County Hospital Facilities			Countywide Electronic Laboratory Reporting*		
MMWR Week	Reporting Period	Total Tests	% Positive	Reporting Period	Total Tests	% Positive
20	5/16-5/22	19,200	3.9%	5/5-5/18	54,669	3.6%
21	5/23-5/29	16,889	3.3%	5/12-5/25	48,443	3.3%
22	5/30-6/5	16,297	2.1%	5/19-6/1	41,651	2.9%
23	6/6-6/12	17,524	1.5%	5/26-6/8	39,105	2.2%

*As of 4/2021 data include confirmatory testing from nursing homes, hospitals, private labs, and ODH lab

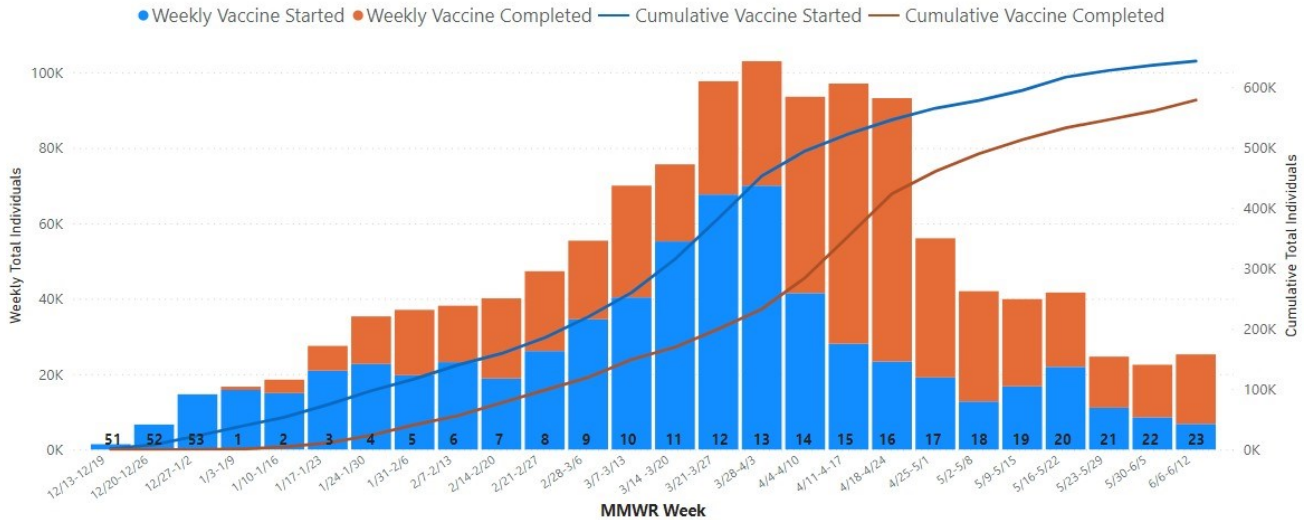
Source: <https://coronavirus.ohio.gov/wps/portal/gov/covid-19/dashboards/key-metrics/testing>

Vaccination

A person is counted in the "Vaccine Started" category on the day they receive their first valid dose of COVID-19 vaccine. A person is counted in the "Vaccine Completed" category on the day that they get their final recommended dose of COVID-19 vaccine. For single-dose vaccines, individuals are counted in both "Vaccine Started" and "Vaccine Completed" categories.

Cuyahoga County COVID-19 Vaccination Status

Vaccine Started: 642,770 51.04% of population Vaccine Completed: 578,401 45.92% of population



Source: <https://coronavirus.ohio.gov/wps/portal/gov/covid-19/dashboards/covid-19-vaccine/covid-19-vaccination-dashboard>

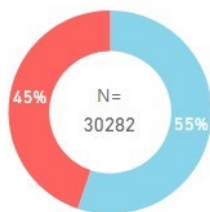
Cuyahoga County Board of Health COVID-19 Vaccination Totals and Demographics

Data reflect individuals receiving at least one dose of COVID-19 vaccine from the Cuyahoga County Board of Health.

Vaccine Started: 31,954 Vaccine Completed: 29,672

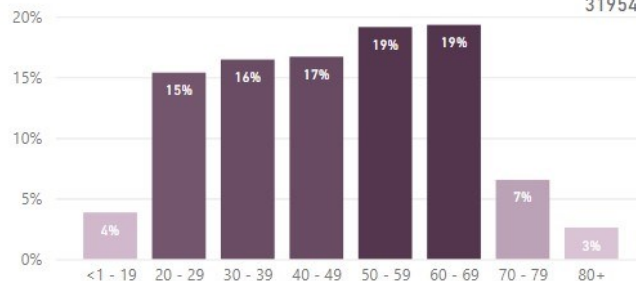
Sex

Female Male

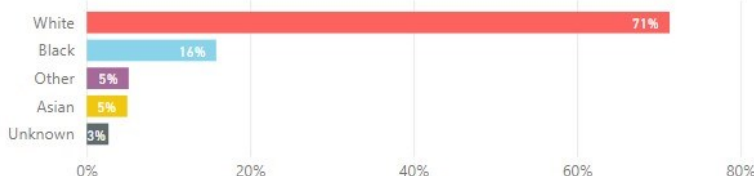


Age Group

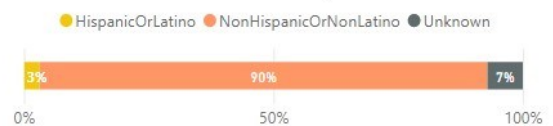
N= 31954



Race



Ethnicity



Report Date: June 18, 2021. Notes: Data are through June 12, 2021 unless otherwise noted. Analyses were conducted by R. Stacklin, S. Szabo, T. Khaled, S. Zelenskiy, A. Dannemiller, & S. Smith. All data are preliminary and subject to change as additional information is reported.

CUYAHOGA COUNTY
BOARD OF HEALTH
YOUR TRUSTED SOURCE FOR PUBLIC HEALTH INFORMATION

5550 Venture Drive Parma, Ohio 44130
216-201-2000 www.ccbh.net