

Cuyahoga County COVID-19 Report — MMWR Week 22

Cuyahoga County Board of Health Jurisdiction Data

Case Overview			Weekly Trends
Total Cases ^{***}	81411	100.0%	New Cases Reported ^{**}
Total Hospitalizations	4599	5.6%	▼ Less than previous week
Total ICU Admissions	881	1.1%	New Deaths Reported ^{**}
Total Deaths ^{****}	1607	2.0%	▼ Less than previous week
Total Presumed Recovered [*]	78927	96.9%	

*Measure changed to ODH definition 8/2020

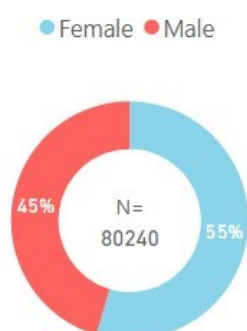
**Reporting period changed to MMWR weeks 11/2020

***Numbers include lab-confirmed & probable cases

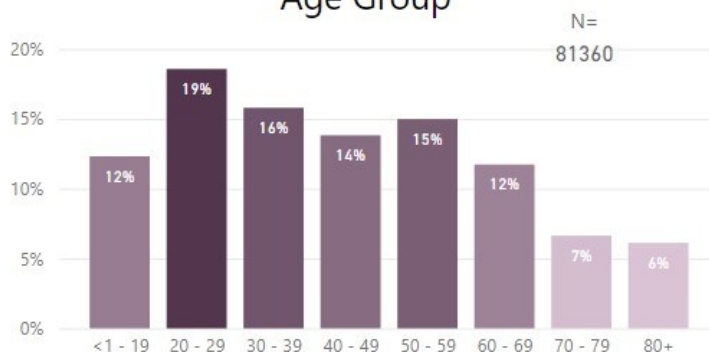
****Numbers represent CCBH jurisdiction based on ODH Vital Statistics

Case Demographics

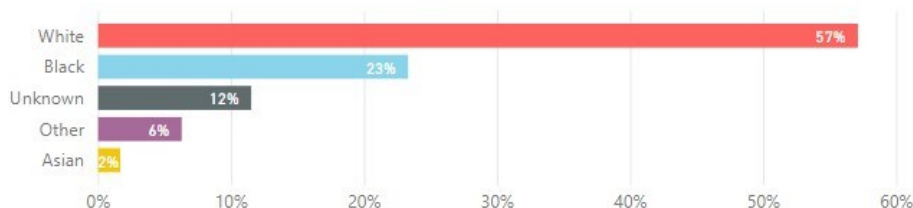
Sex



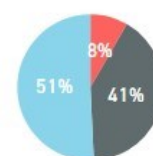
Age Group



Race



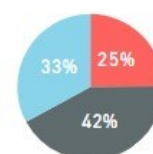
Health Care Worker



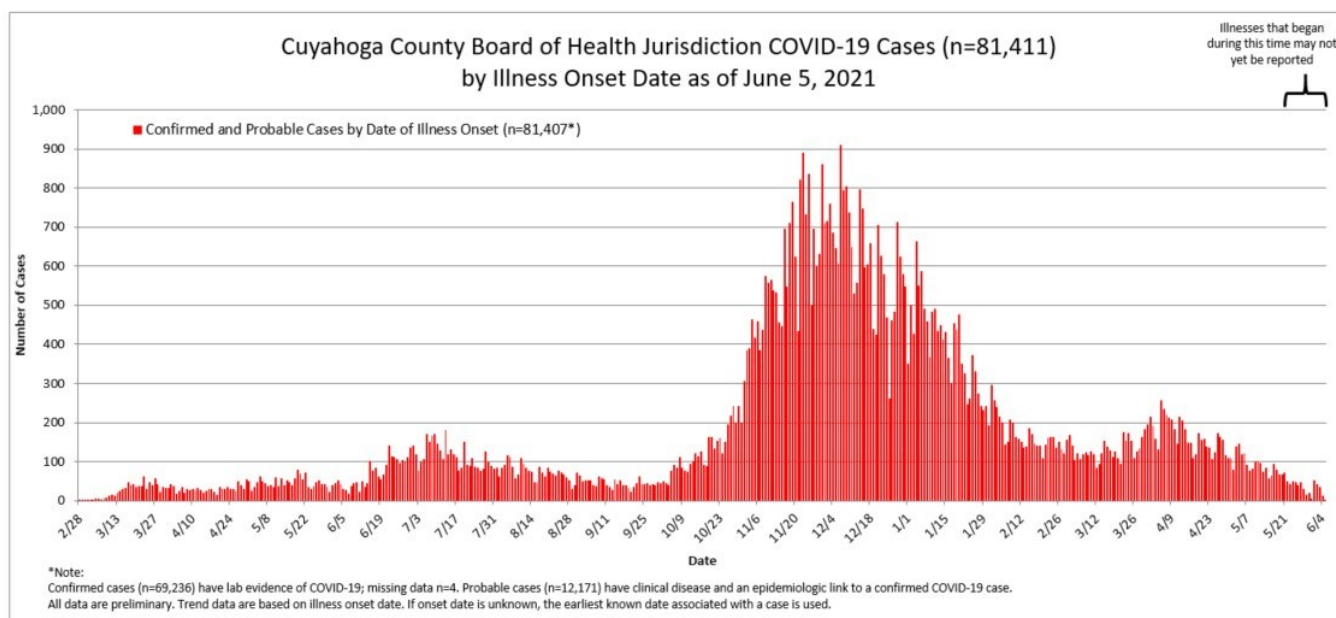
Ethnicity



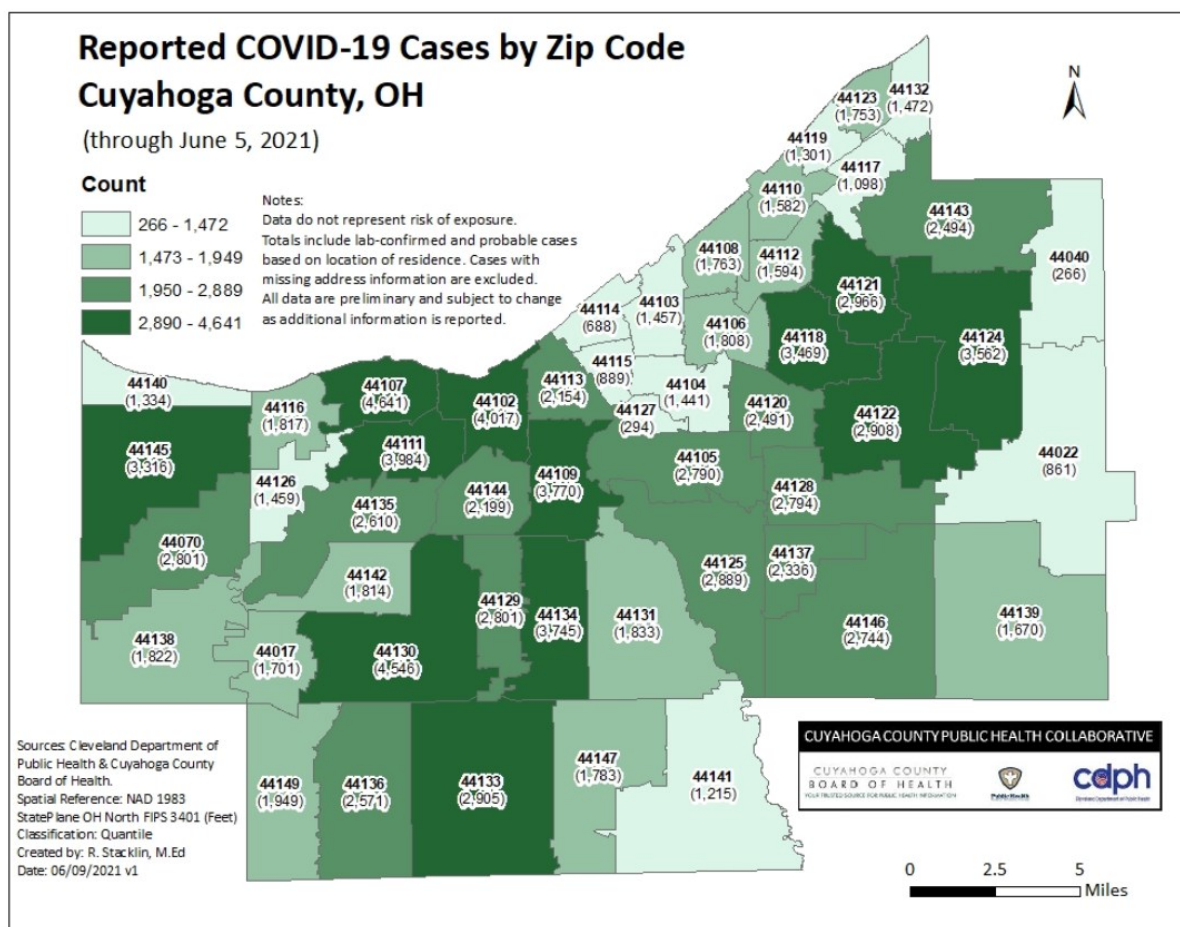
Pre-Existing Condition



Epi Curve

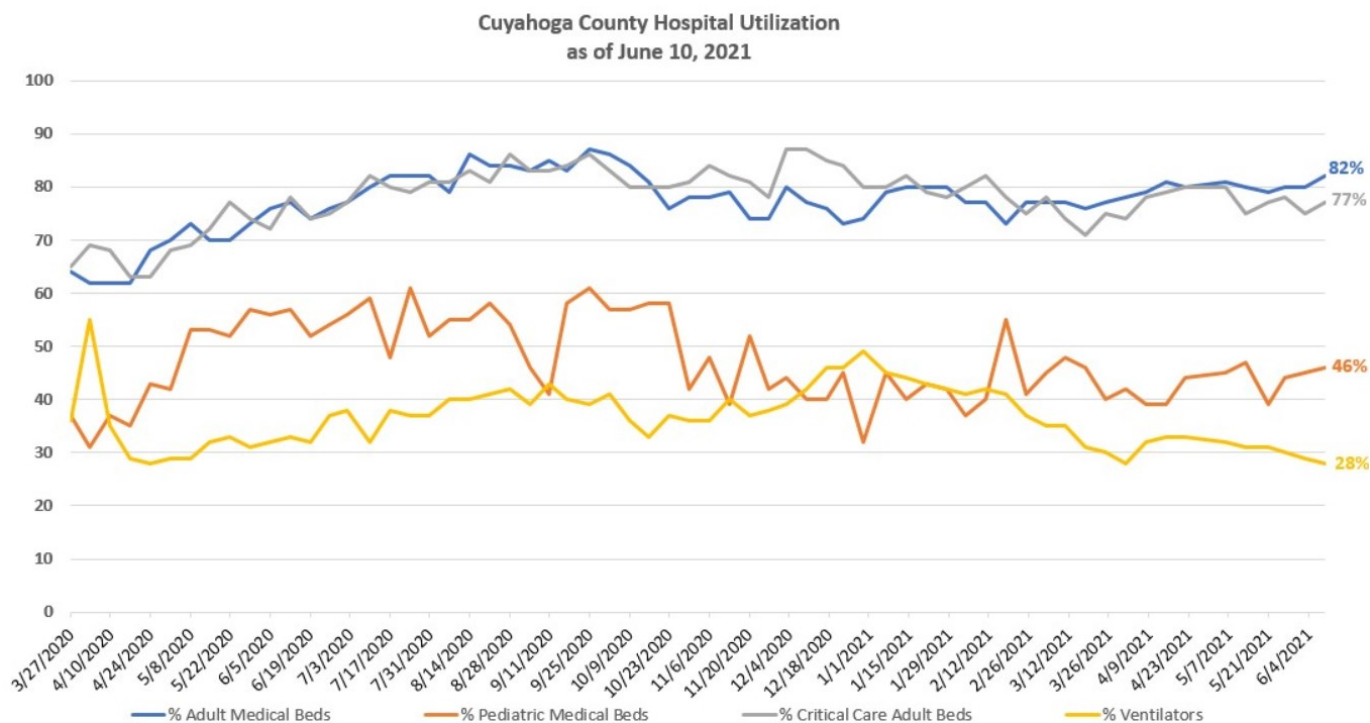


Map of COVID-19 cases in Cuyahoga County (including City of Cleveland) by ZIP Code



Cuyahoga County Data

Hospital Utilization



Testing

	Cuyahoga County Hospital Facilities			Countywide Electronic Laboratory Reporting*		
MMWR Week	Reporting Period	Total Tests	% Positive	Reporting Period	Total Tests	% Positive
19	5/9-5/15	19,778	5.1%	4/28-5/11	62,883	3.9%
20	5/16-5/22	19,200	3.9%	5/5-5/18	54,669	3.6%
21	5/23-5/29	16,889	3.3%	5/12-5/25	48,443	3.3%
22	5/30-6/5	16,297	2.1%	5/19-6/1	41,651	2.9%

*As of 4/2021 data include confirmatory testing from nursing homes, hospitals, private labs, and ODH lab

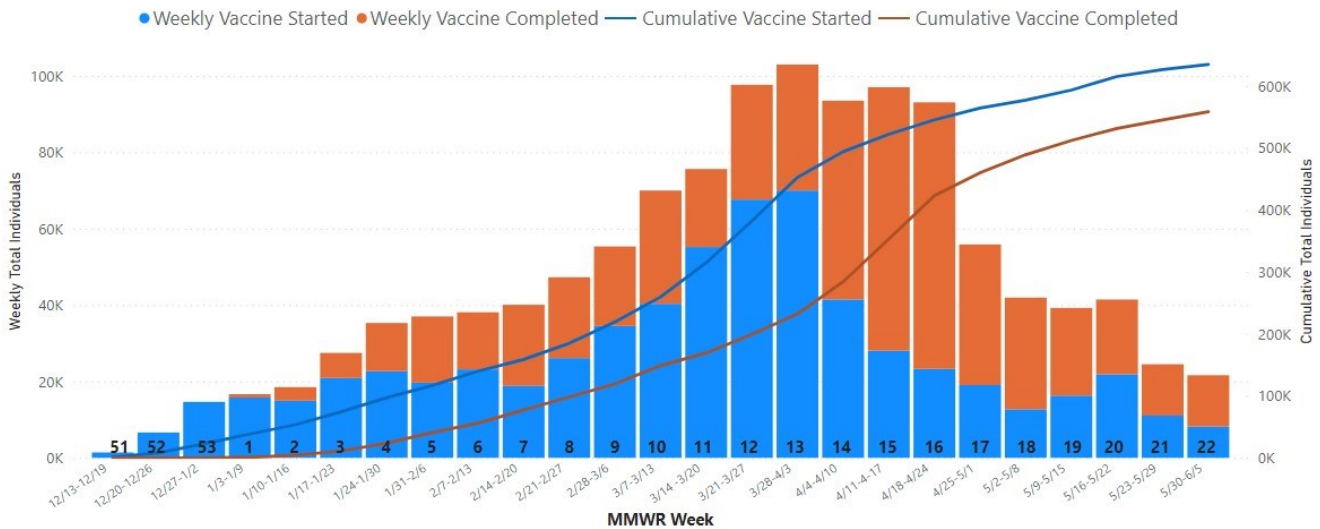
Source: <https://coronavirus.ohio.gov/wps/portal/gov/covid-19/dashboards/key-metrics/testing>

Vaccination

A person is counted in the "Vaccine Started" category on the day they receive their first valid dose of COVID-19 vaccine. A person is counted in the "Vaccine Completed" category on the day that they get their final recommended dose of COVID-19 vaccine. For single-dose vaccines, individuals are counted in both "Vaccine Started" and "Vaccine Completed" categories.

Cuyahoga County COVID-19 Vaccination Status

Vaccine Started: 634,608 50.39% of population Vaccine Completed: 558,504 44.35% of population



Source: <https://coronavirus.ohio.gov/wps/portal/gov/covid-19/dashboards/covid-19-vaccine/covid-19-vaccination-dashboard>

Cuyahoga County Board of Health COVID-19 Vaccination Totals and Demographics

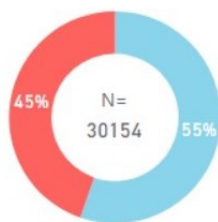
Data reflect individuals receiving at least one dose of COVID-19 vaccine from the Cuyahoga County Board of Health.

Vaccine Started: 31,832

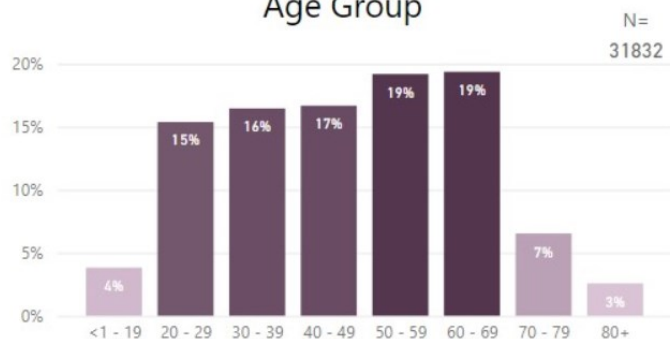
Vaccine Completed: 29,411

Sex

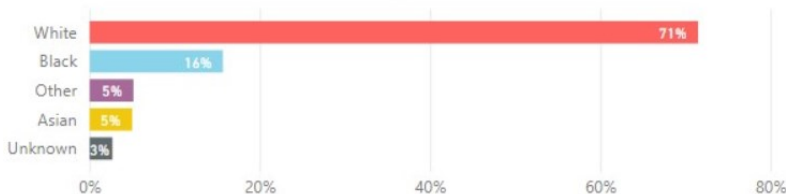
Female Male



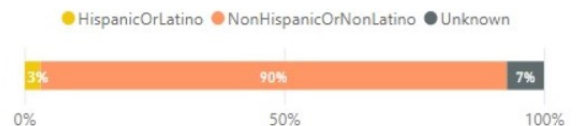
Age Group



Race



Ethnicity



Report Date: June 10, 2021. Notes: Data are through June 5, 2021 unless otherwise noted. Analyses were conducted by R. Stacklin, S. Szabo, T. Khaled, S. Zelenskiy, A. Dannemiller, & S. Smith. All data are preliminary and subject to change as additional information is reported.

CUYAHOGA COUNTY
BOARD OF HEALTH
YOUR TRUSTED SOURCE FOR PUBLIC HEALTH INFORMATION

5550 Venture Drive Parma, Ohio 44130
216-201-2000 www.ccbh.net