

Cuyahoga County COVID-19 Report – MMWR Week 17

Cuyahoga County Board of Health Jurisdiction Data

Case Overview			Weekly Trends	
Total Cases ^{***}	78602	100.0%	New Cases Reported ^{**}	
Total Hospitalizations	4379	5.6%	▼	Less than previous week
Total ICU Admissions	843	1.1%	New Deaths Reported ^{**}	
Total Deaths ^{****}	1555	2.0%	▲	More than previous week
Total Presumed Recovered*	74822	95.2%		

*Measure changed to ODH definition 8/2020

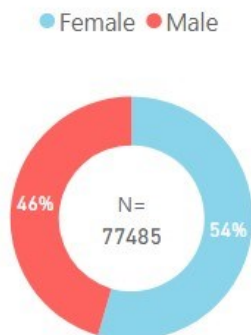
**Reporting period changed to MMWR weeks 11/2020

***Numbers include lab-confirmed & probable cases

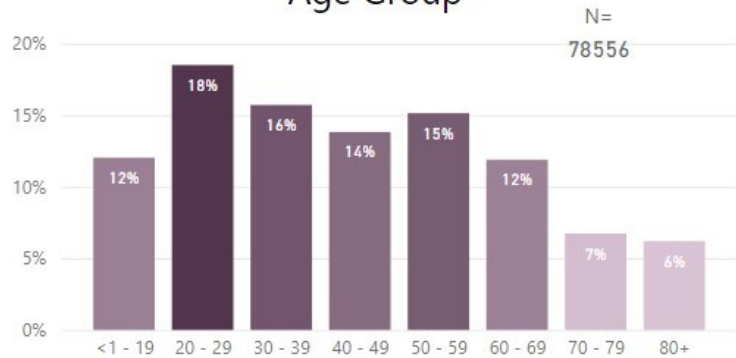
****Numbers represent CCBH jurisdiction based on ODH Vital Statistics

Case Demographics

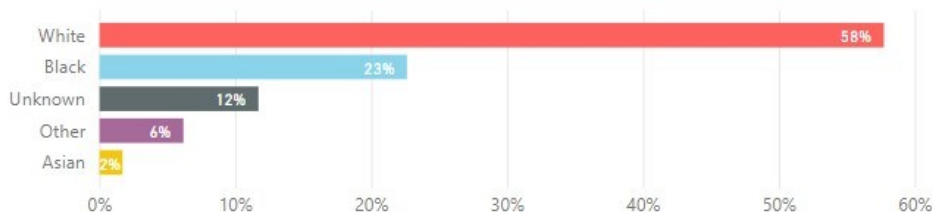
Sex



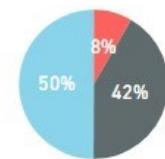
Age Group



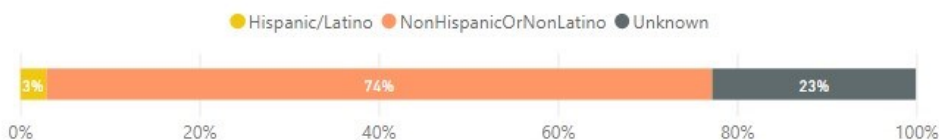
Race



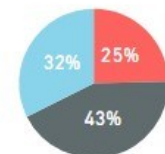
Health Care Worker



Ethnicity



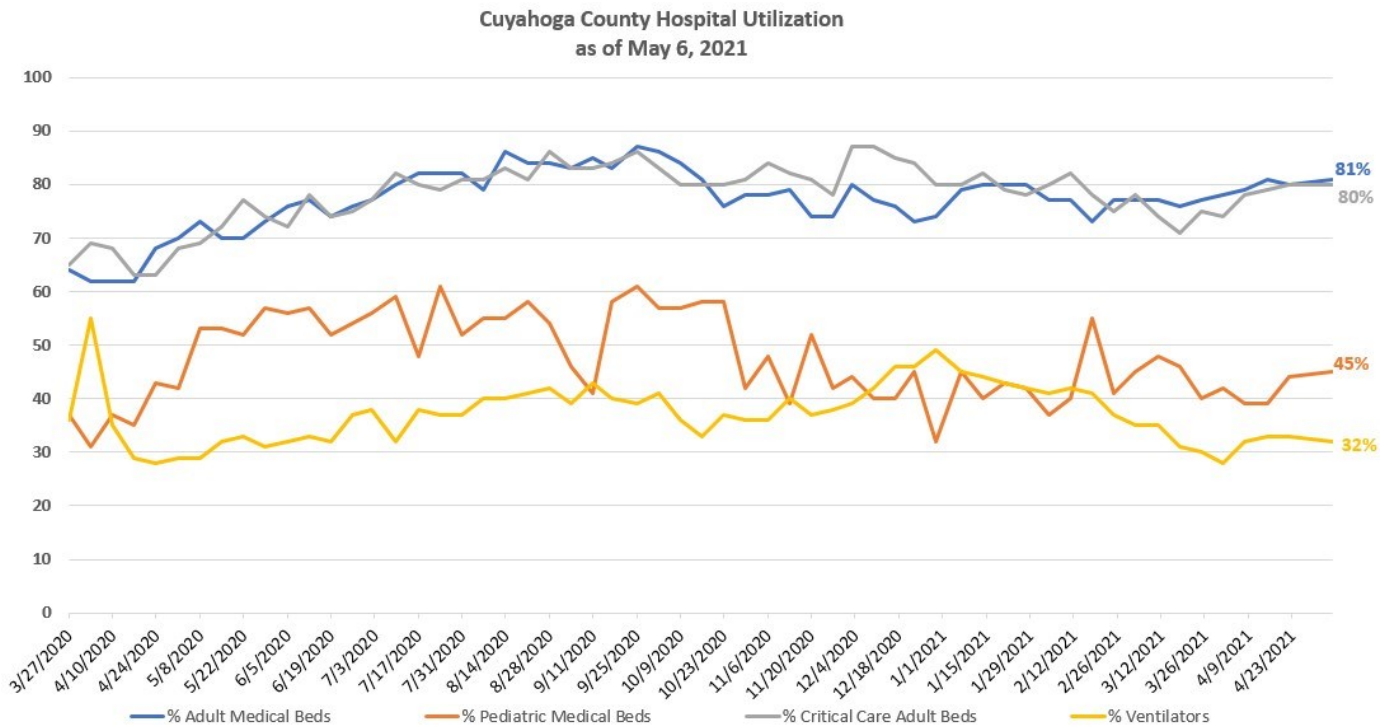
Pre-Existing Condition



● Yes ● Unknown ● No

Cuyahoga County Data

Hospital Utilization



Testing

MMWR Week	Cuyahoga County Hospital Facilities			Countywide Electronic Laboratory Reporting*		
	Reporting Period	Total Tests	% Positive	Reporting Period	Total Tests	% Positive
14	4/4-4/10	20,521	6.1%			
15	4/11-4/17	21,749	6.0%	4/7-4/20	65,440	5.0%
16	4/18-4/24	21,457	5.2%	4/14-4/27	70,368	4.2%
17	4/25-5/1	21,440	5.0%			

*As of 4/2021 data include confirmatory testing from nursing homes, hospitals, private labs, and ODH lab

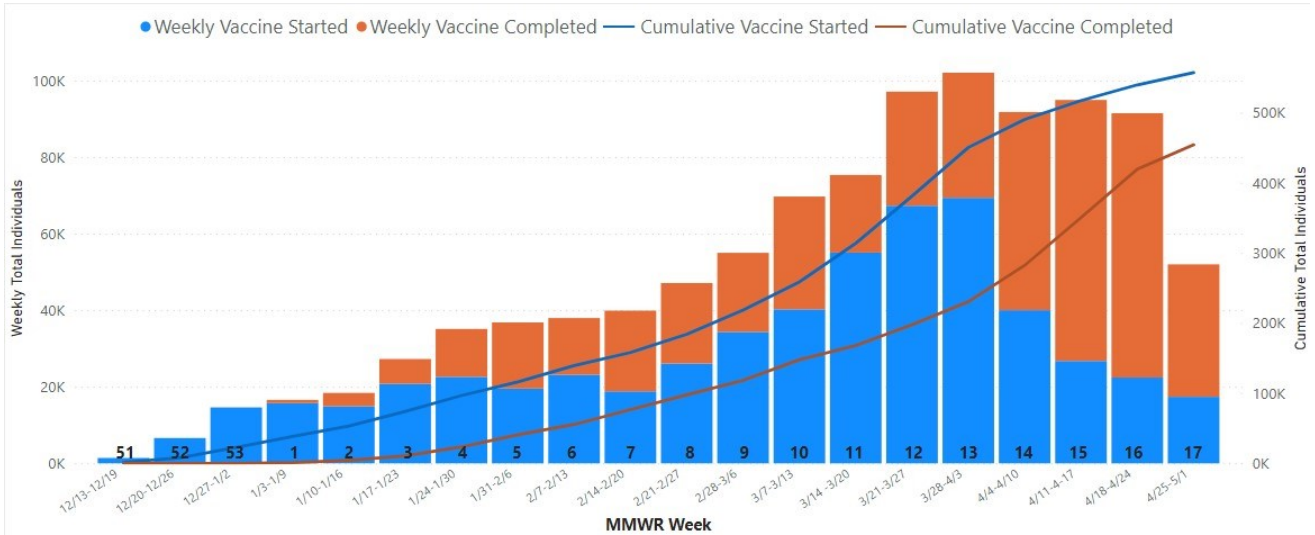
Source: <https://coronavirus.ohio.gov/wps/portal/gov/covid-19/dashboards/key-metrics/testing>

Vaccination

A person is counted in the "Vaccine Started" category on the day they receive their first valid dose of COVID-19 vaccine. A person is counted in the "Vaccine Completed" category on the day that they get their final recommended dose of COVID-19 vaccine. For single-dose vaccines, individuals are counted in both "Vaccine Started" and "Vaccine Completed" categories.

Cuyahoga County COVID-19 Vaccination Status

Vaccine Started: 556,924 44.22% of population Vaccine Completed: 454,134 36.06% of population



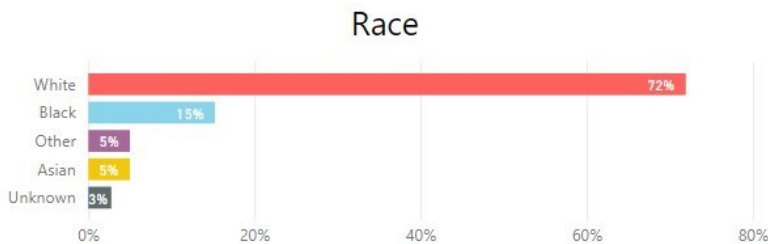
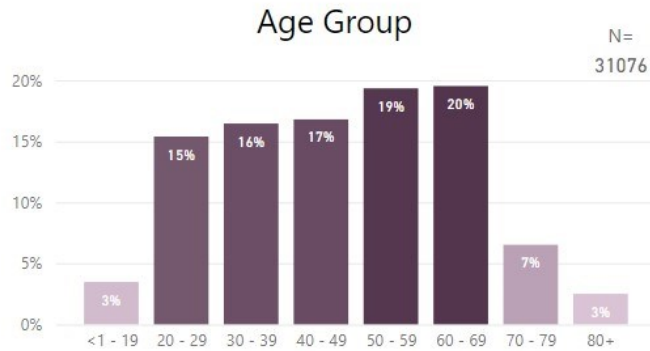
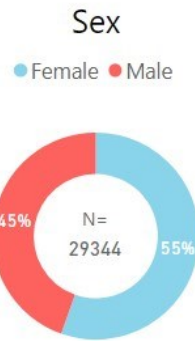
Source: <https://coronavirus.ohio.gov/wps/portal/gov/covid-19/dashboards/covid-19-vaccine/covid-19-vaccination-dashboard>

Cuyahoga County Board of Health COVID-19 Vaccination Totals and Demographics

Data reflect individuals receiving at least one dose of COVID-19 vaccine from the Cuyahoga County Board of Health.

Vaccine Started: 31,076

Vaccine Completed: 24,553



Report Date: May 6, 2021. Notes: Data are through May 1, 2021 unless otherwise noted. Analyses were conducted by L. Bottoms, S. Szabo, T. Khaled, S. Zelenskiy, A. Dannemiller, & S. Smith. All data are preliminary and subject to change as additional information is reported.

CUYAHOGA COUNTY
 BOARD OF HEALTH
 YOUR TRUSTED SOURCE FOR PUBLIC HEALTH INFORMATION

5550 Venture Drive Parma, Ohio 44130
 216-201-2000 www.ccbh.net