

Cuyahoga County COVID-19 Report – MMWR Week 18

Cuyahoga County Board of Health Jurisdiction Data

Case Overview			Weekly Trends	
Total Cases**	79437	100.0%	New Cases Reported**	
Total Hospitalizations	4450	5.6%	▼	Less than previous week
Total ICU Admissions	855	1.1%	New Deaths Reported**	
Total Deaths****	1570	2.0%	▼	Less than previous week
Total Presumed Recovered*	75829	95.5%		

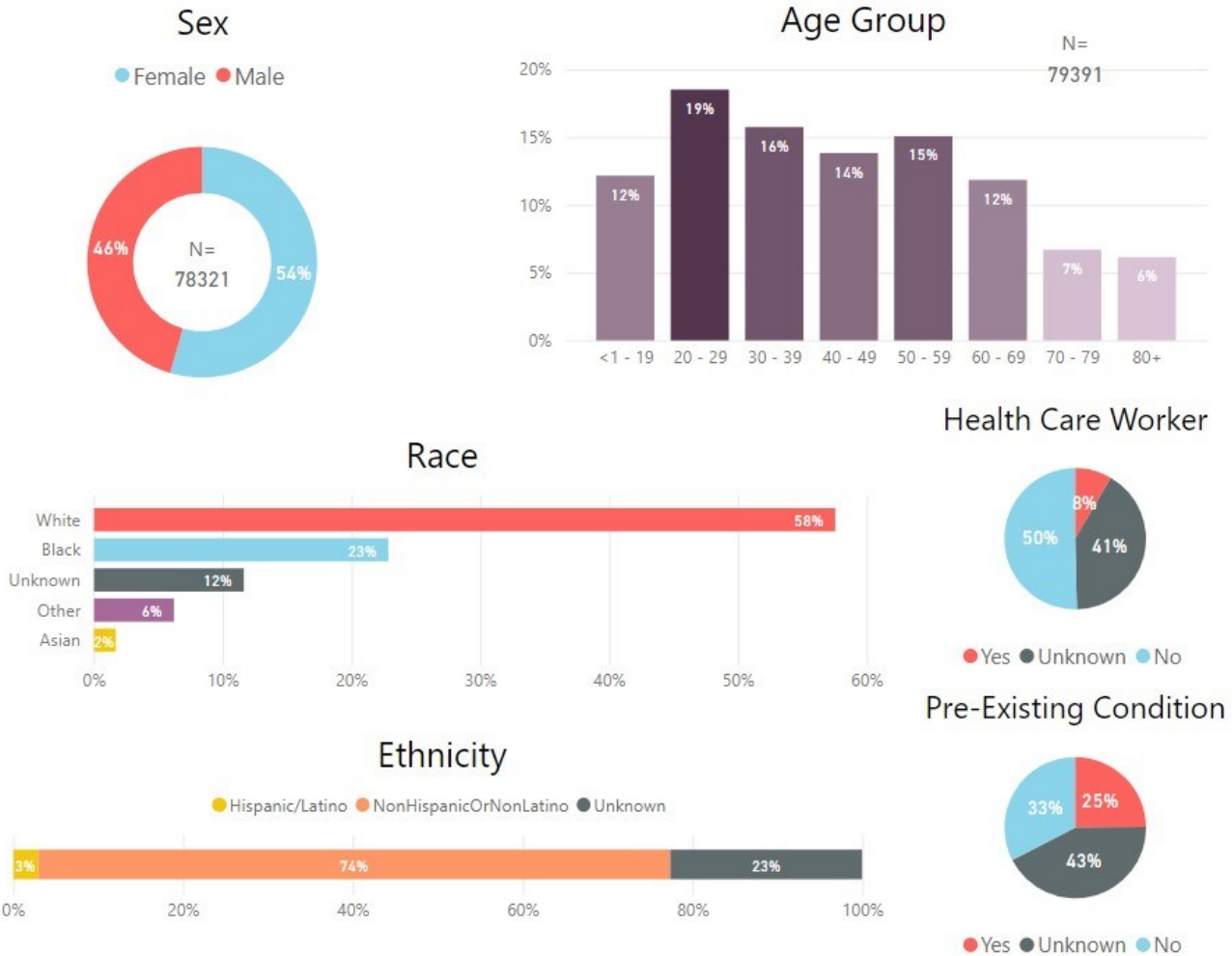
*Measure changed to ODH definition 8/2020

**Reporting period changed to MMWR weeks 11/2020

***Numbers include lab-confirmed & probable cases

****Numbers represent CCBH jurisdiction based on ODH Vital Statistics

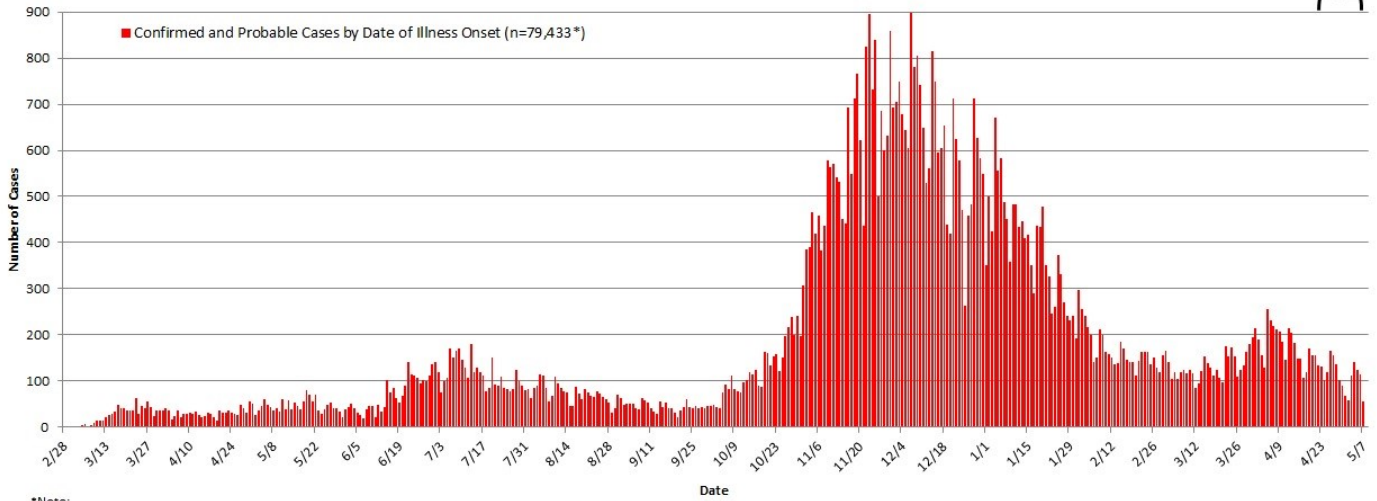
Case Demographics



Epi Curve

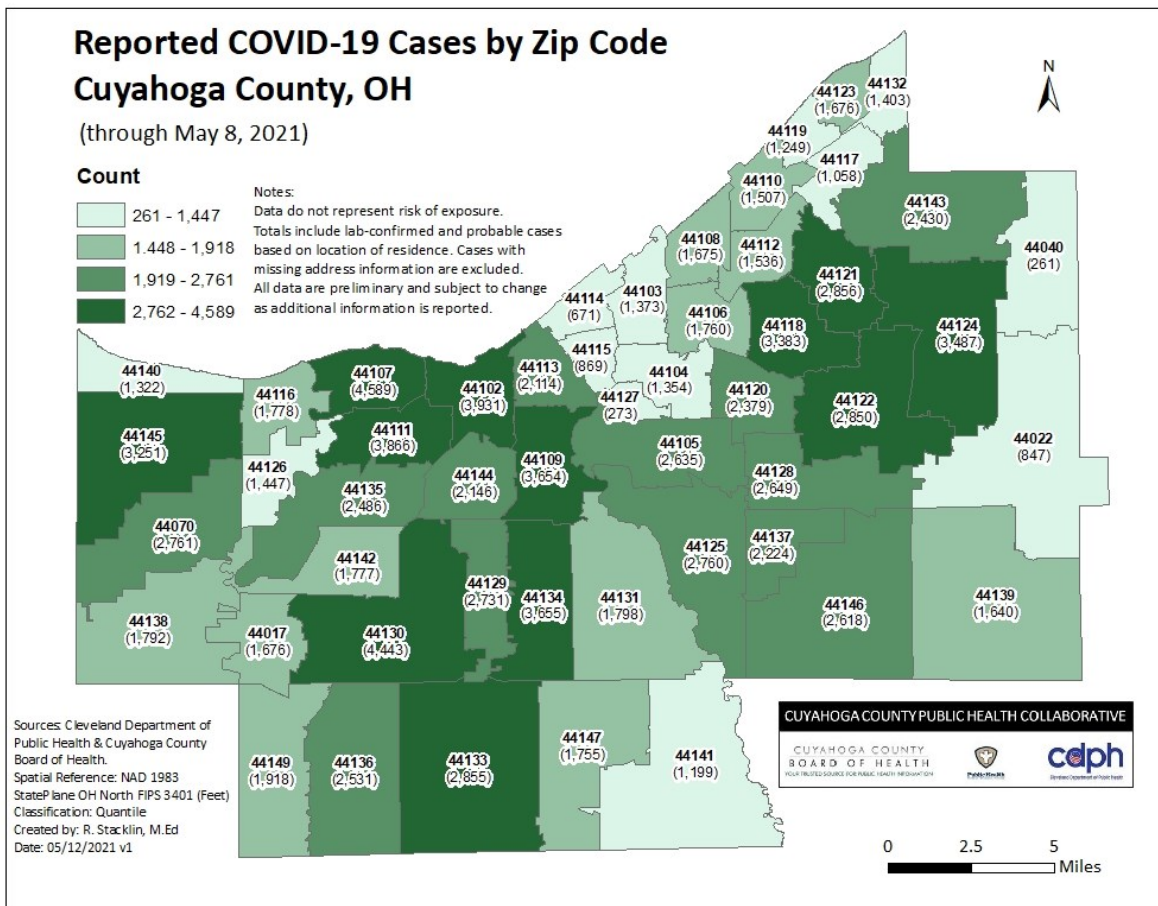
Cuyahoga County Board of Health Jurisdiction COVID-19 Cases (n=79,437)
by Illness Onset Date as of May 8, 2021

Illnesses that began during this time may not yet be reported



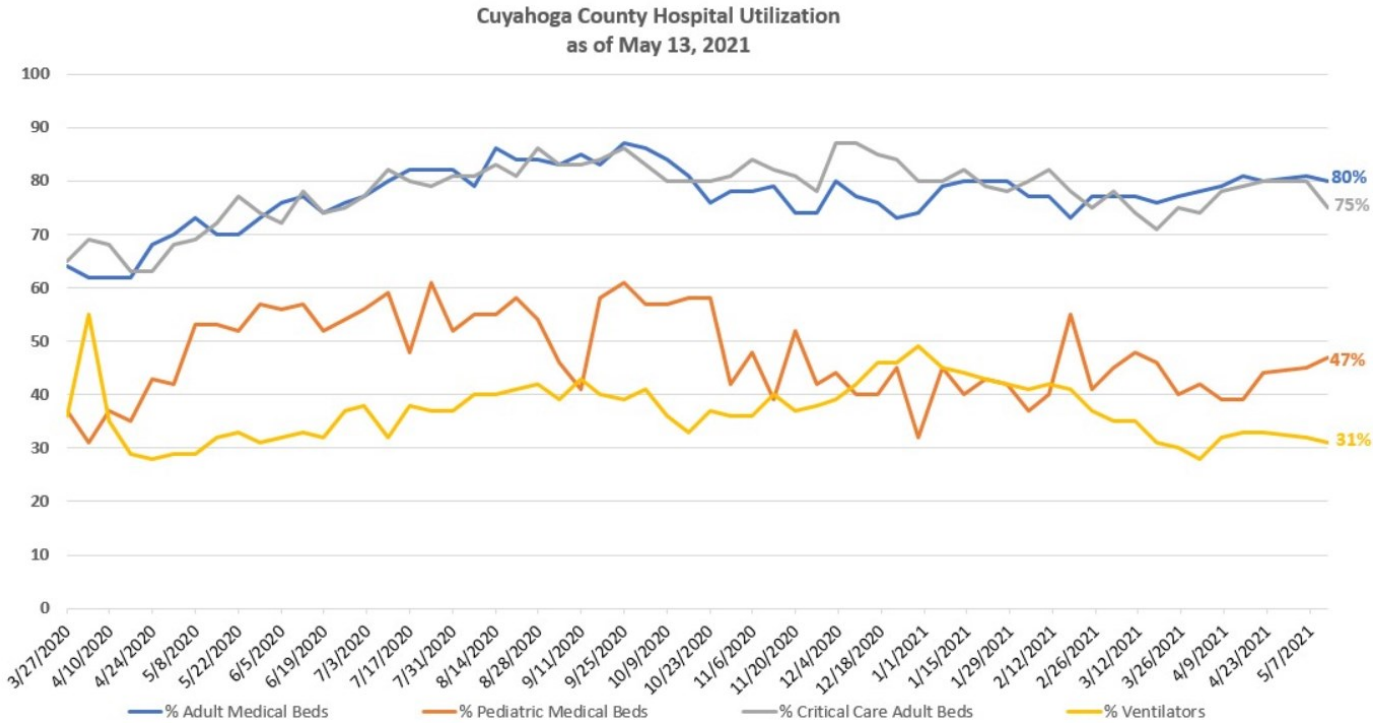
*Note:
Confirmed cases (n=67,852) have lab evidence of COVID-19; missing data n=4. Probable cases (n=11,581) have clinical disease and an epidemiologic link to a confirmed COVID-19 case. All data are preliminary. Trend data are based on illness onset date. If onset date is unknown, the earliest known date associated with a case is used.

Map of COVID-19 cases in Cuyahoga County (including City of Cleveland) by ZIP Code



Cuyahoga County Data

Hospital Utilization



Testing

MMWR Week	Cuyahoga County Hospital Facilities			Countywide Electronic Laboratory Reporting*		
	Reporting Period	Total Tests	% Positive	Reporting Period	Total Tests	% Positive
15	4/11-4/17	21,749	6.0%	4/7-4/20	65,440	5.0%
16	4/18-4/24	21,457	5.2%	4/14-4/27	70,368	4.2%
17	4/25-5/1	21,440	5.0%	4/21-5/4	68,533	4.1%
18	5/2-5/8	20,931	4.6%			

*As of 4/2021 data include confirmatory testing from nursing homes, hospitals, private labs, and ODH lab

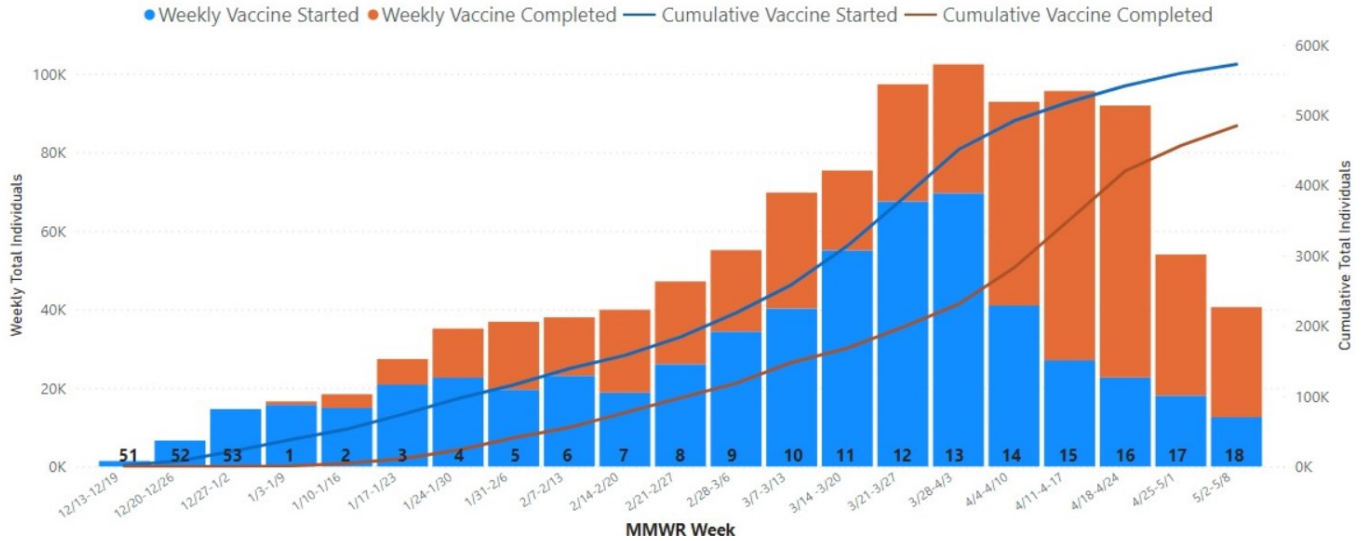
Source: <https://coronavirus.ohio.gov/wps/portal/gov/covid-19/dashboards/key-metrics/testing>

Vaccination

A person is counted in the "Vaccine Started" category on the day they receive their first valid dose of COVID-19 vaccine. A person is counted in the "Vaccine Completed" category on the day that they get their final recommended dose of COVID-19 vaccine. For single-dose vaccines, individuals are counted in both "Vaccine Started" and "Vaccine Completed" categories.

Cuyahoga County COVID-19 Vaccination Status

Vaccine Started: 572,365 45.45% of population Vaccine Completed: 484,812 38.49% of population



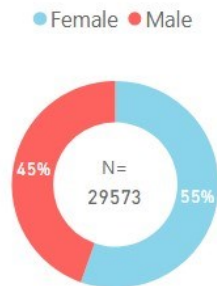
Source: <https://coronavirus.ohio.gov/wps/portal/gov/covid-19/dashboards/covid-19-vaccine/covid-19-vaccination-dashboard>

Cuyahoga County Board of Health COVID-19 Vaccination Totals and Demographics

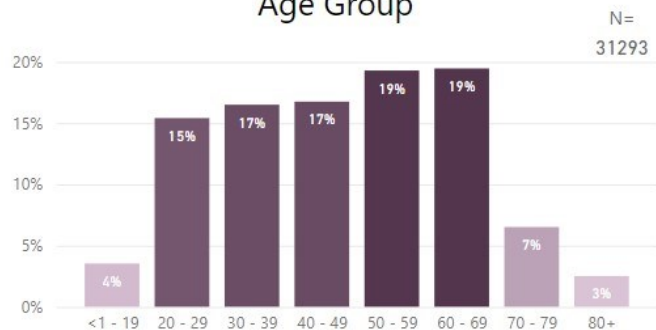
Data reflect individuals receiving at least one dose of COVID-19 vaccine from the Cuyahoga County Board of Health.

Vaccine Started: 31,293 Vaccine Completed: 26,821

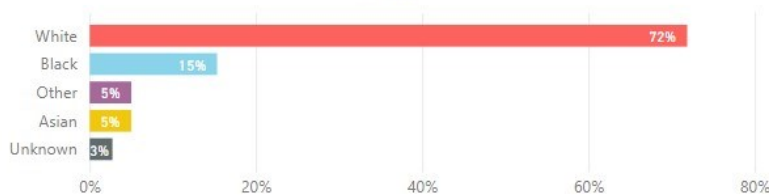
Sex



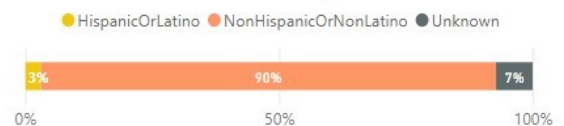
Age Group



Race



Ethnicity



Report Date: May 13, 2021. Notes: Data are through May 8, 2021 unless otherwise noted. Analyses were conducted by R. Stacklin, S. Szabo, T. Khaled, S. Zelenskiy, A. Dannemiller, & S. Smith. All data are preliminary and subject to change as additional information is reported.

CUYAHOGA COUNTY
BOARD OF HEALTH
YOUR TRUSTED SOURCE FOR PUBLIC HEALTH INFORMATION

5550 Venture Drive Parma, Ohio 44130
216-201-2000 www.ccbh.net