

# Cuyahoga County COVID-19 Report – MMWR Week 13

## Cuyahoga County Board of Health Jurisdiction Data

Case Overview			Weekly Trends	
Total Cases**	73464	100.0%	▲ More than previous week	New Cases Reported**
Total Hospitalizations	4142	5.6%		
Total ICU Admissions	801	1.1%	▼ Less than previous week	New Deaths Reported**
Total Deaths****	1507	2.1%		
Total Presumed Recovered*	69693	94.9%		

\*Measure changed to ODH definition 8/2020

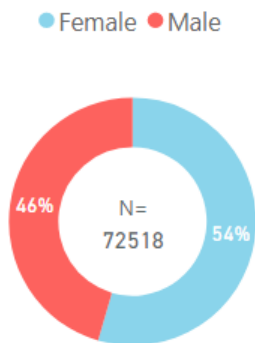
\*\*Reporting period changed to MMWR weeks 11/2020

\*\*\*Numbers include lab-confirmed & probable cases

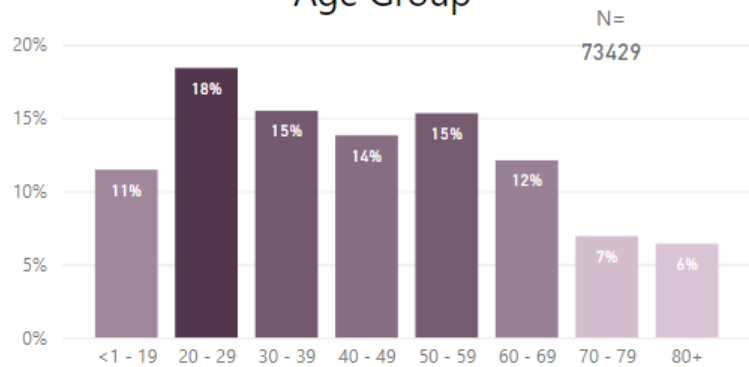
\*\*\*\*Numbers represent CCBH jurisdiction based on ODH Vital Statistics

### Case Demographics

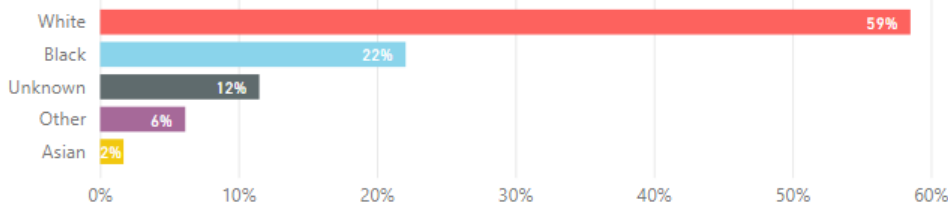
#### Sex



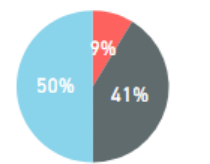
#### Age Group



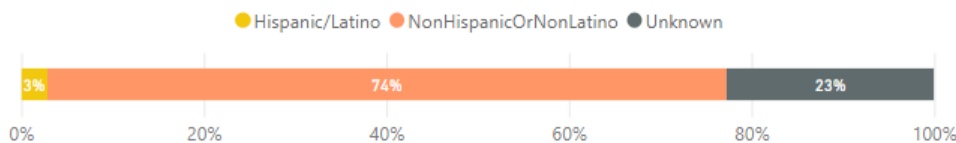
#### Race



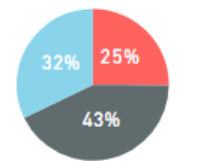
#### Health Care Worker



#### Ethnicity



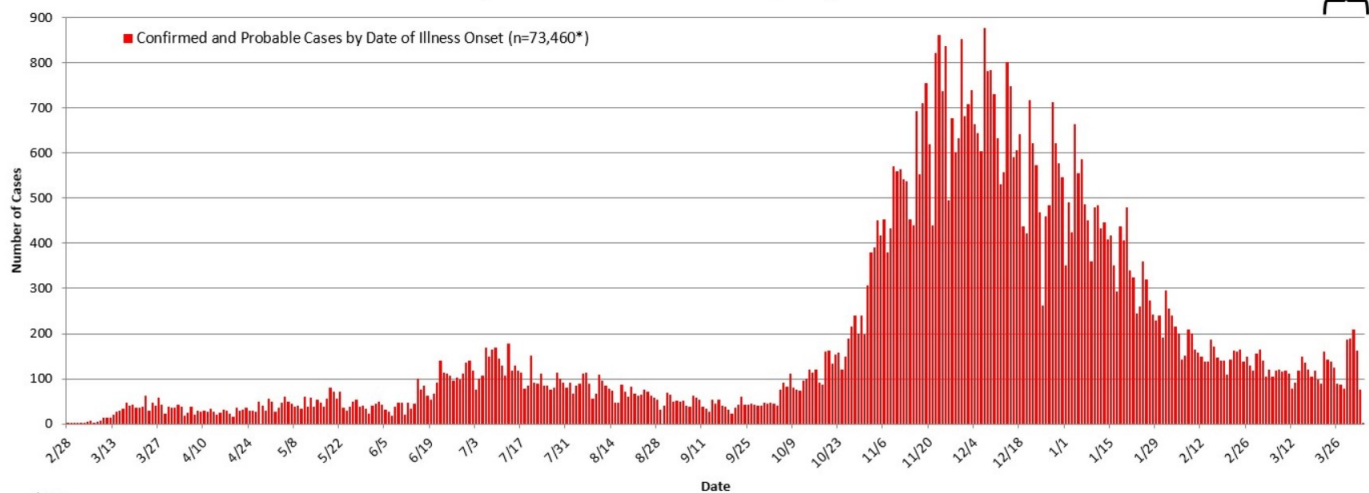
#### Pre-Existing Condition



# Epi Curve

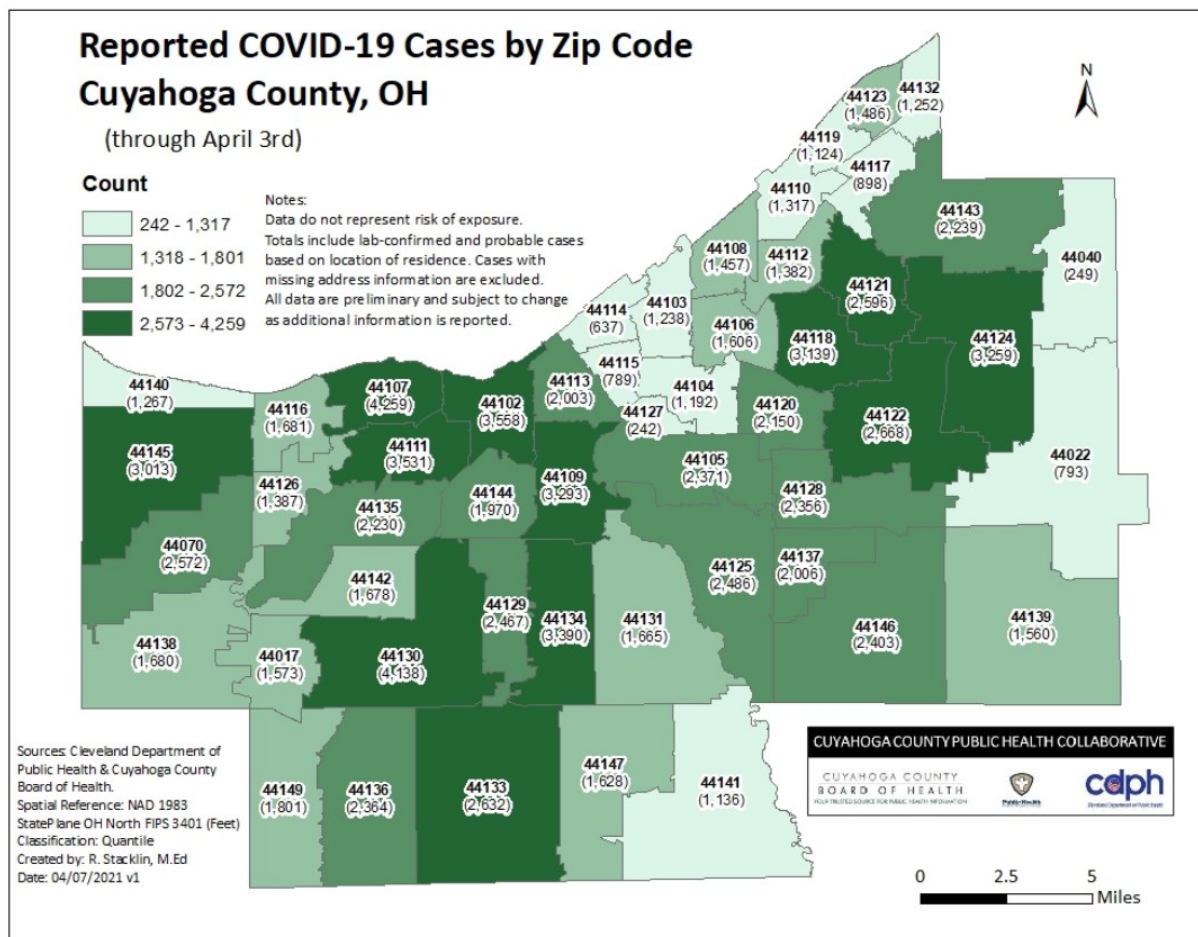
Cuyahoga County Board of Health Jurisdiction COVID-19 Cases (n=73,464)  
by Illness Onset Date as of April 3, 2021

Illnesses that began during this time may not yet be reported



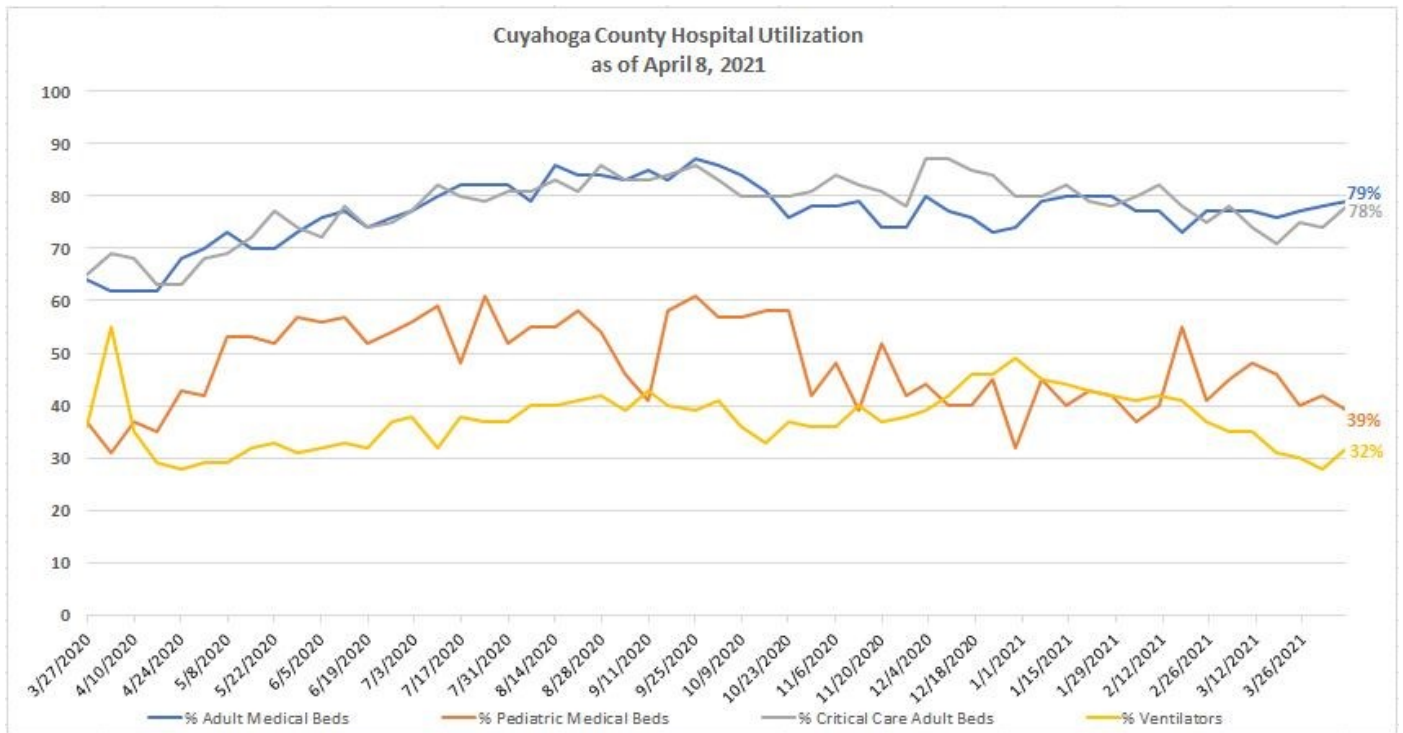
\*Note:  
Confirmed cases (n=63,753) have lab evidence of COVID-19; missing data n=4. Probable cases (n=9,707) have clinical disease and an epidemiologic link to a confirmed COVID-19 case. All data are preliminary. Trend data are based on illness onset date. If onset date is unknown, the earliest known date associated with a case is used.

## Map of COVID-19 cases in Cuyahoga County (including City of Cleveland) by ZIP Code



# Cuyahoga County Data

## Hospital Utilization



## Hospital Testing

### PCR Testing for SARS-CoV-2 via Cuyahoga County hospital facilities

MMWR Week	Total Tests	% Positive
3/7-3/13	20,868	4.3%
3/14-3/20	19,753	4.4%
3/21-3/27	19,507	4.9%
3/28-4/3	20,297	5.6%

## Nursing Home Testing

### COVID-19 RT-PCR Testing in Cuyahoga County nursing homes via Centers for Medicare & Medicaid Services

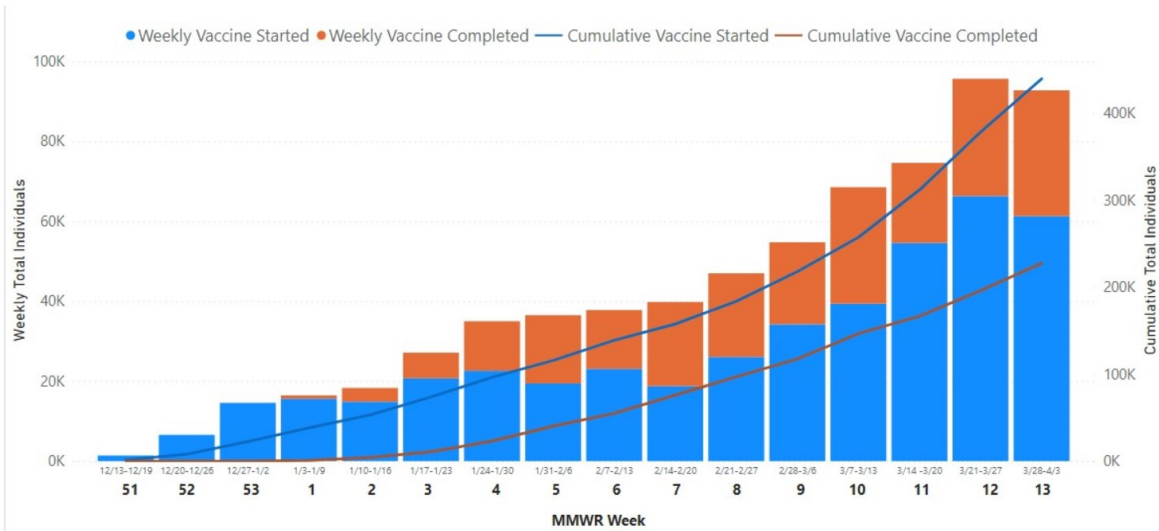
Reporting Period	Total Tests	% Positive
3/17-3/30	9,247	8.6%

# Vaccination

A person is counted in the “Vaccine Started” category on the day they receive their first valid dose of COVID-19 vaccine. A person is counted in the “Vaccine Completed” category on the day that they get their final recommended dose of COVID-19 vaccine. For single-dose vaccines, individuals are counted in both “Vaccine Started” and “Vaccine Completed” categories.

## Cuyahoga County COVID-19 Vaccination Status

Vaccine Started: 439,324 34.88% of population Vaccine Completed: 227,351 18.05% of population



Source: <https://coronavirus.ohio.gov/wps/portal/gov/covid-19/dashboards/covid-19-vaccine/covid-19-vaccination-dashboard>

## Cuyahoga County Board of Health COVID-19 Vaccination Totals and Demographics

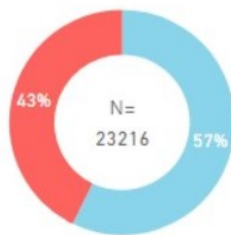
Data reflect individuals receiving at least one dose of COVID-19 vaccine from the Cuyahoga County Board of Health.

Vaccine Started: 25,121

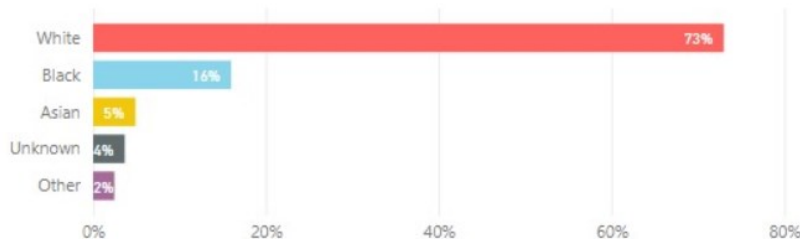
Vaccine Completed: 14,044

### Sex

Female Male

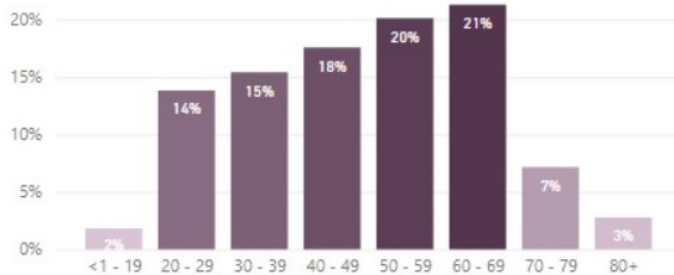


### Race

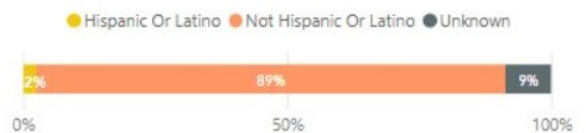


### Age Group

N= 25121



### Ethnicity



Report Date: April 8, 2021. Notes: Data are through April 3, 2021 unless otherwise noted. Analyses were conducted by R. Stacklin, S. Szabo, T. Khaled, S. Zelenskiy, A. Dannemiller, & S. Smith. All data are preliminary and subject to change as additional information is reported.

CUYAHOGA COUNTY  
BOARD OF HEALTH  
YOUR TRUSTED SOURCE FOR PUBLIC HEALTH INFORMATION

5550 Venture Drive Parma, Ohio 44130  
216-201-2000 www.ccbh.net