

Cuyahoga County COVID-19 Report — MMWR Week 14

Cuyahoga County Board of Health Jurisdiction Data

Case Overview			Weekly Trends
Total Cases ^{***}	74901	100.0%	New Cases Reported ^{**}
Total Hospitalizations	4195	5.6%	▲ More than previous week
Total ICU Admissions	811	1.1%	New Deaths Reported ^{**}
Total Deaths ^{****}	1526	2.0%	▲ More than previous week
Total Presumed Recovered [*]	70557	94.2%	

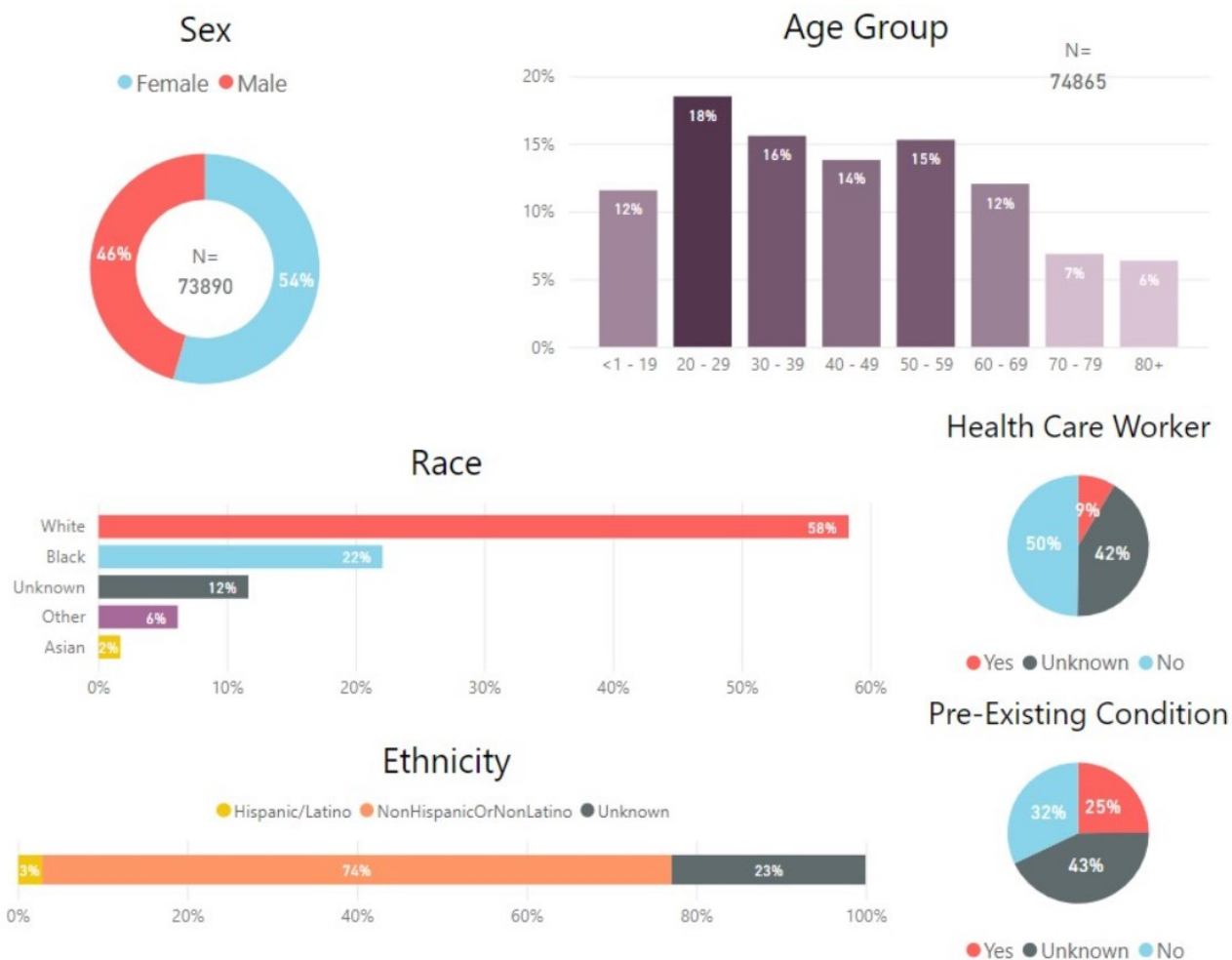
*Measure changed to ODH definition 8/2020

**Reporting period changed to MMWR weeks 11/2020

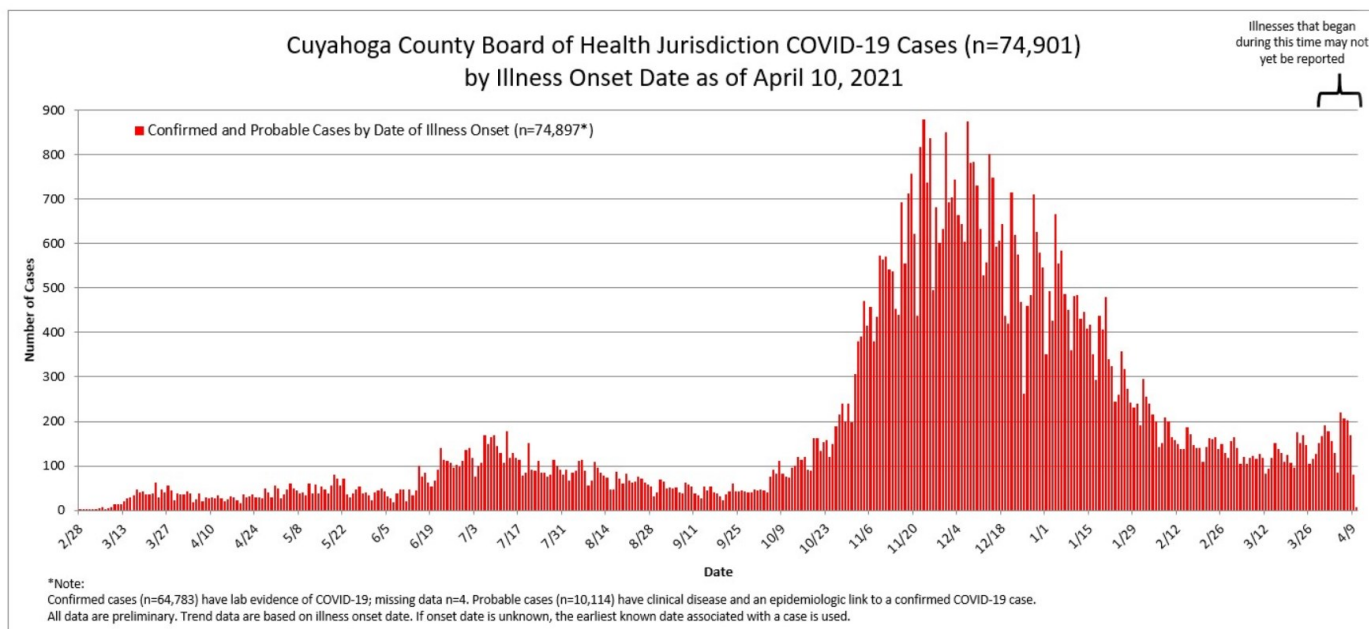
***Numbers include lab-confirmed & probable cases

****Numbers represent CCBH jurisdiction based on ODH Vital Statistics

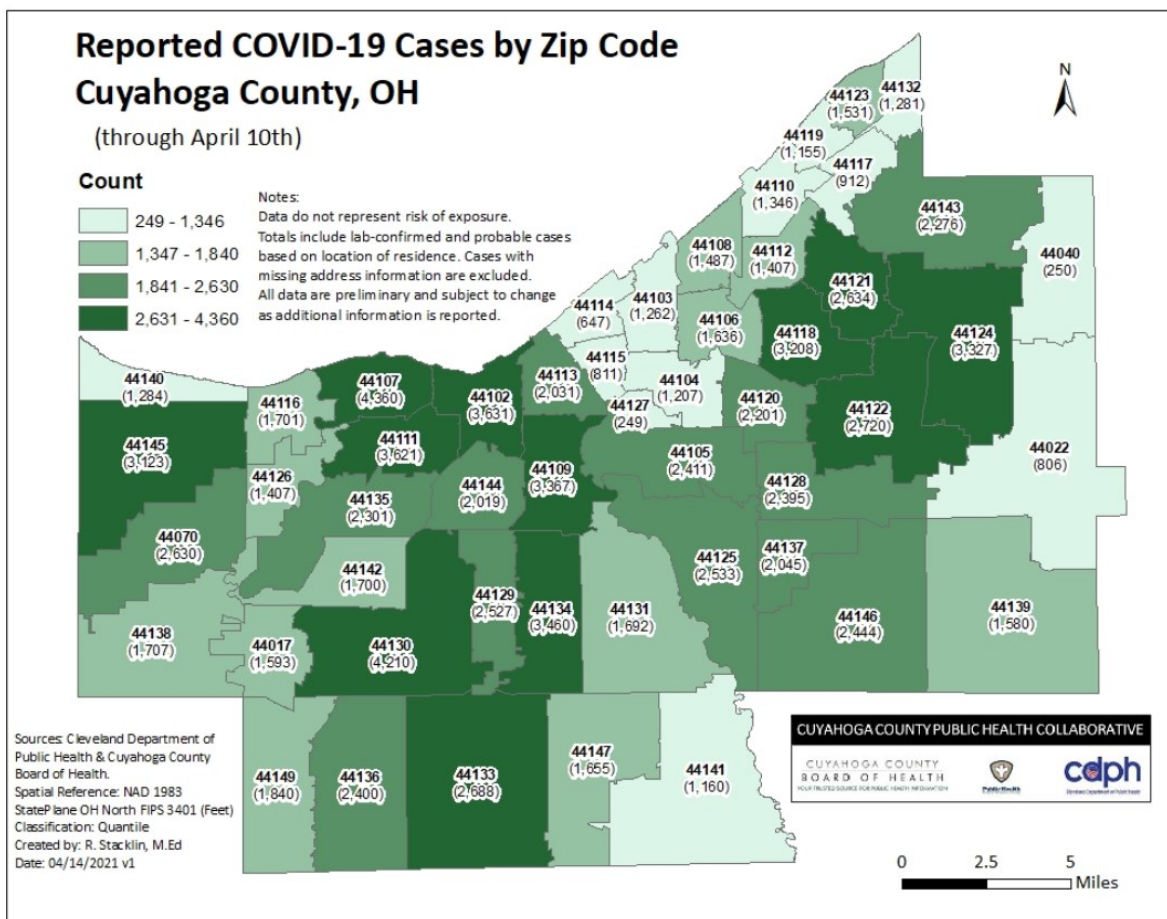
Case Demographics



Epi Curve

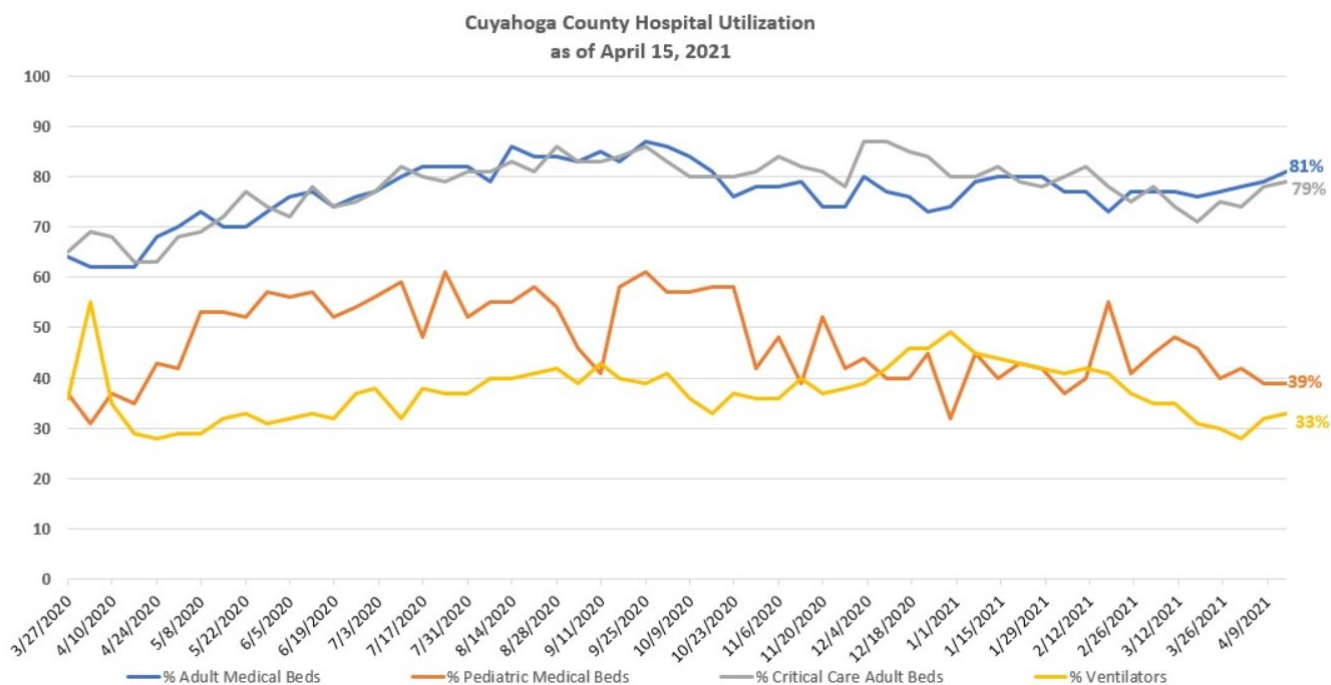


Map of COVID-19 cases in Cuyahoga County (including City of Cleveland) by ZIP Code



Cuyahoga County Data

Hospital Utilization



Hospital Testing

PCR Testing for SARS-CoV-2 via Cuyahoga County hospital facilities

MMWR Week	Total Tests	% Positive
3/14-3/20	19,753	4.4%
3/21-3/27	19,507	4.9%
3/28-4/3	20,297	5.6%
4/4-4/10	20,521	6.1%

Nursing Home Testing

COVID-19 RT-PCR Testing in Cuyahoga County nursing homes via Centers for Medicare & Medicaid Services

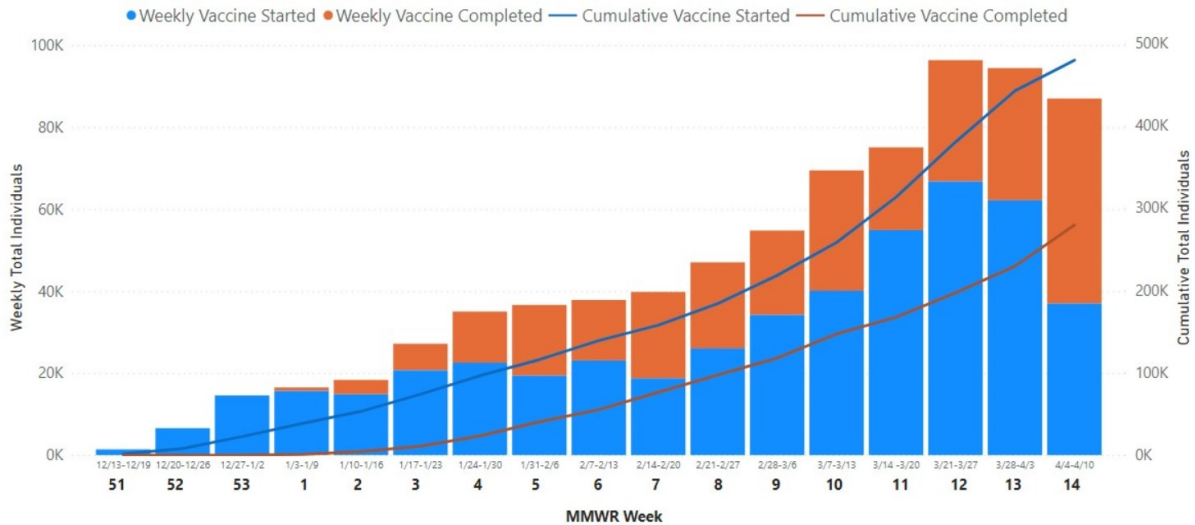
Reporting Period	Total Tests	% Positive
3/24-4/6	8,531	11.0%

Vaccination

A person is counted in the "Vaccine Started" category on the day they receive their first valid dose of COVID-19 vaccine. A person is counted in the "Vaccine Completed" category on the day that they get their final recommended dose of COVID-19 vaccine. For single-dose vaccines, individuals are counted in both "Vaccine Started" and "Vaccine Completed" categories.

Cuyahoga County COVID-19 Vaccination Status

Vaccine Started: 479,117 38.04% of population Vaccine Completed: 279,140 22.16% of population



Source: <https://coronavirus.ohio.gov/wps/portal/gov/covid-19/dashboards/covid-19-vaccine/covid-19-vaccination-dashboard>

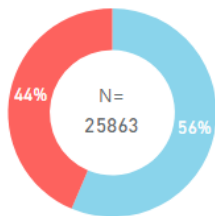
Cuyahoga County Board of Health COVID-19 Vaccination Totals and Demographics

Data reflect individuals receiving at least one dose of COVID-19 vaccine from the Cuyahoga County Board of Health.

Vaccine Started: 27,720 Vaccine Completed: 14,697

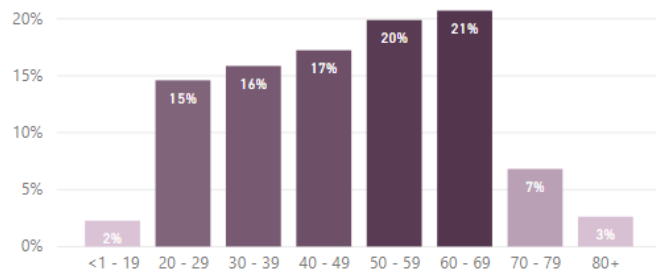
Sex

Female Male

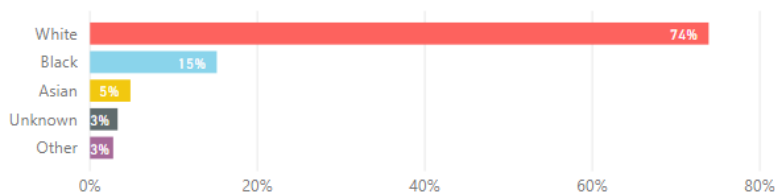


Age Group

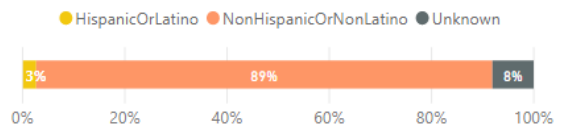
N= 27720



Race



Ethnicity



Report Date: April 15, 2021. Notes: Data are through April 10, 2021 unless otherwise noted. Analyses were conducted by R. Stacklin, S. Szabo, T. Khaled, S. Zelenskiy, A. Dannemiller, & S. Smith. All data are preliminary and subject to change as additional information is reported.

CUYAHOGA COUNTY
BOARD OF HEALTH
YOUR TRUSTED SOURCE FOR PUBLIC HEALTH INFORMATION

5550 Venture Drive Parma, Ohio 44130
216-201-2000 www.ccbh.net