

Cuyahoga County COVID-19 Report – MMWR Week 11

Cuyahoga County Board of Health Jurisdiction Data

Case Overview			Weekly Trends	
Total Cases ^{***}	71170	100.0%	New Cases Reported ^{**}	
Total Hospitalizations	4048	5.7%	▼	Less than previous week
Total ICU Admissions	787	1.1%	New Deaths Reported ^{**}	
Total Deaths ^{****}	1469	2.1%	▼	Less than previous week
Total Presumed Recovered*	67905	95.4%		

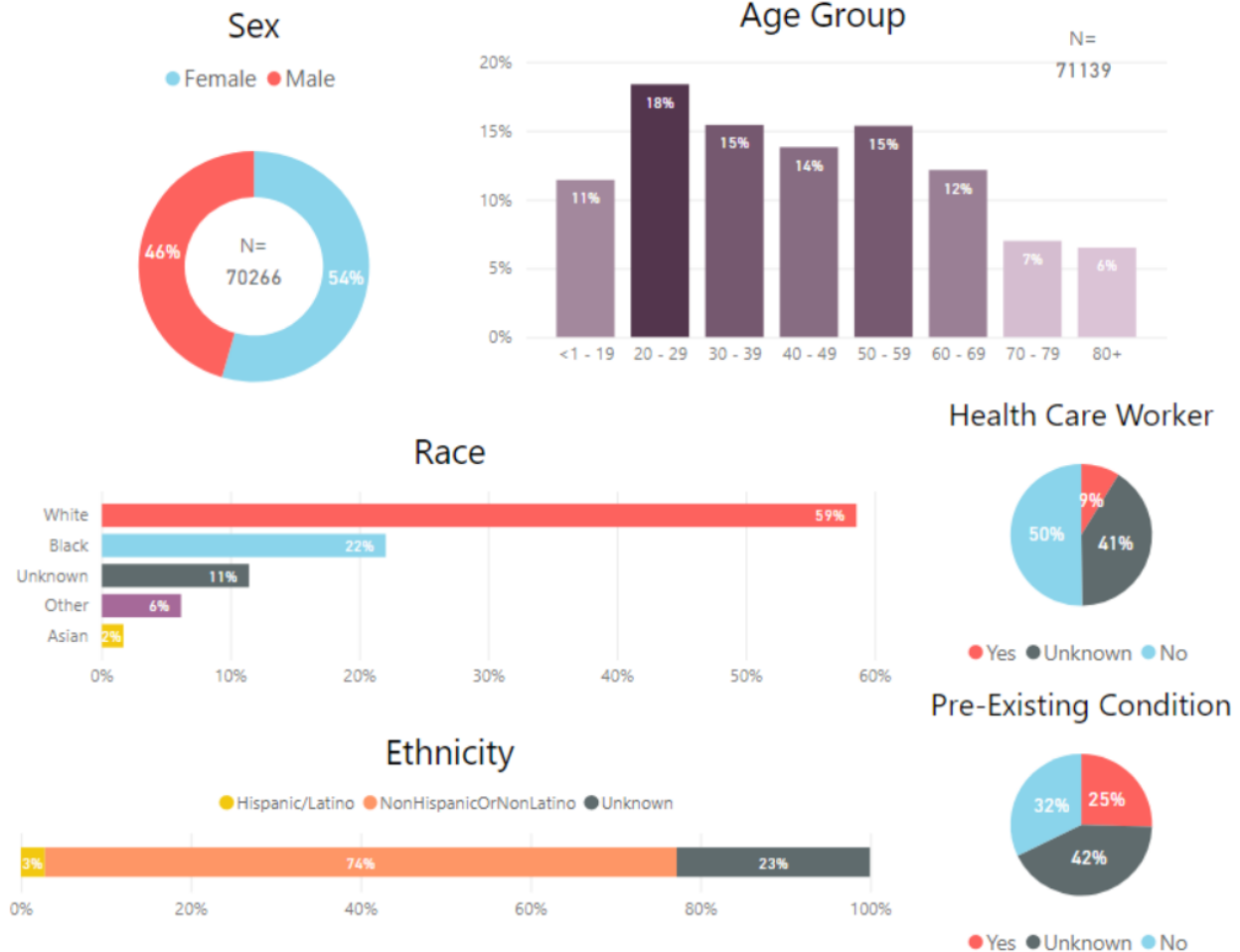
*Measure changed to ODH definition 8/2020

**Reporting period changed to MMWR weeks 11/2020

***Numbers include lab-confirmed & probable cases

****Numbers represent CCBH jurisdiction based on ODH Vital Statistics

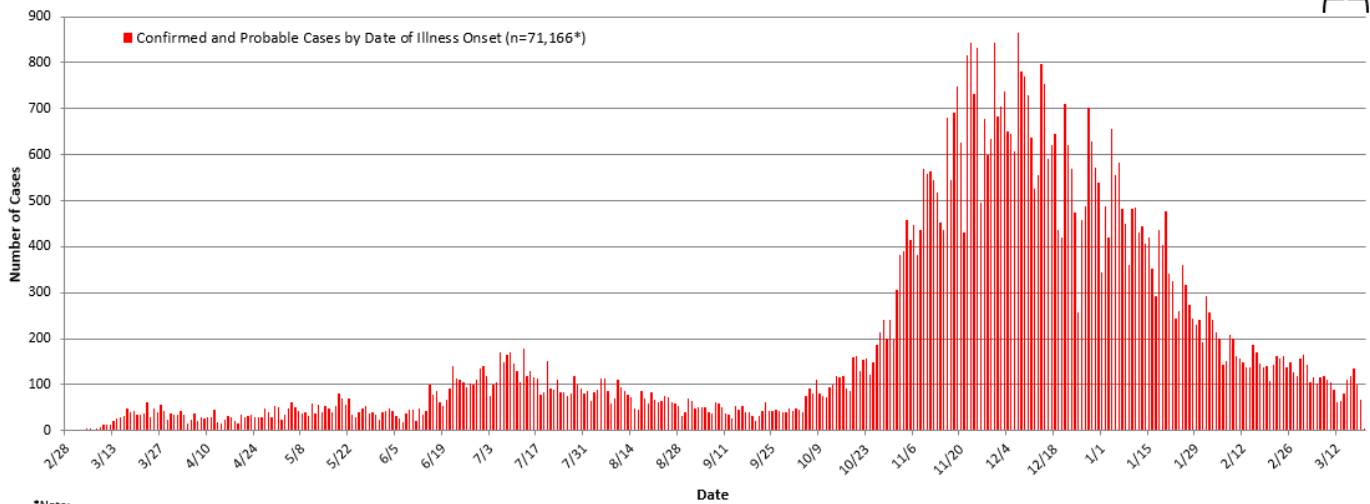
Case Demographics



Epi Curve

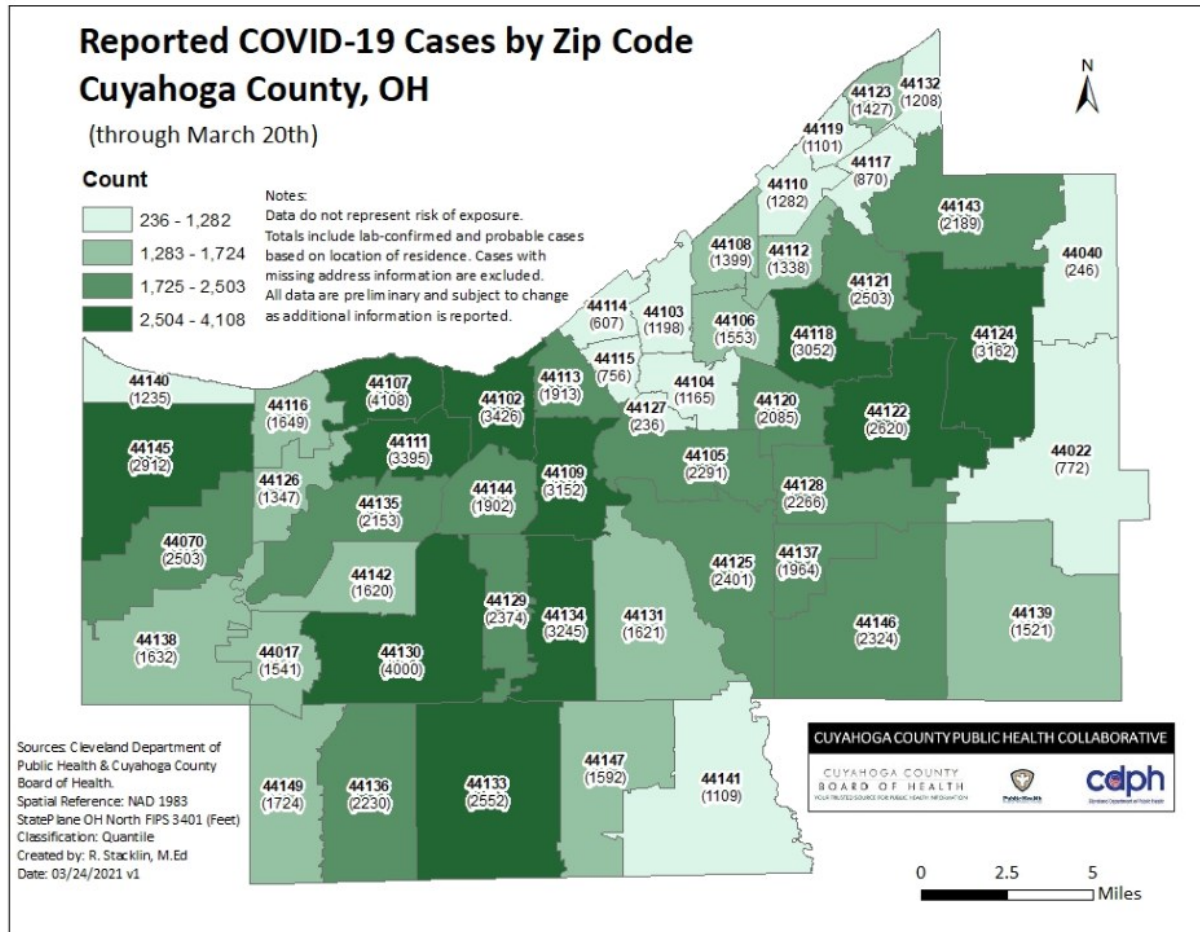
Cuyahoga County Board of Health Jurisdiction COVID-19 Cases (n=71,170)
by Illness Onset Date as of March 20, 2021

Illnesses that began during this time may not yet be reported



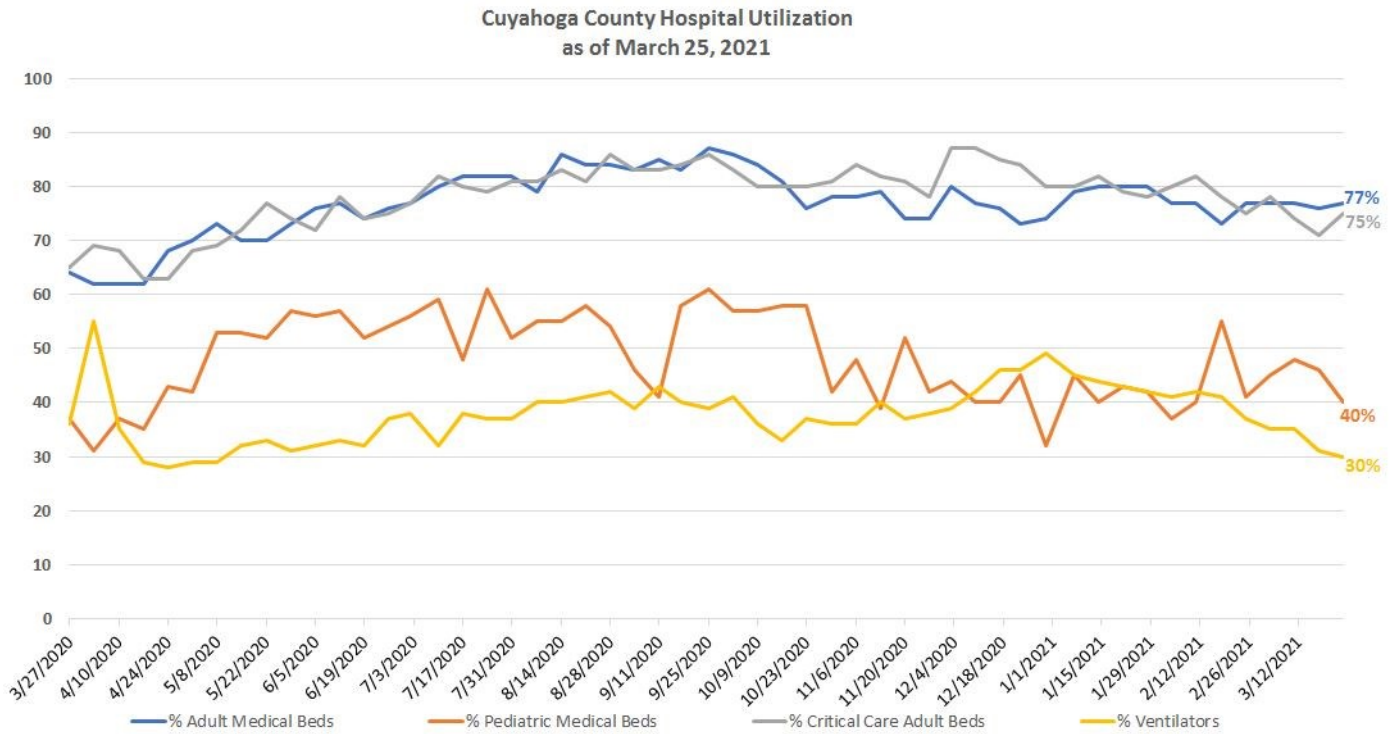
*Note:
Confirmed cases (n=62,332) have lab evidence of COVID-19; missing data n=4. Probable cases (n=8,834) have clinical disease and an epidemiologic link to a confirmed COVID-19 case. All data are preliminary. Trend data are based on illness onset date. If onset date is unknown, the earliest known date associated with a case is used.

Map of COVID-19 cases in Cuyahoga County (including City of Cleveland) by ZIP Code



Cuyahoga County Data

Hospital Utilization



Hospital Testing

PCR Testing for SARS-CoV-2 via Cuyahoga County hospital facilities

MMWR Week	Total Tests	% Positive
2/21-2/27	21,160	5.0%
2/28-3/6	20,126	4.8%
3/7-3/13	20,868	4.3%
3/14-3/20	19,753	4.4%

Nursing Home Testing

COVID-19 RT-PCR Testing in Cuyahoga County nursing homes via Centers for Medicare & Medicaid Services

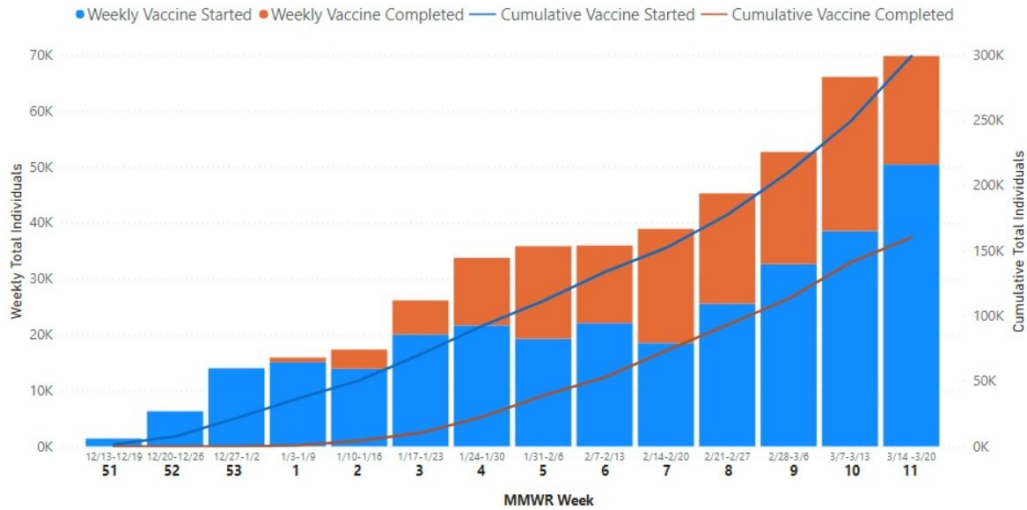
Reporting Period	Total Tests	% Positive
3/3-3/16	9,686	7.8%

Vaccination

A person is counted in the “Vaccine Started” category on the day they receive their first valid dose of COVID-19 vaccine. A person is counted in the “Vaccine Completed” category on the day that they get their final recommended dose of COVID-19 vaccine. For single-dose vaccines, individuals are counted in both “Vaccine Started” and “Vaccine Completed” categories.

Cuyahoga County COVID-19 Vaccination Status

Vaccine Started: 298,988 23.74% of population Vaccine Completed: 160,104 12.71% of population



Source: <https://coronavirus.ohio.gov/wps/portal/gov/covid-19/dashboards/covid-19-vaccine/covid-19-vaccination-dashboard>

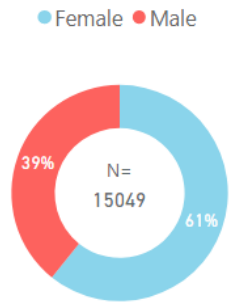
Cuyahoga County Board of Health COVID-19 Vaccination Totals and Demographics

Data reflect individuals receiving at least one dose of COVID-19 vaccine from the Cuyahoga County Board of Health.

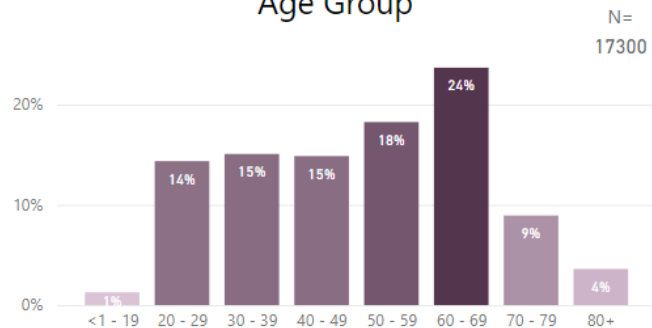
Vaccine Started: 17,300

Vaccine Completed: 10,342

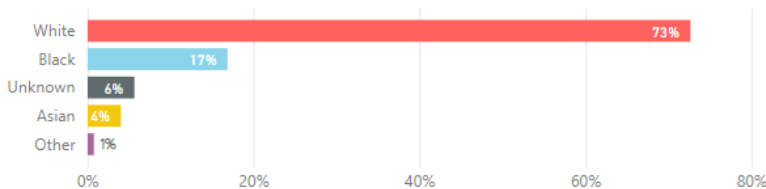
Sex



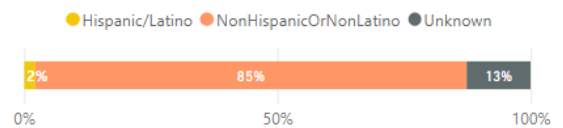
Age Group



Race



Ethnicity



Report Date: March 25, 2021. Notes: Data are through March 20, 2021 unless otherwise noted. Analyses were conducted by R. Stacklin, S. Szabo, T. Khaled, S. Zelenskiy, A. Dannemiller, & S. Smith. All data are preliminary and subject to change as additional information is reported.

CUYAHOGA COUNTY
BOARD OF HEALTH
YOUR TRUSTED SOURCE FOR PUBLIC HEALTH INFORMATION

5550 Venture Drive Parma, Ohio 44130
216-201-2000 www.ccbh.net