

# Cuyahoga County COVID-19 Report – MMWR Week 10

## Cuyahoga County Board of Health Jurisdiction Data

Case Overview			Weekly Trends	
Total Cases <sup>***</sup>	70242	100.0%	New Cases Reported <sup>**</sup>	
Total Hospitalizations	4023	5.7%	▼	Less than previous week
Total ICU Admissions	780	1.1%	New Deaths Reported <sup>**</sup>	
Total Deaths <sup>****</sup>	1450	2.1%	▲	More than previous week
Total Presumed Recovered*	66672	94.9%		

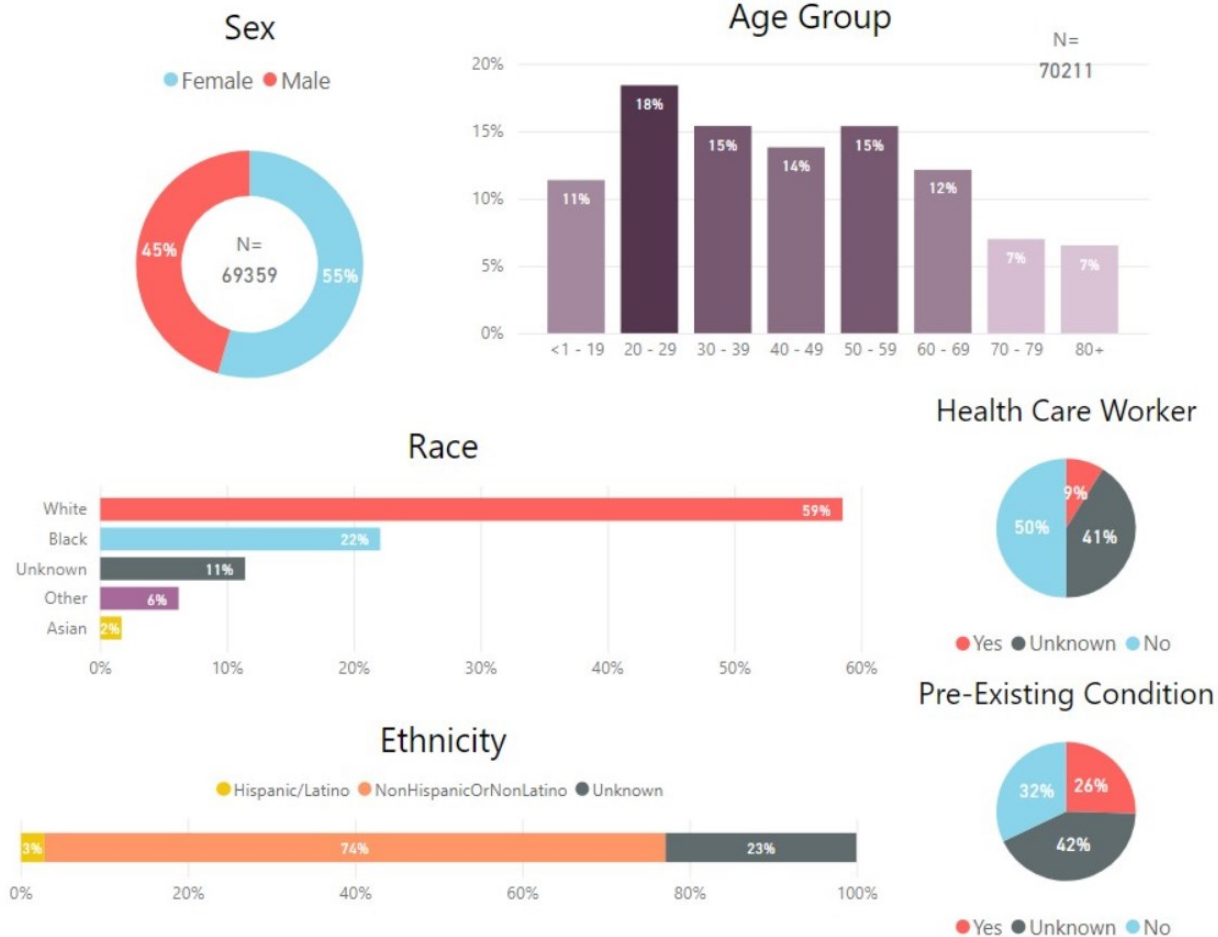
\*Measure changed to ODH definition 8/2020

\*\*Reporting period changed to MMWR weeks 11/2020

\*\*\*Numbers include lab-confirmed & probable cases

\*\*\*\*Numbers represent CCBH jurisdiction based on ODH Vital Statistics

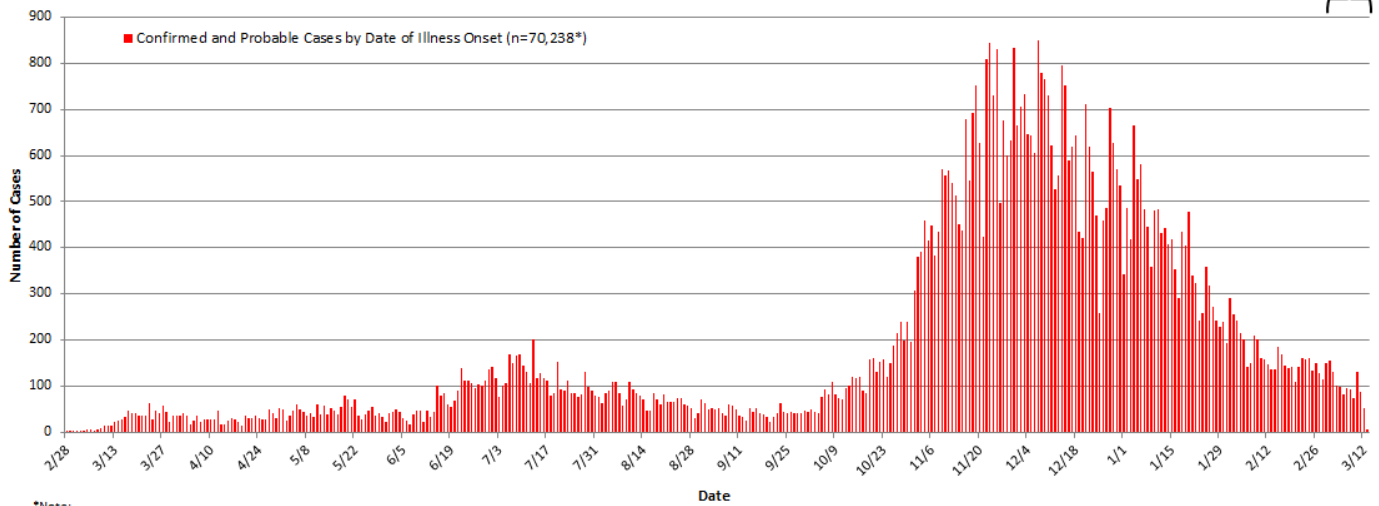
### Case Demographics



# Epi Curve

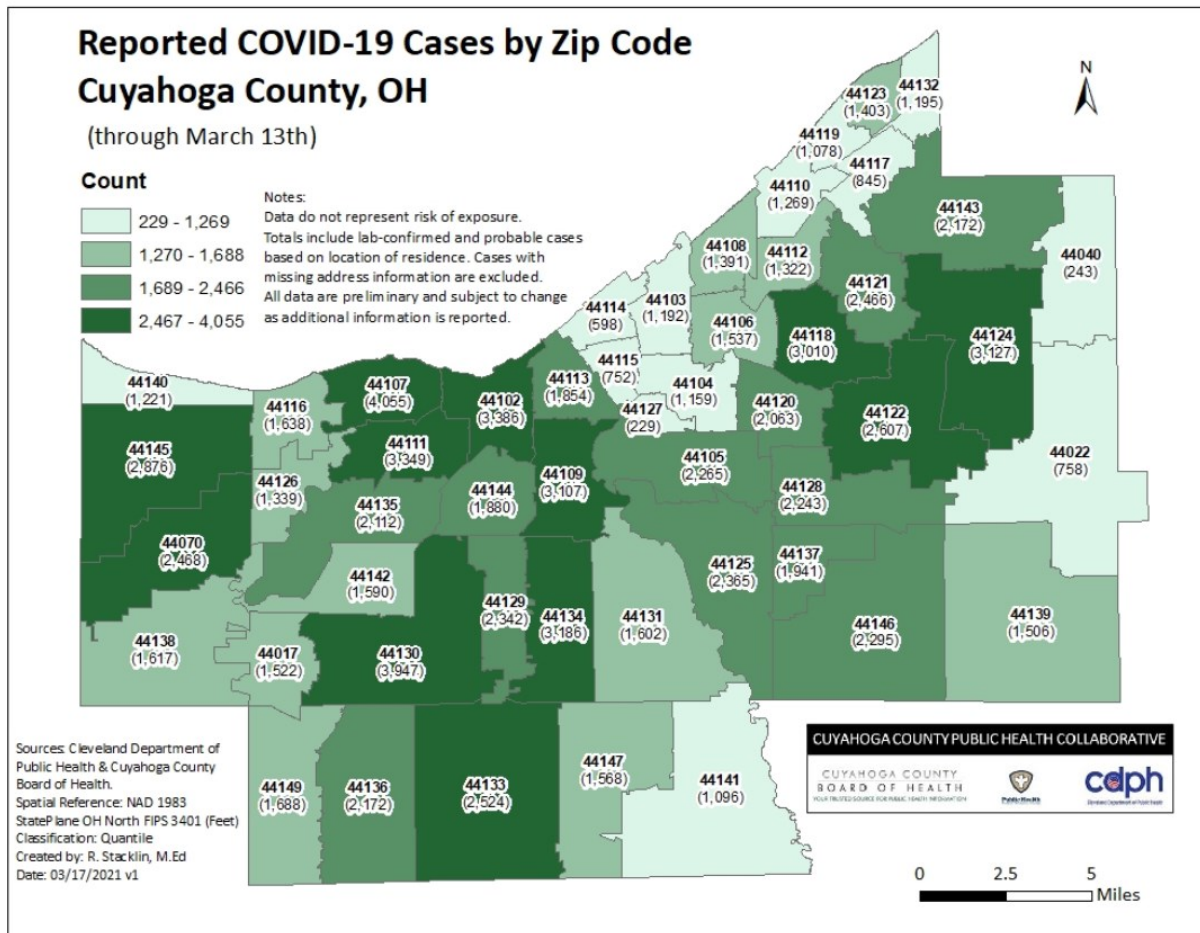
Cuyahoga County Board of Health Jurisdiction COVID-19 Cases (n=70,242)  
by Illness Onset Date as of March 13, 2021

Illnesses that began during this time may not yet be reported



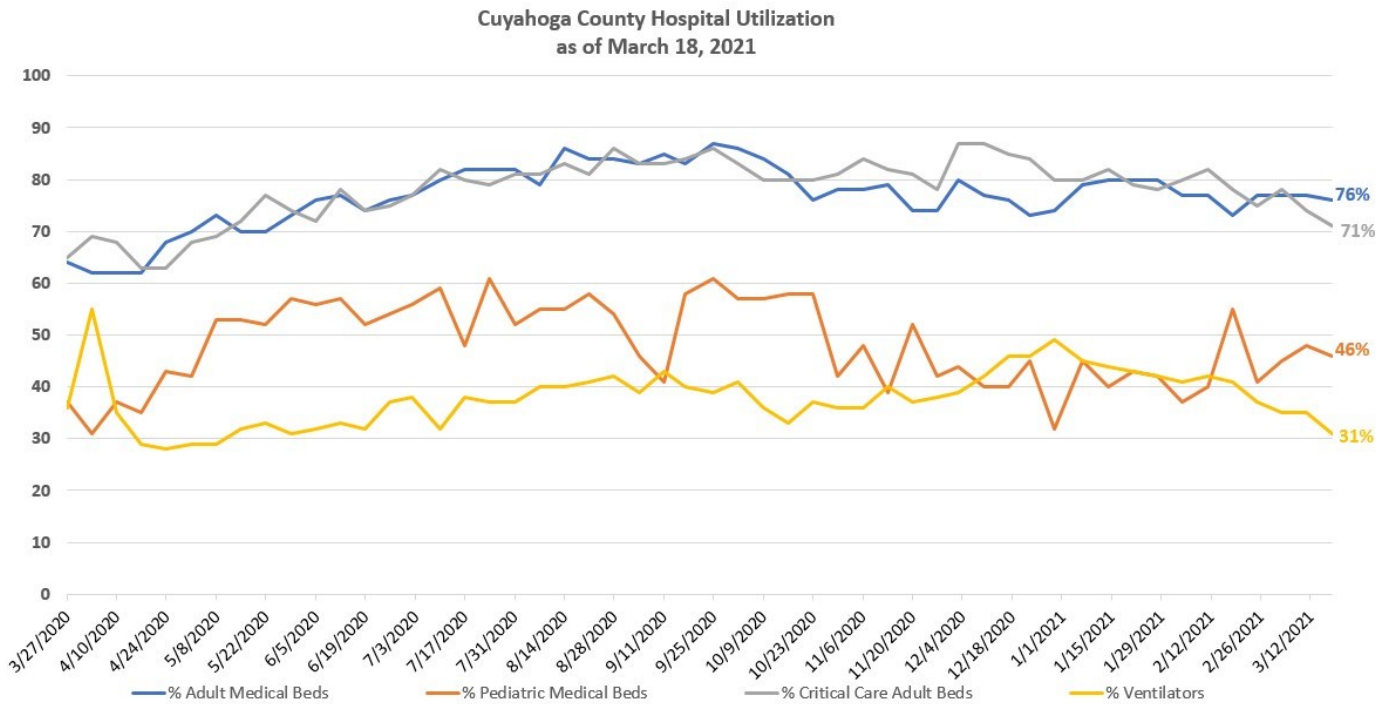
\*Note:  
Confirmed cases (n=51,758) have lab evidence of COVID-19; missing data n=4. Probable cases (n=8,480) have clinical disease and an epidemiologic link to a confirmed COVID-19 case. All data are preliminary. Trend data are based on illness onset date. If onset date is unknown, the earliest known date associated with a case is used.

## Map of COVID-19 cases in Cuyahoga County (including City of Cleveland) by ZIP Code



# Cuyahoga County Data

## Hospital Utilization



## Hospital Testing

### PCR Testing for SARS-CoV-2 via Cuyahoga County hospital facilities

MMWR Week	Total Tests	% Positive
2/14-2/20	20,914	6.1%
2/21-2/27	21,160	5.0%
2/28-3/6	20,126	4.8%
3/7-3/13	20,868	4.3%

## Nursing Home Testing

### COVID-19 RT-PCR Testing in Cuyahoga County nursing homes via Centers for Medicare & Medicaid Services

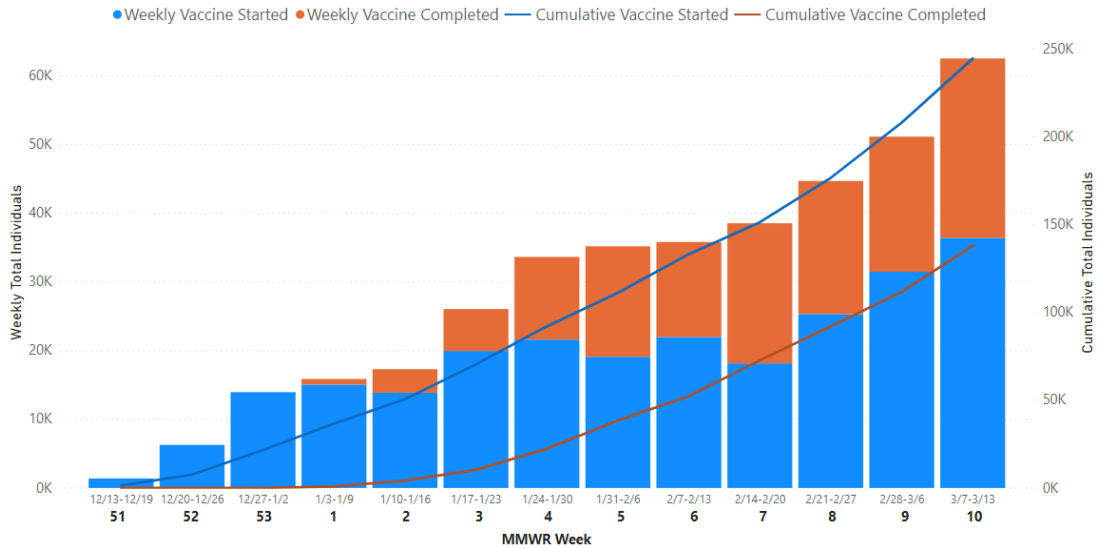
Reporting Period	Total Tests	% Positive
2/24-3/9	9,646	8.3%

# Vaccination

A person is counted in the "Vaccine Started" category on the day they receive their first valid dose of COVID-19 vaccine. A person is counted in the "Vaccine Completed" category on the day that they get their final recommended dose of COVID-19 vaccine. For single-dose vaccines, individuals are counted in both "Vaccine Started" and "Vaccine Completed" categories.

## Cuyahoga County COVID-19 Vaccination Status

Vaccine Started: 244,461 19.41% of population Vaccine Completed: 137,854 10.95% of population



Source: <https://coronavirus.ohio.gov/wps/portal/gov/covid-19/dashboards/covid-19-vaccine/covid-19-vaccination-dashboard>

## Cuyahoga County Board of Health COVID-19 Vaccination Totals and Demographics

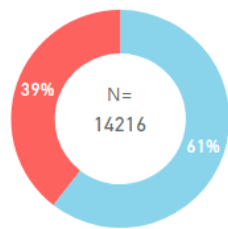
Data reflect individuals receiving at least one dose of COVID-19 vaccine from the Cuyahoga County Board of Health.

Vaccine Started: 16,549

Vaccine Completed: 9,616

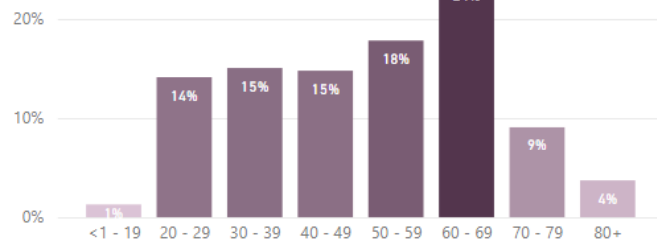
### Sex

Female (Blue), Male (Red)

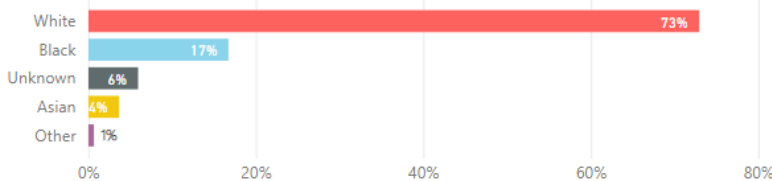


### Age Group

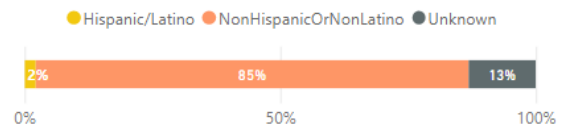
N=16,548



### Race



### Ethnicity



Report Date: March 18, 2021. Notes: Data are through March 13, 2021 unless otherwise noted. Analyses were conducted by R. Stacklin, S. Szabo, T. Khaled, S. Zelenskiy, A. Dannemiller, & S. Smith. All data are preliminary and subject to change as additional information is reported.

CUYAHOGA COUNTY  
BOARD OF HEALTH  
YOUR TRUSTED SOURCE FOR PUBLIC HEALTH INFORMATION

5550 Venture Drive Parma, Ohio 44130  
216-201-2000 www.ccbh.net