

# Cuyahoga County COVID-19 Report — MMWR Week 7

## Cuyahoga County Board of Health Jurisdiction Data

Case Overview			Weekly Trends	
Total Cases***	66777	100.0%	New Cases Reported**	
Total Hospitalizations	3882	5.8%	▼	Less than previous week
Total ICU Admissions	761	1.1%	New Deaths Reported**	
Total Deaths****	1385	2.1%	▼	Less than previous week
Total Presumed Recovered*	63321	94.8%		

\*Measure changed to ODH definition 8/2020

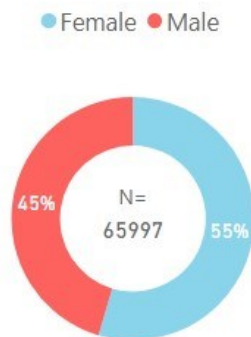
\*\*Reporting period changed to MMWR weeks 11/2020

\*\*\*Numbers include lab-confirmed & probable cases

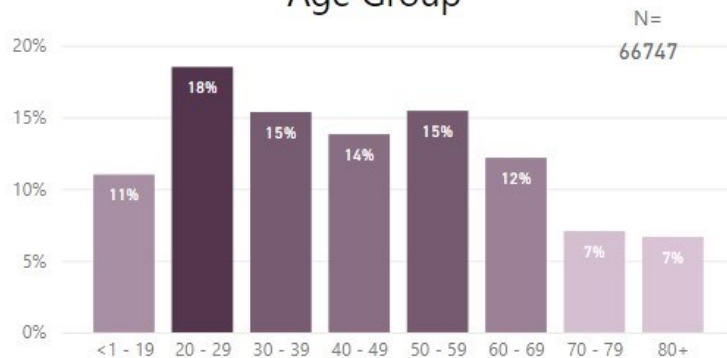
\*\*\*\*Numbers represent CCBH jurisdiction based on ODH Vital Statistics

### Case Demographics

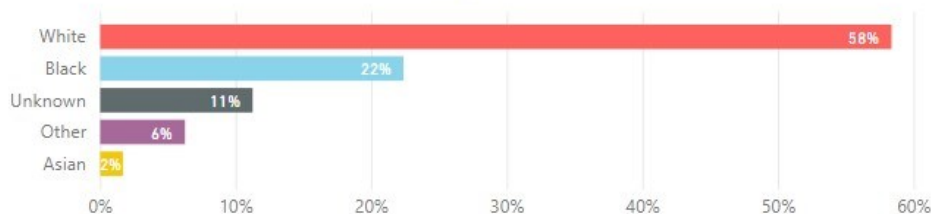
#### Sex



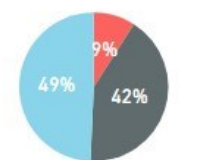
#### Age Group



#### Race



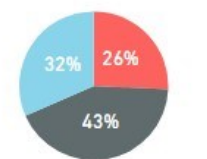
#### Health Care Worker



#### Ethnicity



#### Pre-Existing Condition

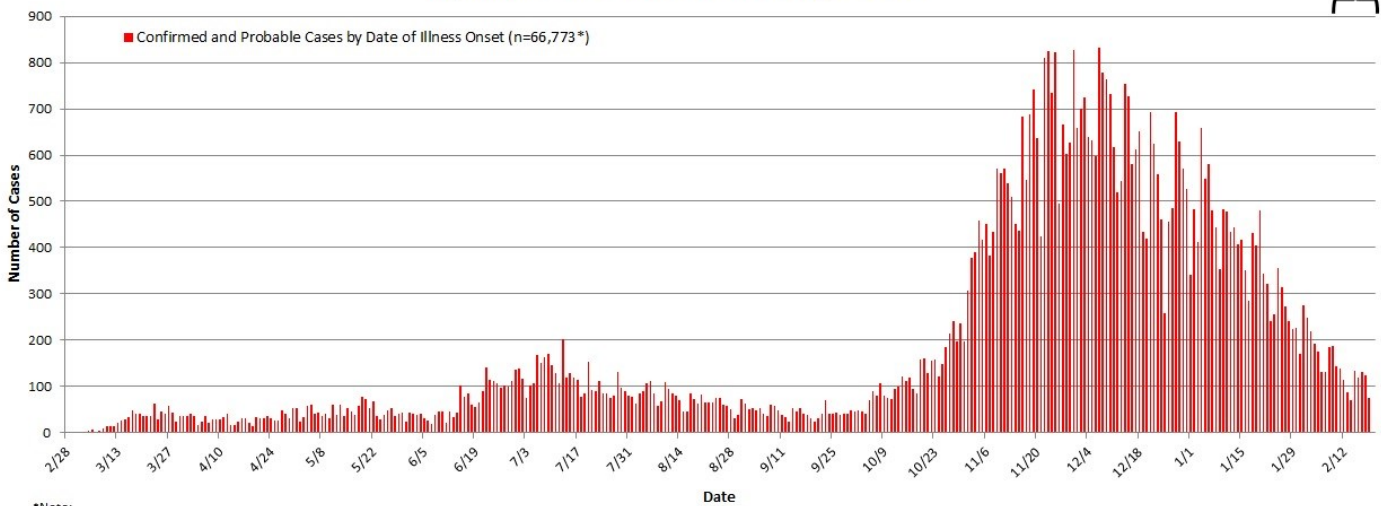


● Yes ● Unknown ● No

# Epi Curve

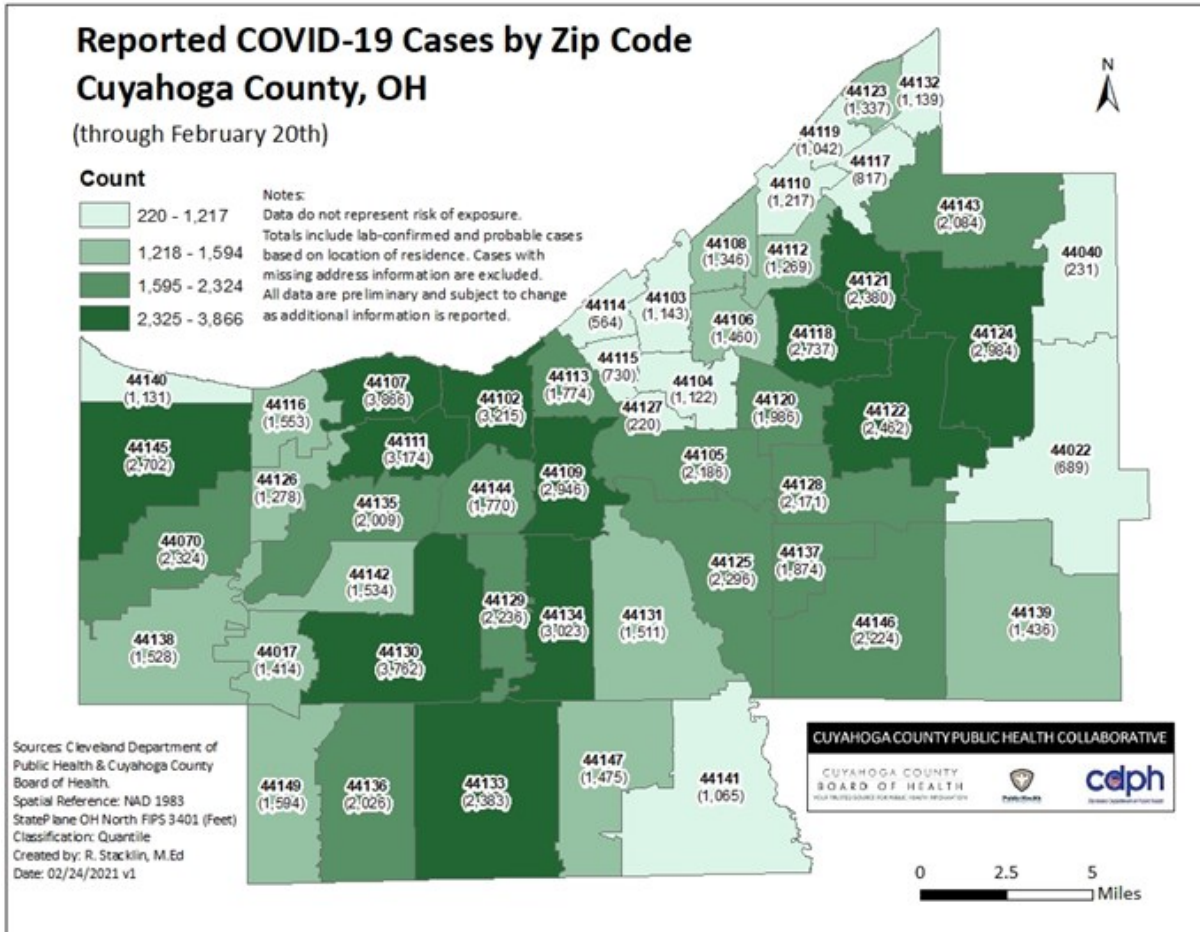
Cuyahoga County Board of Health Jurisdiction COVID-19 Cases (n=66,777)  
by Illness Onset Date as of February 20, 2021

Illnesses that began during this time may not yet be reported



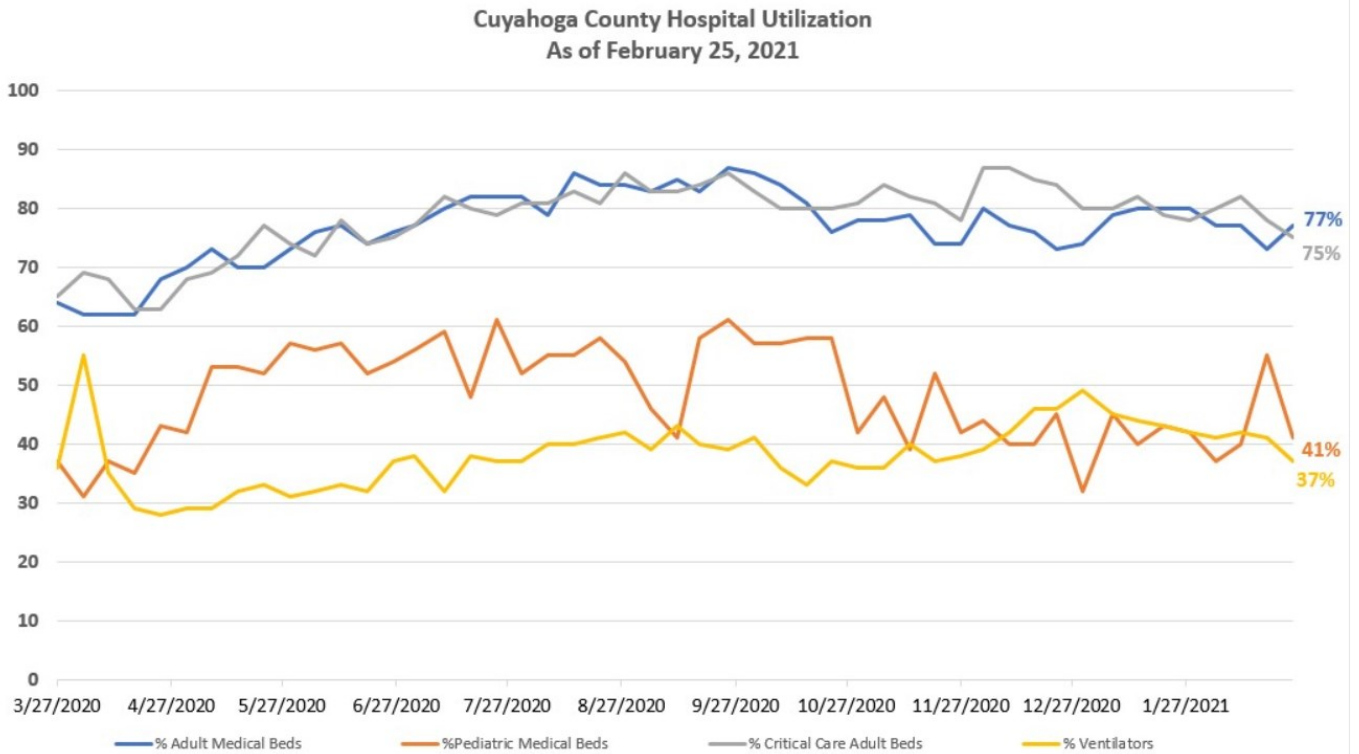
\*Note:  
Confirmed cases (n=59,519) have lab evidence of COVID-19; missing data n=4. Probable cases (n=7,254) have clinical disease and an epidemiologic link to a confirmed COVID-19 case. All data are preliminary. Trend data are based on illness onset date. If onset date is unknown, the earliest known date associated with a case is used.

## Map of COVID-19 cases in Cuyahoga County (including City of Cleveland) by ZIP Code



# Cuyahoga County Data

## Hospital Utilization



## Hospital Testing

### PCR Testing for SARS-CoV-2 via Cuyahoga County hospital facilities

MMWR Week	Total Tests	% Positive
1/24-1/30	24,944	11.4%
1/31-2/6	23,944	9.3%
2/7-2/13	22,517	7.1%
2/14-2/20	20,914	6.1%

## Nursing Home Testing

### COVID-19 RT-PCR Testing in Cuyahoga County nursing homes via Centers for Medicare & Medicaid Services

Reporting Period	Total Tests	% Positive
2/4-2/17	10,919	10.2%

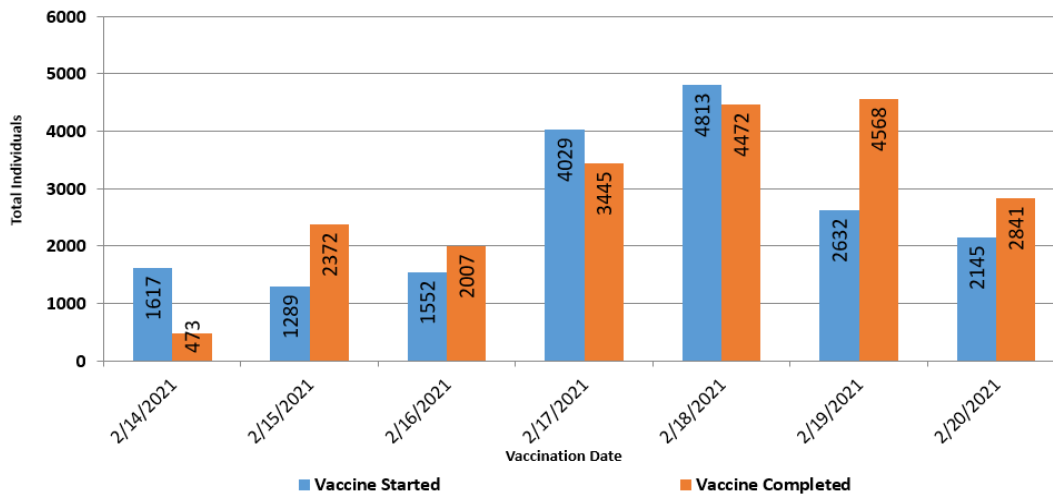
# Vaccination

## Cuyahoga County COVID-19 Vaccination Status as of February 20, 2021

Vaccine Started	150,023 Total Individuals	11.91% of Population
Vaccine Completed	71,702 Total Individuals	5.69% of Population

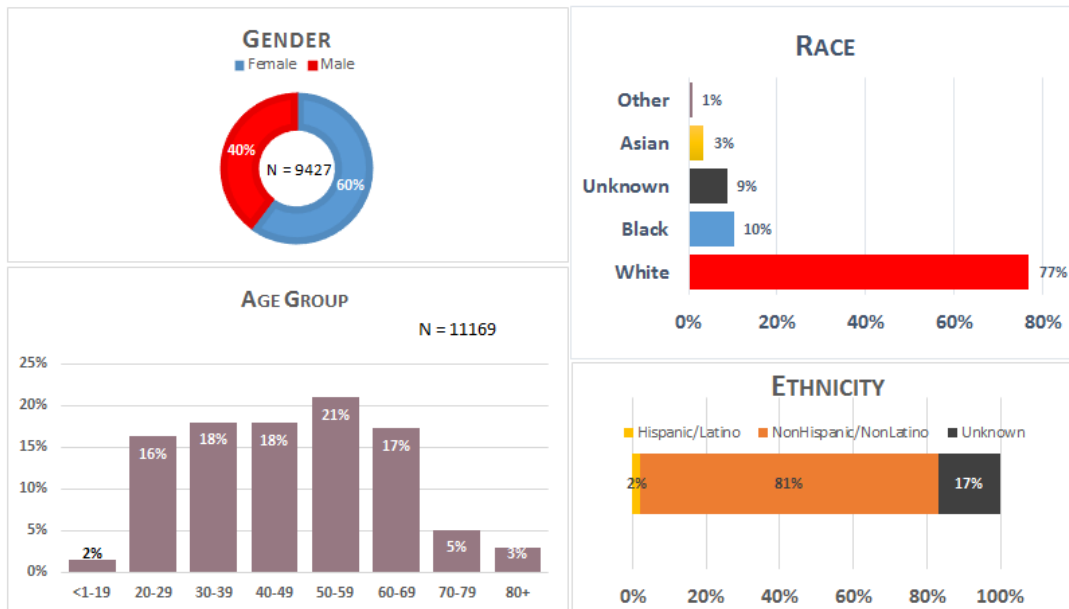
Source: <https://coronavirus.ohio.gov/wps/portal/gov/covid-19/dashboards/covid-19-vaccine/covid-19-vaccination-dashboard>

### Cuyahoga County COVID-19 Vaccination Daily Totals for MMWR 7



A person is counted in the "Vaccine Started" category on the day that they receive their first valid dose of COVID-19 vaccine.  
 A person is counted in the "Vaccine Completed" category on the day that they get their final recommended valid dose of COVID-19 vaccine.

### Cuyahoga County Board of Health COVID-19 Vaccination Totals and Demographics as of February 20, 2021 Vaccine Started: N = 11,170 Vaccine Completed: N = 6,234



Data reflect individuals receiving at least one dose of COVID-19 vaccine from the Cuyahoga County Board of Health. CCBH vaccine administration includes phase 1A and phase 1B groups.

Report Date: February 26, 2021. Notes: Data are through February 20, 2021 unless otherwise noted. Analyses were conducted by R. Stacklin, S. Szabo, T. Khaled, S. Zelenskiy, S. Smith, & J. Rush. All data are preliminary and subject to change as additional information is reported.

CUYAHOGA COUNTY  
 BOARD OF HEALTH  
 YOUR TRUSTED SOURCE FOR PUBLIC HEALTH INFORMATION

5550 Venture Drive Parma, Ohio 44130  
 216-201-2000 www.ccbh.net