

# Cuyahoga County COVID-19 Report — MMWR Week 6

## Cuyahoga County Board of Health Jurisdiction Data

| Case Overview                         |       |        | Weekly Trends                     |
|---------------------------------------|-------|--------|-----------------------------------|
| Total Cases <sup>***</sup>            | 65702 | 100.0% | New Cases Reported <sup>**</sup>  |
| Total Hospitalizations                | 3820  | 5.8%   | ▼ Less than previous week         |
| Total ICU Admissions                  | 755   | 1.1%   | New Deaths Reported <sup>**</sup> |
| Total Deaths <sup>****</sup>          | 1335  | 2.0%   | ▲ More than previous week         |
| Total Presumed Recovered <sup>*</sup> | 61658 | 93.8%  |                                   |

\*Measure changed to ODH definition 8/2020

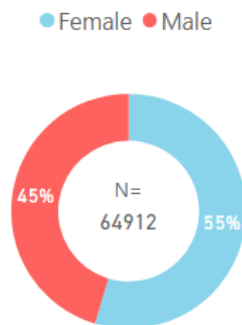
\*\*Reporting period changed to MMWR weeks 11/2020

\*\*\*Numbers include lab-confirmed & probable cases

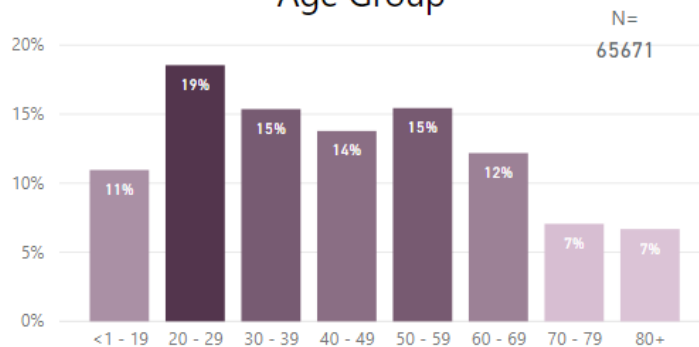
\*\*\*\*Numbers represent CCBH jurisdiction based on ODH Vital Statistics

## Case Demographics

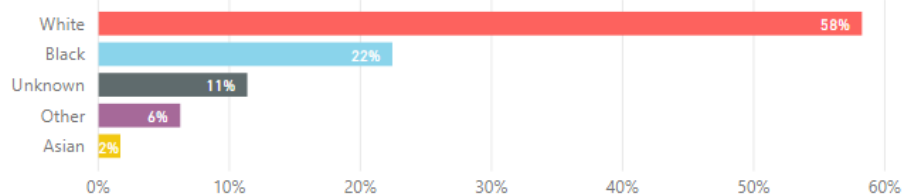
### Sex



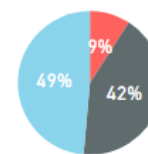
### Age Group



### Race

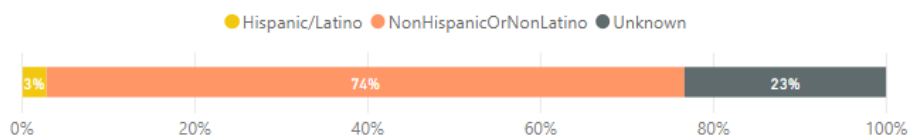


### Health Care Worker

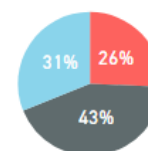


● Yes ● Unknown ● No

### Ethnicity

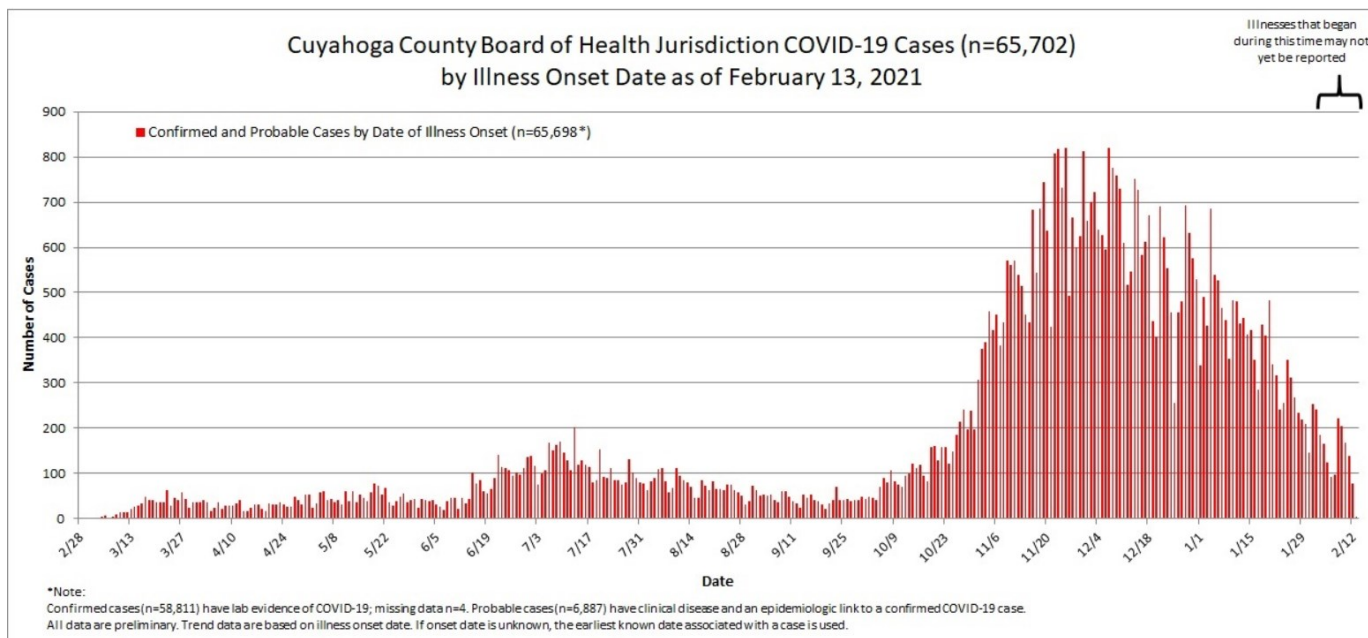


### Pre-Existing Condition

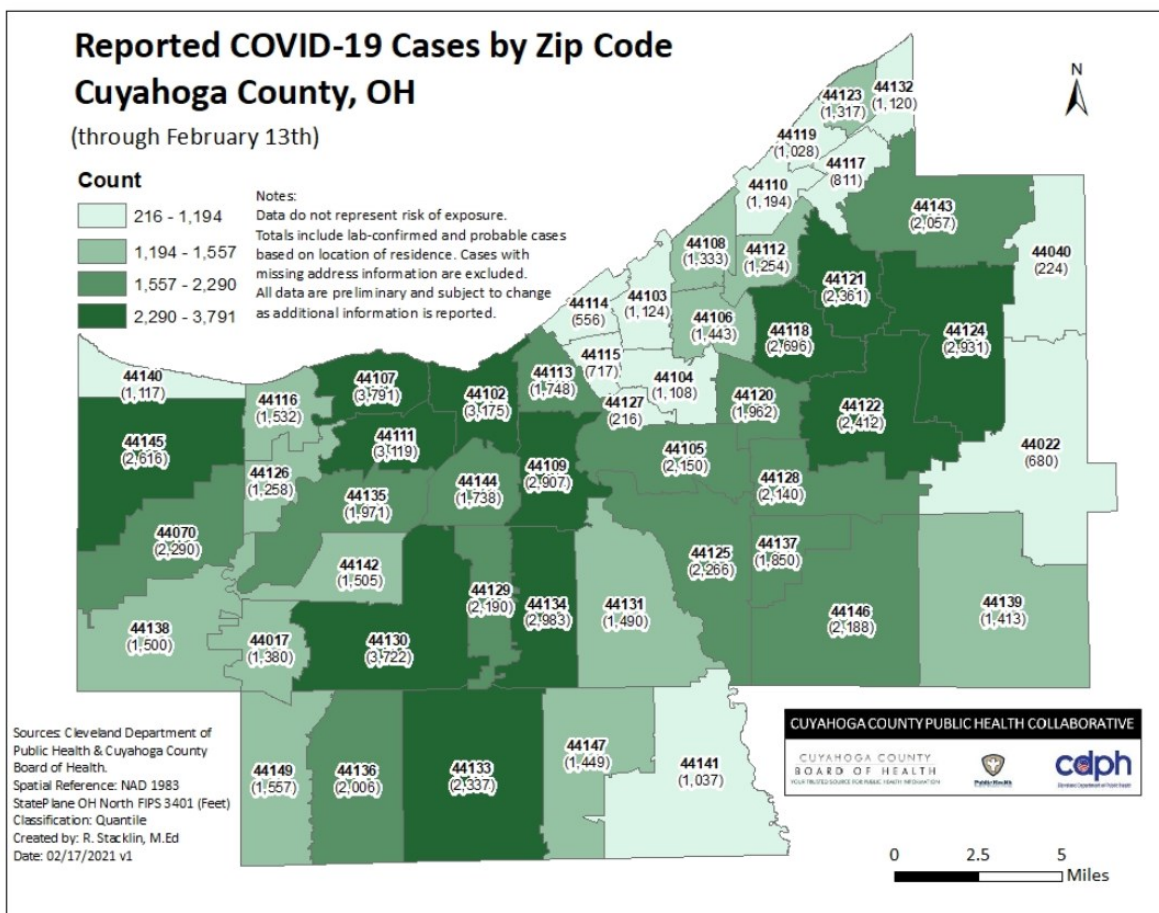


● Yes ● Unknown ● No

## Epi Curve



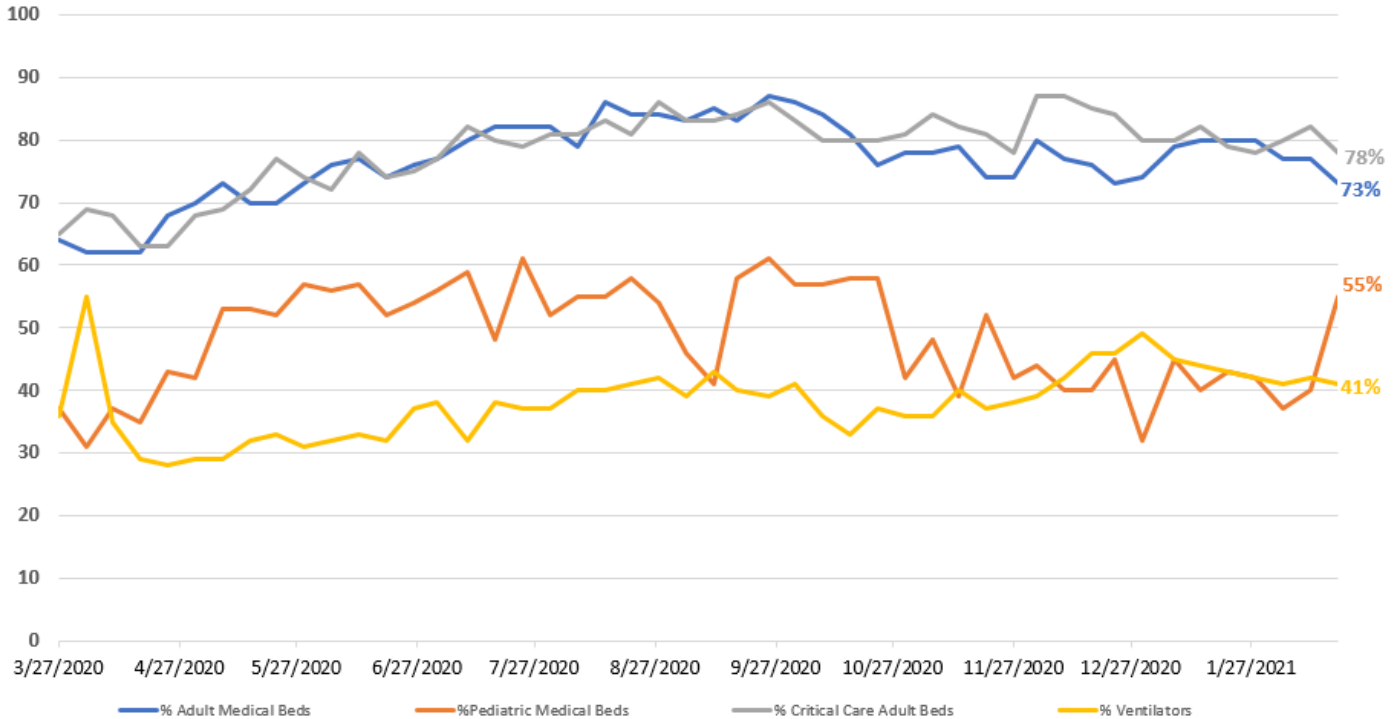
## Map of COVID-19 cases in Cuyahoga County (including City of Cleveland) by ZIP Code



## Cuyahoga County Data

### Hospital Utilization

Cuyahoga County Hospital Utilization  
As of February 18, 2021



### Hospital Testing

#### PCR Testing for SARS-CoV-2 via Cuyahoga County hospital facilities

| MMWR Week | Total Tests | % Positive |
|-----------|-------------|------------|
| 1/17-1/23 | 26,581      | 13.2%      |
| 1/24-1/30 | 24,944      | 11.4%      |
| 1/31-2/6  | 23,944      | 9.3%       |
| 2/7-2/13  | 22,517      | 7.1%       |

### Nursing Home Testing

#### COVID-19 RT-PCR Testing in Cuyahoga County nursing homes via Centers for Medicare & Medicaid Services

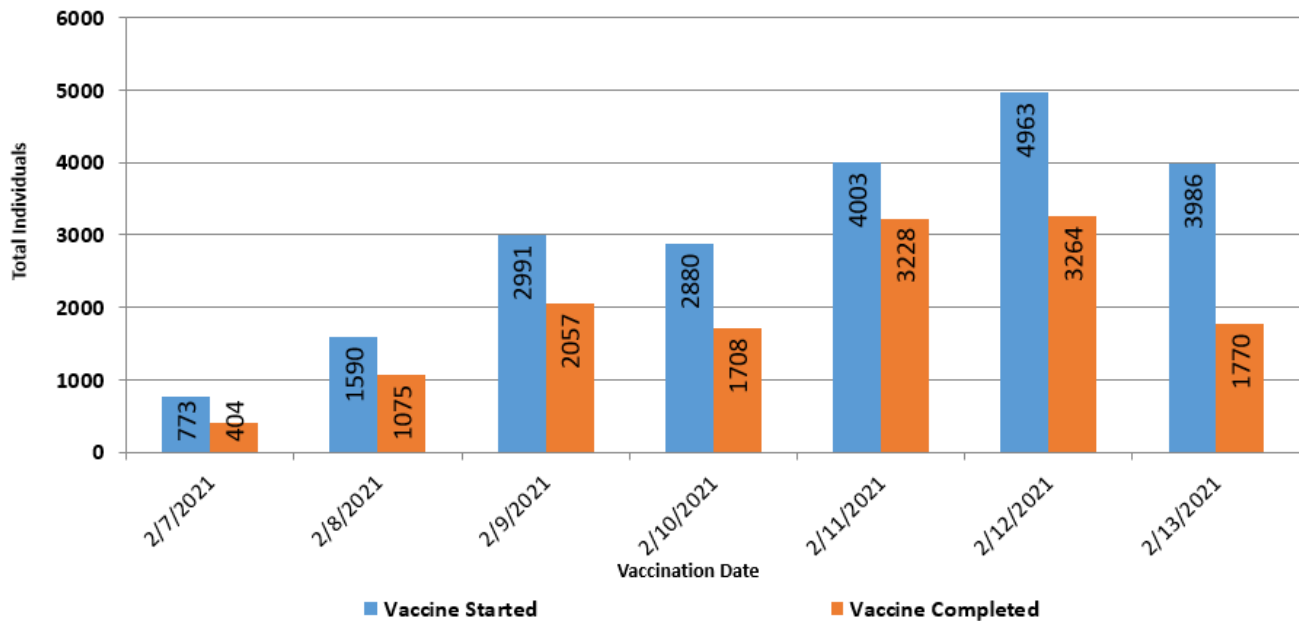
| Reporting Period | Total Tests | % Positive |
|------------------|-------------|------------|
| 1/28-2/10        | 12,009      | 13.0%      |

## Vaccination

### Cuyahoga County COVID-19 Vaccination Status as of February 13, 2021

|                   | Total Individuals | % of Population |
|-------------------|-------------------|-----------------|
| Vaccine Started   | 130,925           | 10.40%          |
| Vaccine Completed | 51,212            | 4.07%           |

### Cuyahoga County COVID-19 Vaccination Daily Totals for MMWR 6



A person is counted in the "Vaccine Started" category on the day that they receive their first valid dose of COVID-19 vaccine.  
A person is counted in the "Vaccine Completed" category on the day that they get their final recommended valid dose of COVID-19 vaccine.  
Source: <https://coronavirus.ohio.gov/wps/portal/gov/covid-19/dashboards/covid-19-vaccine/covid-19-vaccination-dashboard>

Report Date: February 18, 2021

Notes: Data are through February 13, 2021 unless otherwise noted.

Analyses were conducted by R. Stacklin, S. Szabo, T. Khaled, S. Zelenskiy, S. Smith, & J. Rush. All data are preliminary and subject to change as additional information is reported.

CUYAHOGA COUNTY  
BOARD OF HEALTH  
YOUR TRUSTED SOURCE FOR PUBLIC HEALTH INFORMATION

5550 Venture Drive Parma, Ohio 44130  
216-201-2000 [www.ccbh.net](http://www.ccbh.net)