

# Cuyahoga County COVID-19 Report — MMWR Week 5

## Cuyahoga County Board of Health Jurisdiction Data

Case Overview			Weekly Trends
Total Cases***	64358	100.0%	New Cases Reported** ▼ Less than previous week
Total Hospitalizations	3733	5.8%	
Total ICU Admissions	743	1.2%	
Total Deaths****	1276	2.0%	New Deaths Reported** ▲ More than previous week
Total Presumed Recovered*	59678	92.7%	

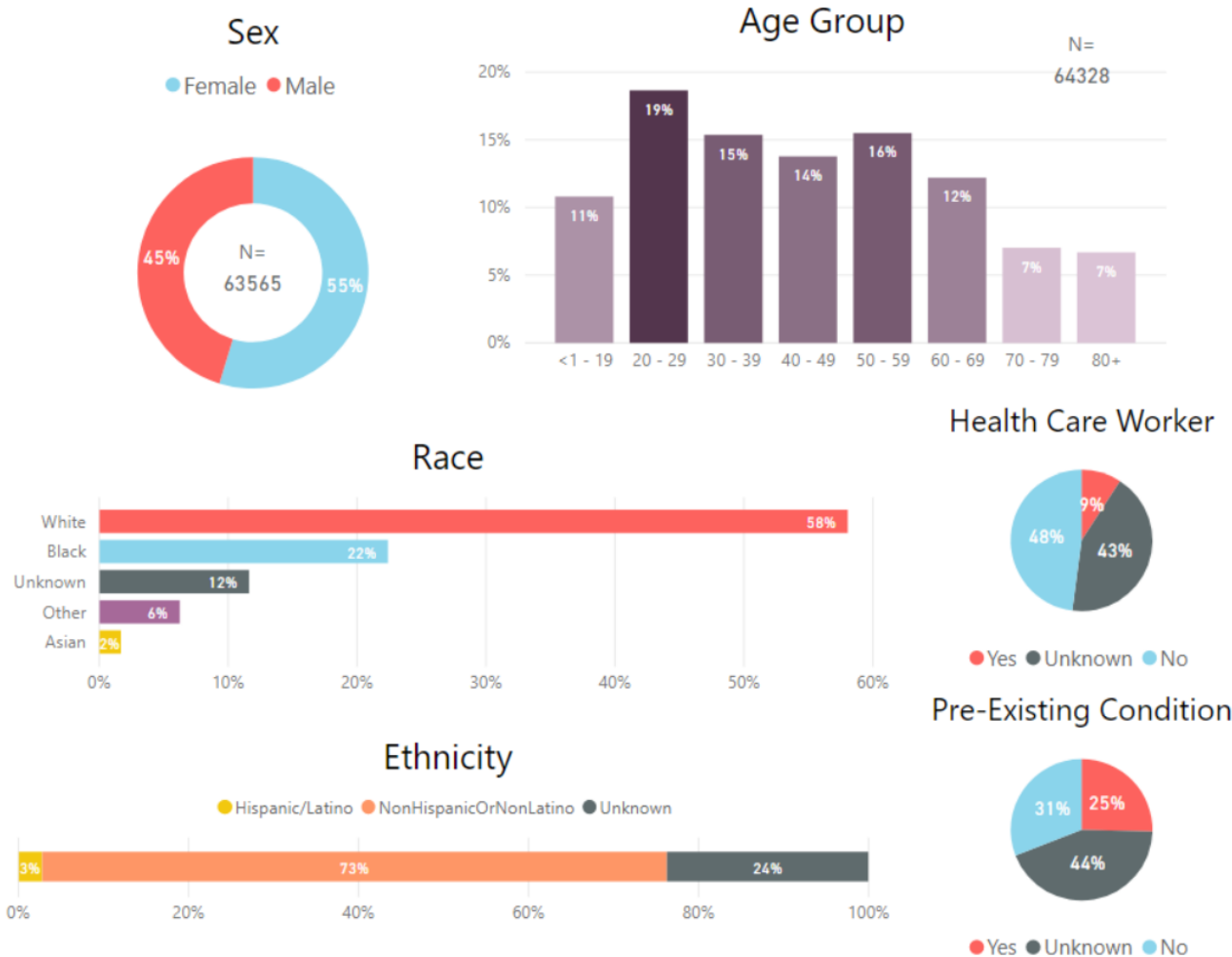
\*Measure changed to ODH definition 8/2020

\*\*Reporting period changed to MMWR weeks 11/2020

\*\*\*Numbers include lab-confirmed & probable cases

\*\*\*\*Numbers represent CCBH jurisdiction based on ODH Vital Statistics

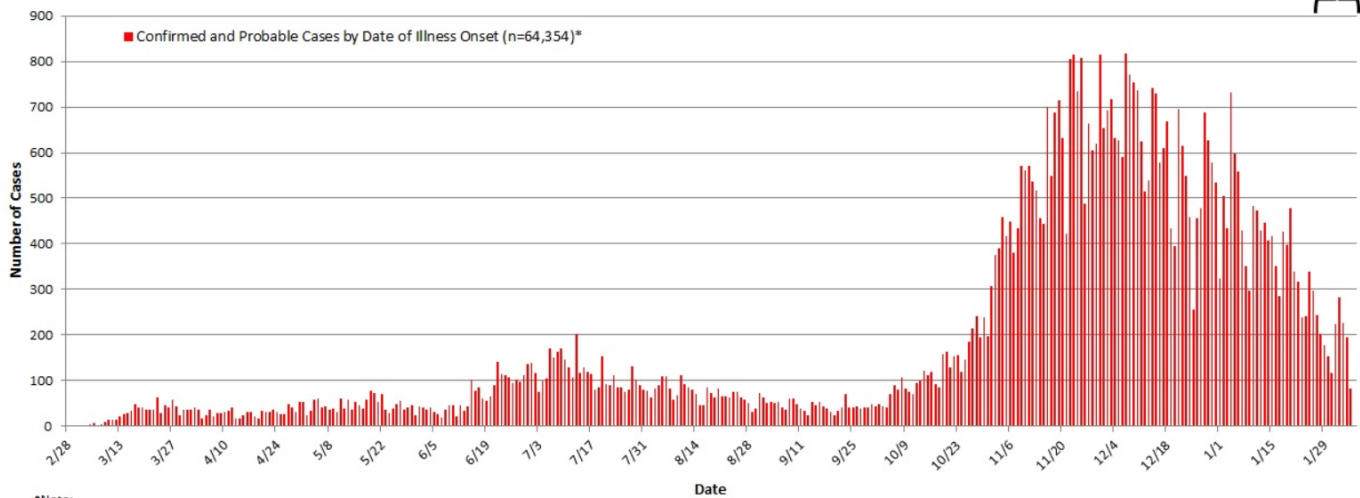
## Case Demographics



# Epi Curve

Cuyahoga County Board of Health Jurisdiction COVID-19 Cases (n=64,358)  
by Illness Onset Date as of February 6, 2021

Illnesses that began during this time may not yet be reported



\*Note:  
Confirmed cases (n=57,952) have lab evidence of COVID-19; missing data n=4. Probable cases (n=6,402) have clinical disease and an epidemiologic link to a confirmed COVID-19 case. All data are preliminary. Trend data are based on illness onset date. If onset date is unknown, the earliest known date associated with a case is used.


## Map of COVID-19 cases in Cuyahoga County (including City of Cleveland) by ZIP Code

### Reported COVID-19 Cases by Zip Code

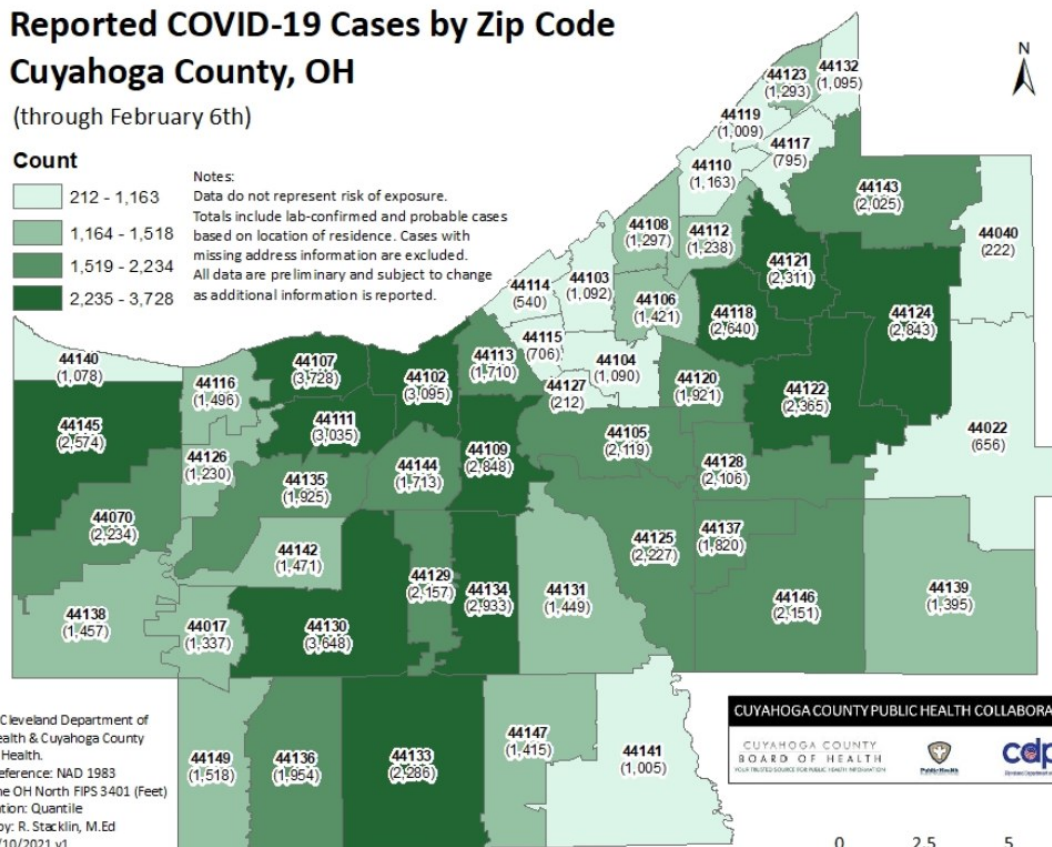
#### Cuyahoga County, OH

(through February 6th)

#### Count



Notes:  
Data do not represent risk of exposure.  
Totals include lab-confirmed and probable cases based on location of residence. Cases with missing address information are excluded.  
All data are preliminary and subject to change as additional information is reported.



Sources: Cleveland Department of Public Health & Cuyahoga County Board of Health.  
Spatial Reference: NAD 1983 StatePlane OH North FIPS 3401 (Feet)  
Classification: Quantile  
Created by: R. Stacklin, M.Ed  
Date: 02/10/2021 v1

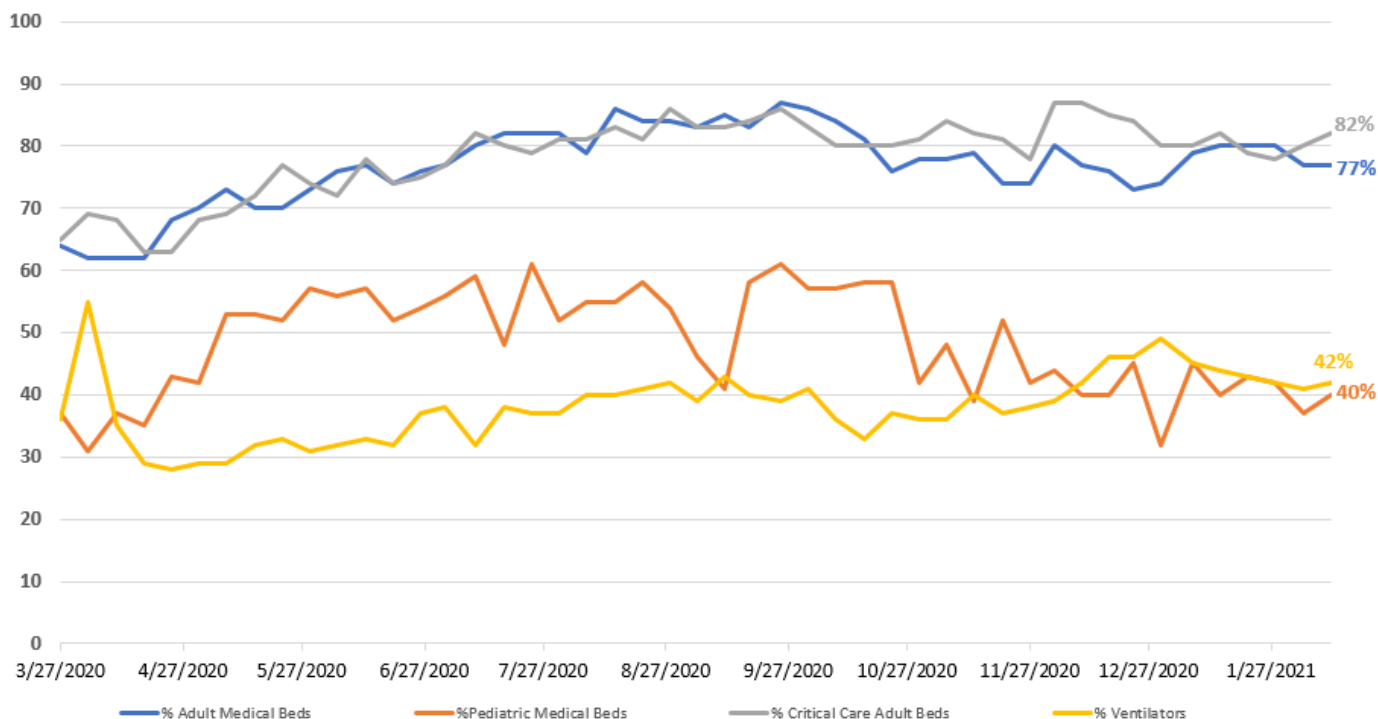
CUYAHOGA COUNTY PUBLIC HEALTH COLLABORATIVE  
CUYAHOGA COUNTY BOARD OF HEALTH  
YOUR TRUSTED SOURCE FOR PUBLIC HEALTH INFORMATION

0 2.5 5 Miles

# Cuyahoga County Data

## Hospital Utilization

Cuyahoga County Hospital Utilization  
As of February 11, 2021



## Hospital Testing

### PCR Testing for SARS-CoV-2 via Cuyahoga County hospital facilities

MMWR Week	Total Tests	% Positive
1/10-1/16	28,930	16.0%
1/17-1/23	26,581	13.2%
1/24-1/30	24,944	11.4%
1/31-2/6	23,944	9.3%

## Nursing Home Testing

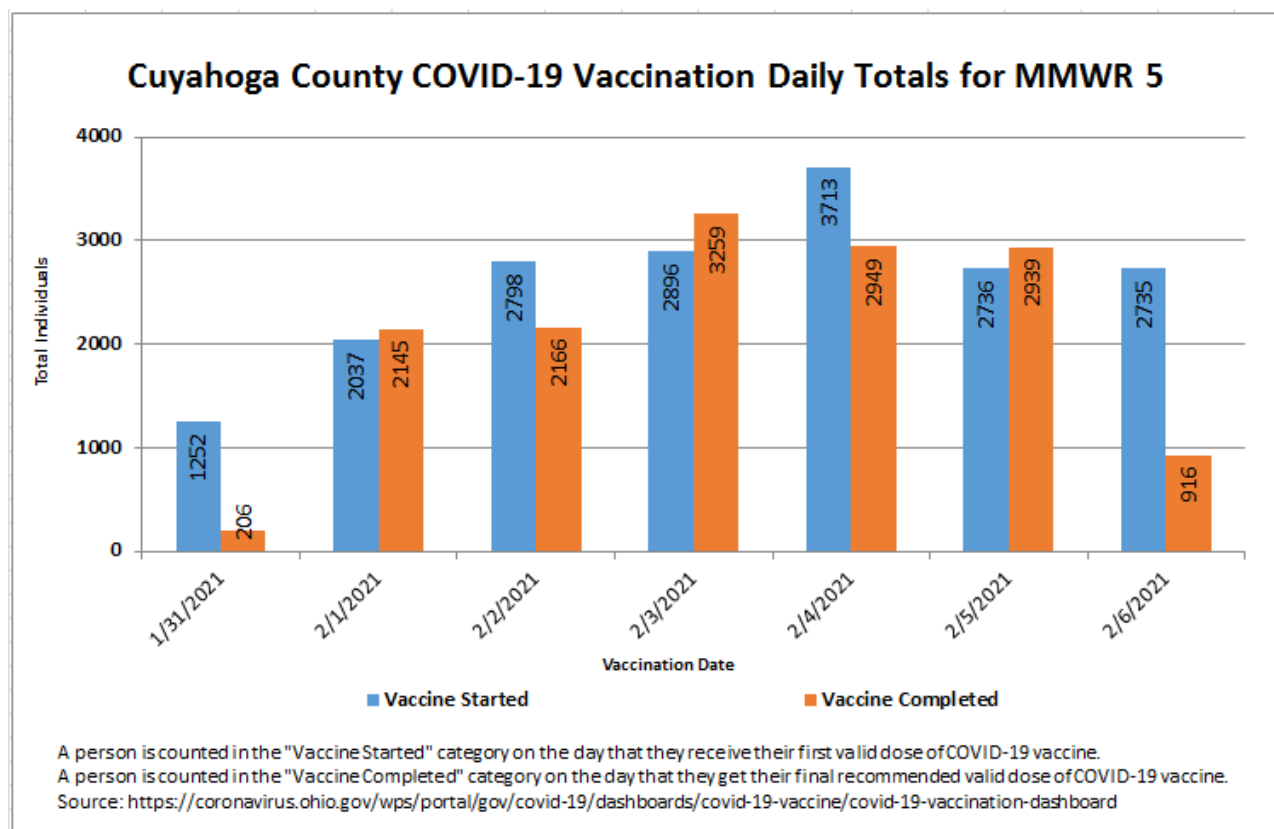
### COVID-19 RT-PCR Testing in Cuyahoga County nursing homes via Centers for Medicare & Medicaid Services

Reporting Period	Total Tests	% Positive
1/21-2/3	13,191	15.0%

# Vaccination

## Cuyahoga County COVID-19 Vaccination Status as of February 6, 2021

	Total Individuals	% of Population
Vaccine Started	110,212	8.75%
Vaccine Completed	36,861	2.93%



Report Date: February 11, 2021

Notes: Data are through February 6, 2021 unless otherwise noted.

Analyses were conducted by R. Stacklin, S. Szabo, T. Khaled, S. Zelenskiy, S. Smith, & J. Rush. All data are preliminary and subject to change as additional information is reported.