

Cuyahoga County COVID-19 Report — MMWR Week 4

Cuyahoga County Board of Health Jurisdiction Data

Case Overview			Weekly Trends	
Total Cases ^{***}	62588	100.0%	New Cases Reported ^{**}	▼ Less than previous week
Total Hospitalizations	3649	5.8%	New Deaths Reported ^{**}	▼ Less than previous week
Total ICU Admissions	724	1.2%		
Total Deaths ^{****}	1228	2.0%		
Total Presumed Recovered [*]	56739	90.7%		

*Measure changed to ODH definition 8/2020

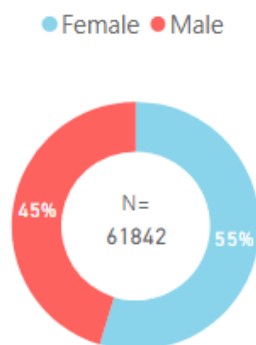
**Reporting period changed to MMWR weeks 11/2020

***Numbers include lab-confirmed & probable cases

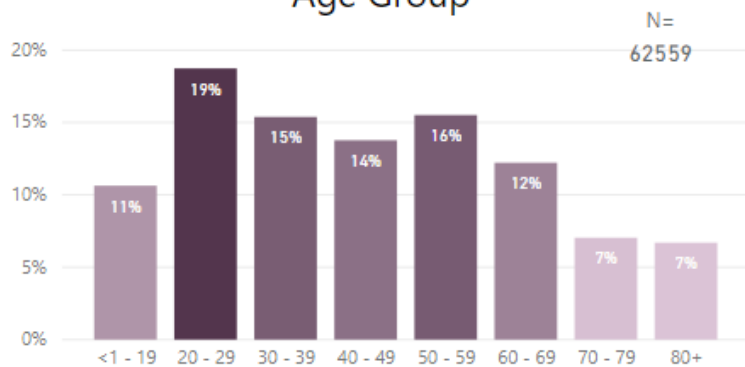
****Numbers represent CCBH jurisdiction based on ODH Vital Statistics

Case Demographics

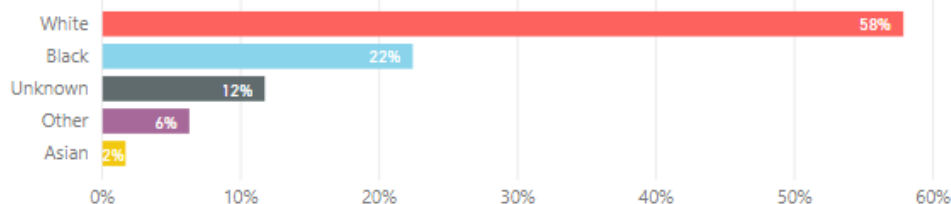
Sex



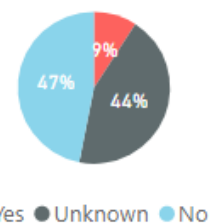
Age Group



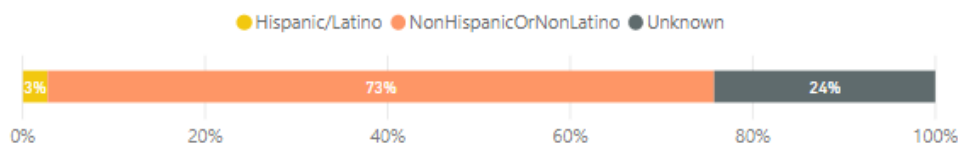
Race



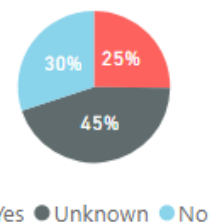
Health Care Worker



Ethnicity



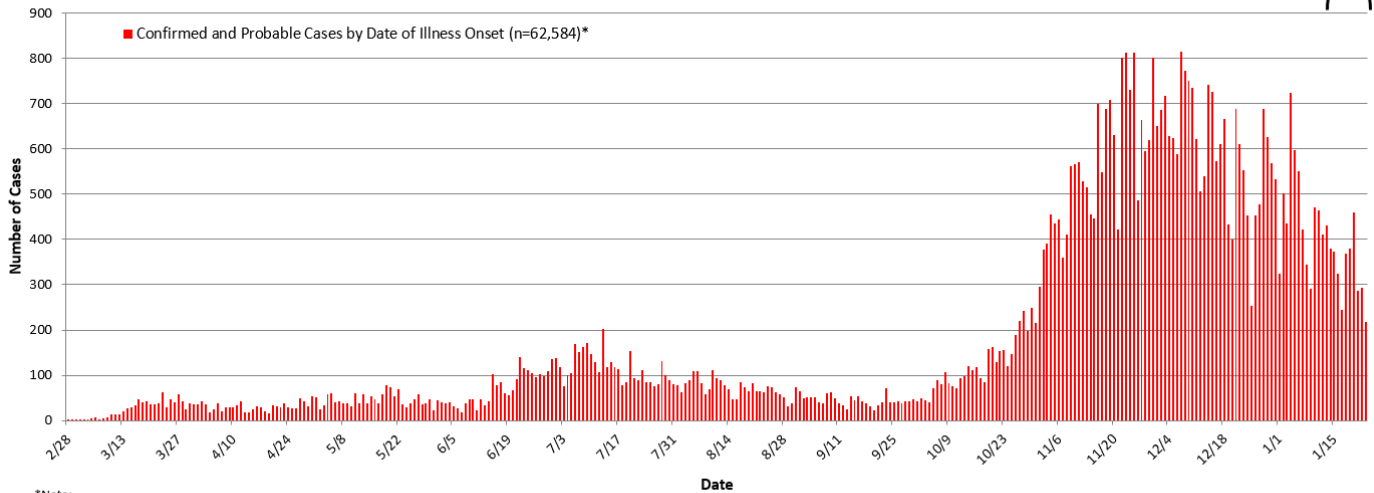
Pre-Existing Condition



Epi Curve

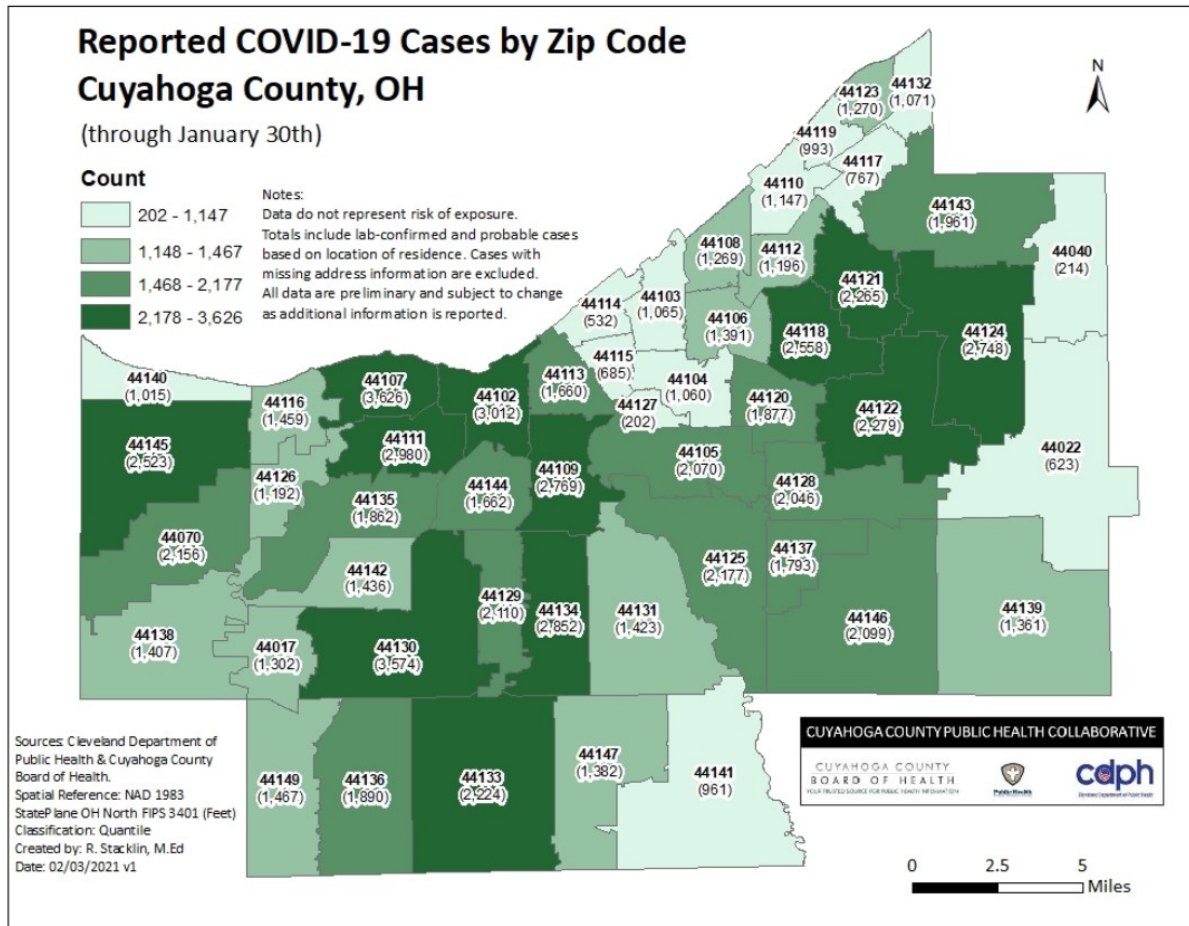
Cuyahoga County Board of Health Jurisdiction COVID-19 Cases (n=62,588)
by Illness Onset Date as of January 30, 2021

Illnesses that began during this time may not yet be reported



*Note: Confirmed cases (n=56,669) have lab evidence of COVID-19; missing data n=4. Probable cases (n=5,915) have clinical disease and an epidemiologic link to a confirmed COVID-19 case. All data are preliminary. Trend data are based on illness onset date. If onset date is unknown, the earliest known date associated with a case is used.

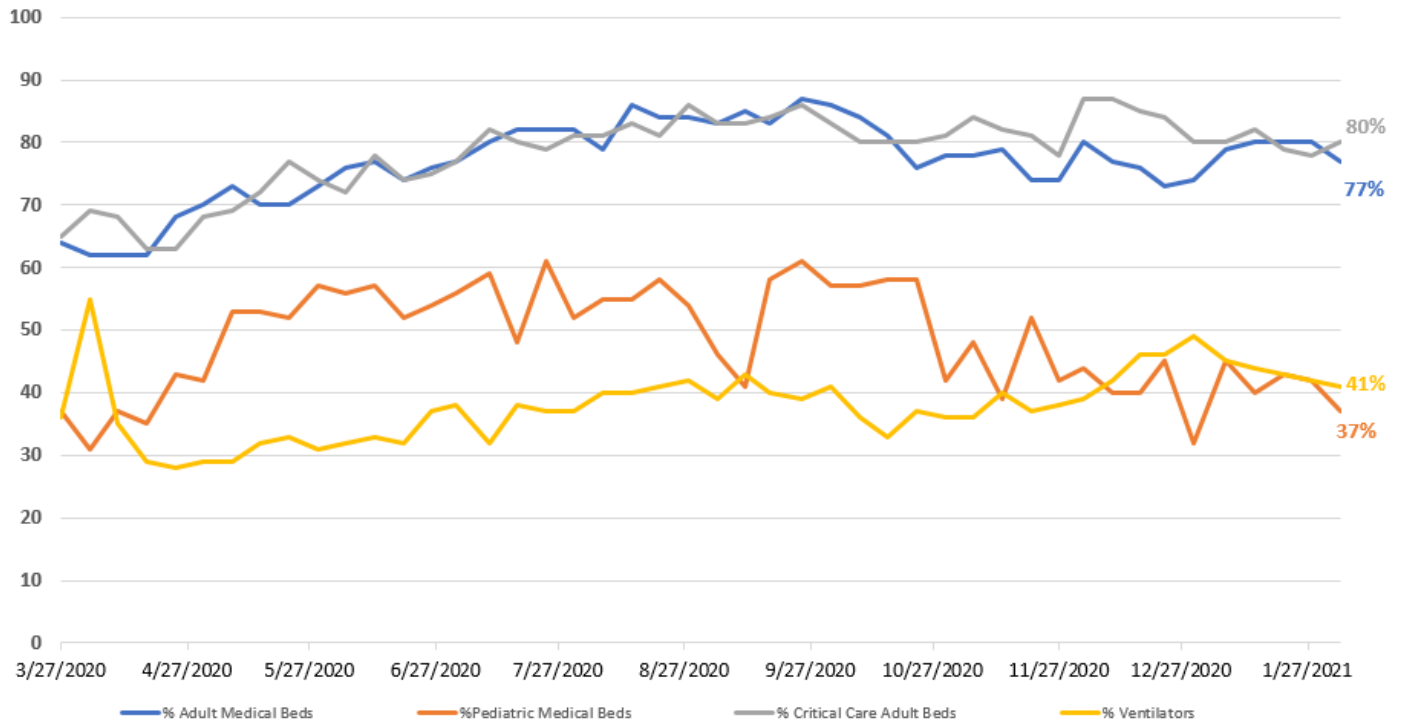
Map of COVID-19 cases in Cuyahoga County (including City of Cleveland) by ZIP Code



Cuyahoga County Data

Hospital Utilization

Cuyahoga County Hospital Utilization
As of February 4, 2021



Hospital Testing

PCR Testing for SARS-CoV-2 via Cuyahoga County hospital facilities

MMWR Week	Total Tests	% Positive
1/3-1/9	31,714	20.8%
1/10-1/16	28,930	16.0%
1/17-1/23	26,581	13.2%
1/24-1/30	24,944	11.4%

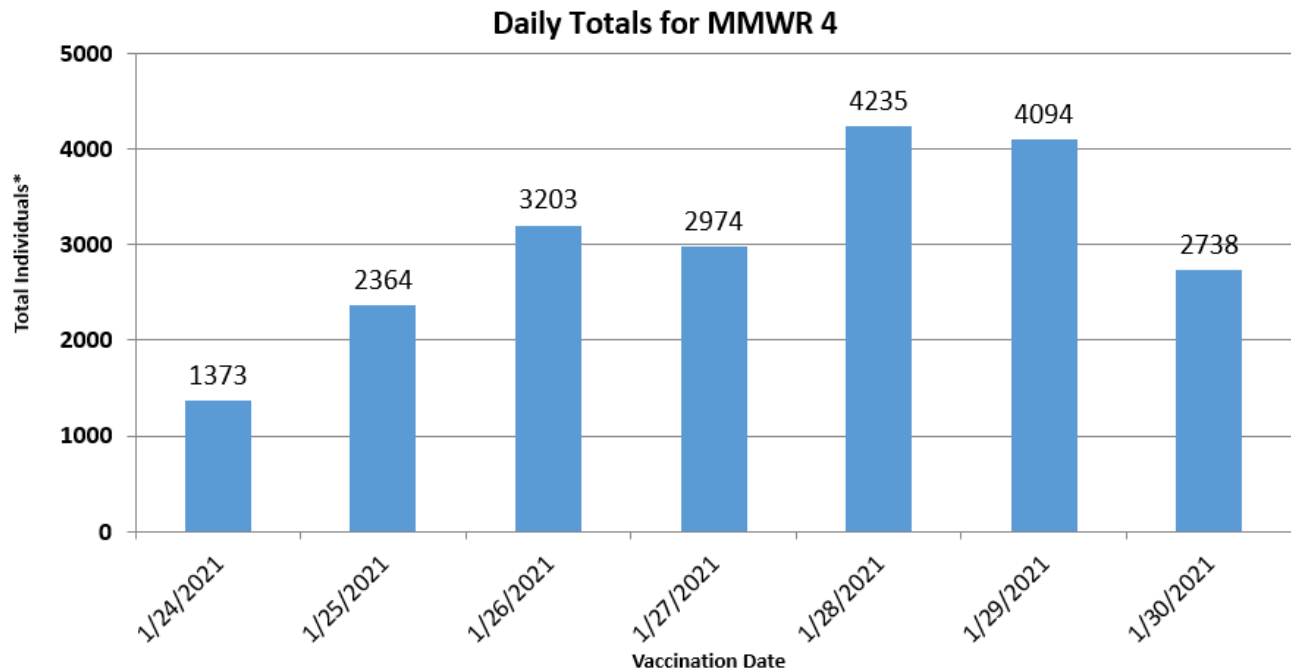
Nursing Home Testing

COVID-19 RT-PCR Testing in Cuyahoga County nursing homes via Centers for Medicare & Medicaid Services

Reporting Period	Total Tests	% Positive
1/14-1/27	15,804	16.3%

Vaccination

Cuyahoga County COVID-19 Vaccination Status: 91,536 Individuals (7.27% of Population) Started Vaccine as of January 30, 2021



*A person is counted in the "Vaccine Started" category on the day that they receive their first dose of COVID-19 vaccine.
Source: <https://coronavirus.ohio.gov/wps/portal/gov/covid-19/dashboards/covid-19-vaccine/covid-19-vaccination-dashboard>

Report Date: February 4, 2021

Notes: Data are through January 30, 2021 unless otherwise noted.

Analyses were conducted by R. Stacklin, S. Szabo, T. Khaled, S. Zelenskiy, S. Smith, & J. Rush. All data are preliminary and subject to change as additional information is reported.

CUYAHOGA COUNTY
BOARD OF HEALTH
YOUR TRUSTED SOURCE FOR PUBLIC HEALTH INFORMATION

5550 Venture Drive Parma, Ohio 44130
216-201-2000 www.ccbh.net