

Cuyahoga County COVID-19 Report — MMWR Week 3

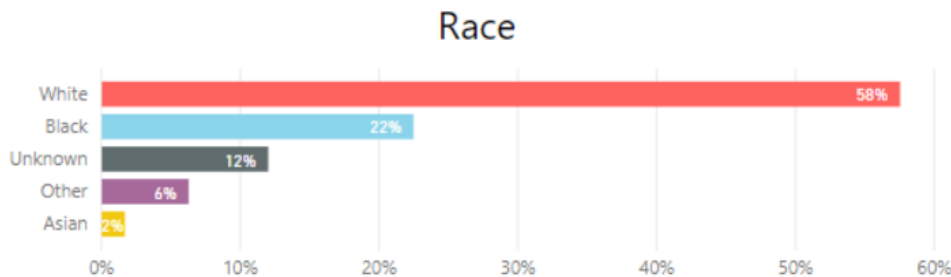
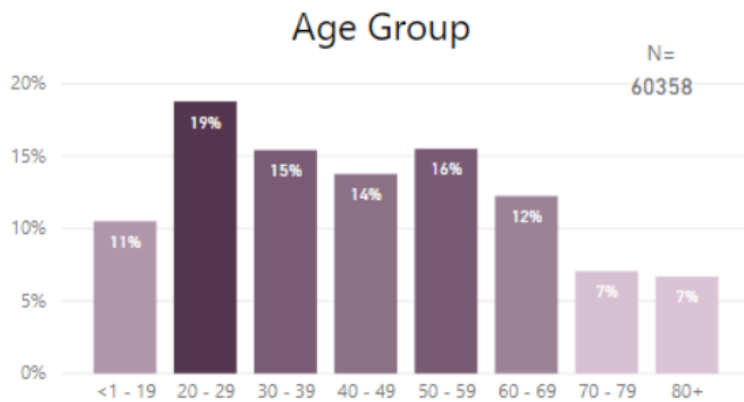
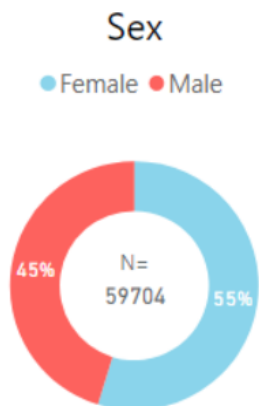
Cuyahoga County Board of Health Jurisdiction Data

Case Overview			Weekly Trends	
Total Cases***	60388	100.0%	New Cases Reported**	▼ Less than previous week
Total Hospitalizations	3563	5.9%	New Deaths Reported**	▼ Less than previous week
Total ICU Admissions	704	1.2%		
Total Deaths****	1189	2.0%		
Total Presumed Recovered*	53904	89.3%		

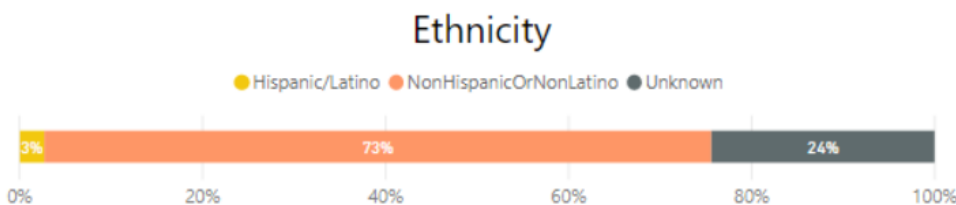
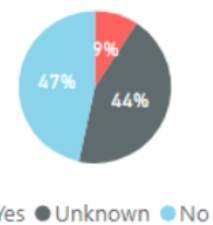
*Measure changed to ODH definition 8/2020
 ***Numbers include lab-confirmed & probable cases
 ****Numbers represent CCBH jurisdiction based on ODH Vital Statistics

**Reporting period changed to MMWR weeks 11/2020

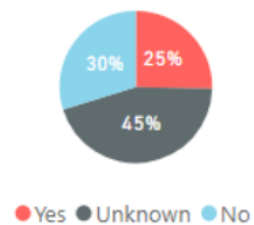
Case Demographics



Health Care Worker



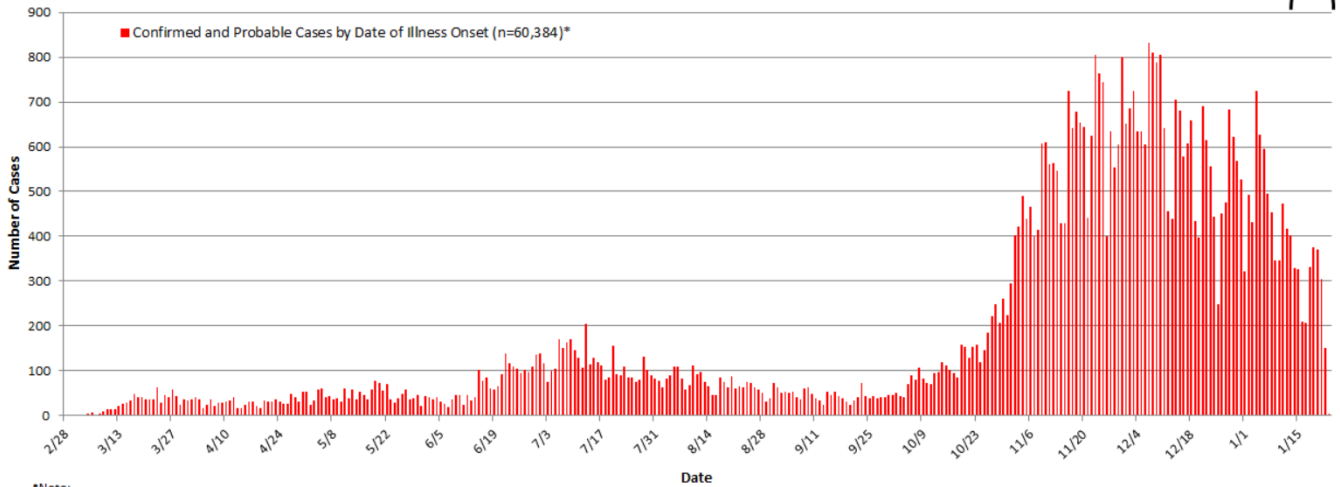
Pre-Existing Condition



Epi Curve

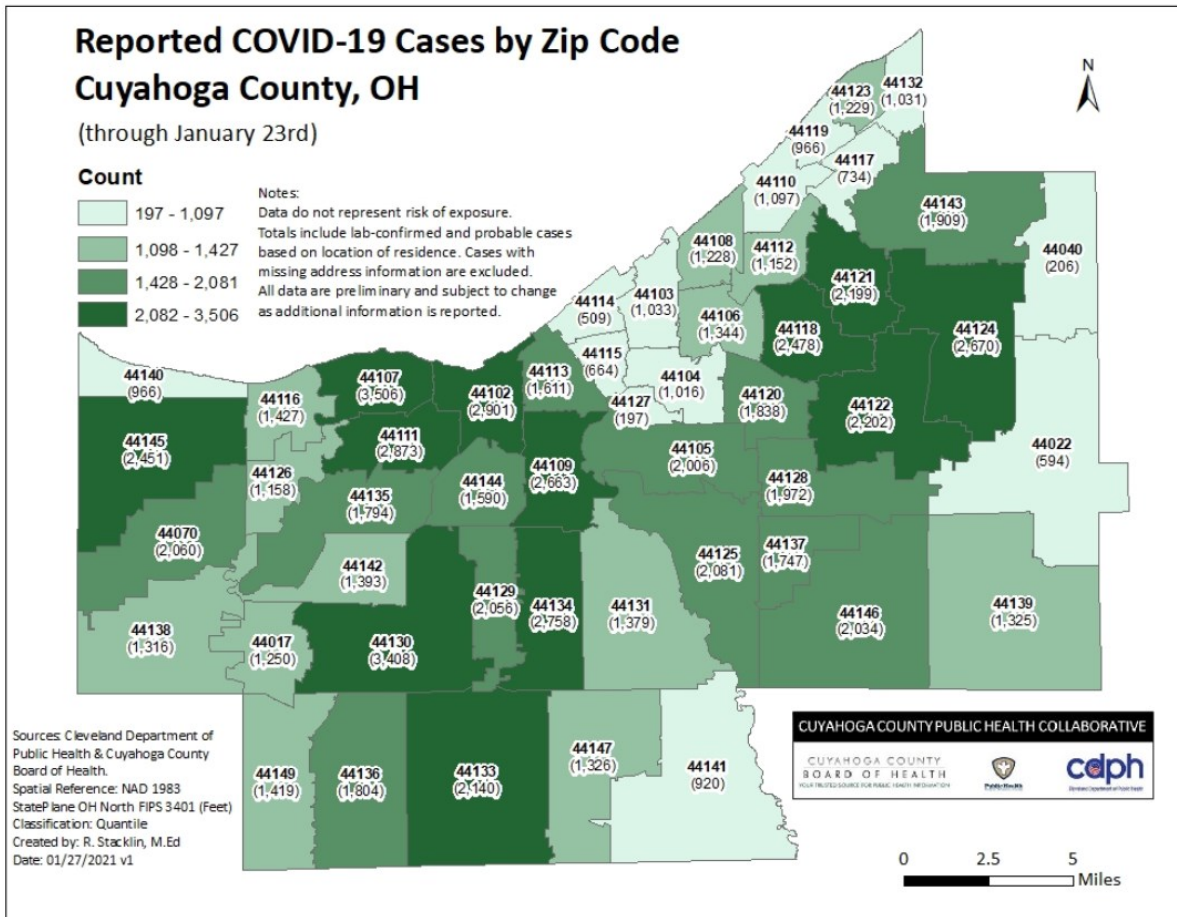
Cuyahoga County Board of Health Jurisdiction COVID-19 Cases (n=60,388)
by Illness Onset Date as of January 23, 2021

Illnesses that began during this time may not yet be reported



*Note:
Confirmed cases (n=54,972) have lab evidence of COVID-19; missing data n=4. Probable cases (n=5,412) have clinical disease and an epidemiologic link to a confirmed COVID-19 case.
All data are preliminary. Trend data are based on illness onset date. If onset date is unknown, the earliest known date associated with a case is used.

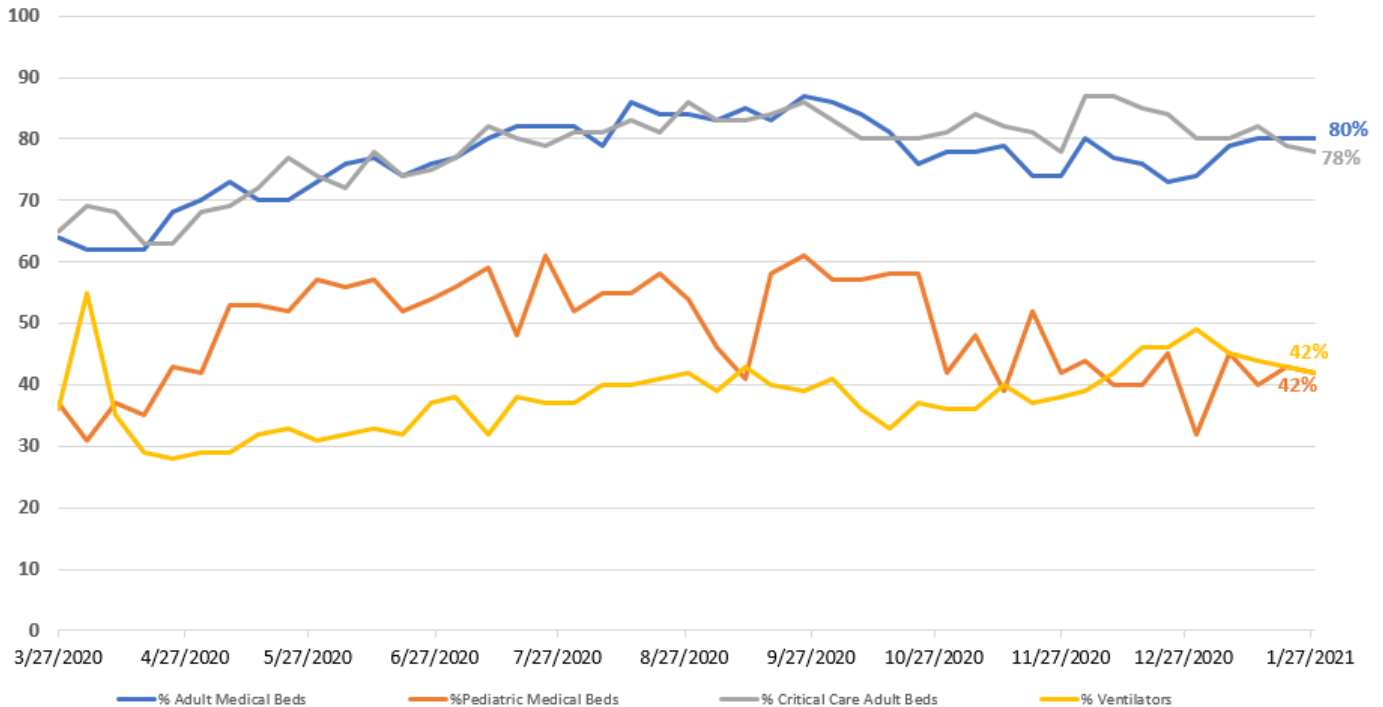
Map of COVID-19 cases in Cuyahoga County (including City of Cleveland) by ZIP Code



Cuyahoga County Data

Hospital Utilization

Cuyahoga County Hospital Utilization
As of January 28, 2021



Hospital Testing

PCR Testing for SARS-CoV-2 via Cuyahoga County hospital facilities

MMWR Week	Total Tests	% Positive
12/27-1/2	25,700	24.2%
1/3-1/9	31,714	20.8%
1/10-1/16	28,930	16.0%
1/17-1/23	26,581	13.2%

Nursing Home Testing

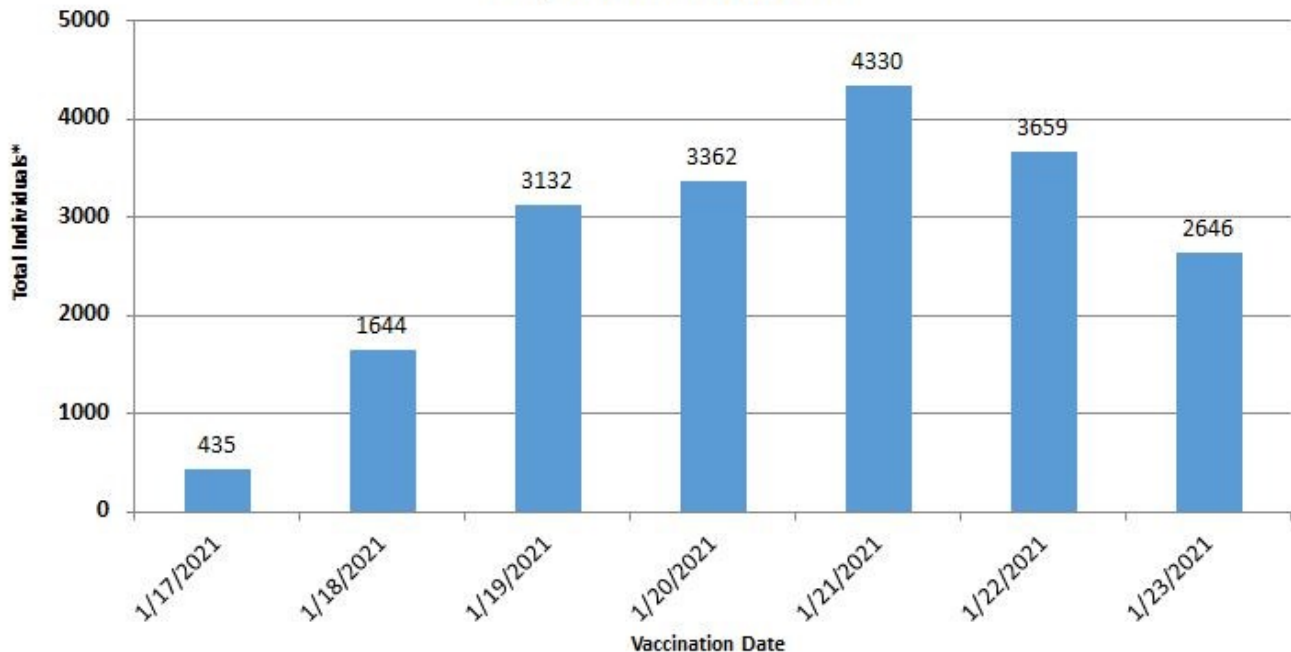
COVID-19 RT-PCR Testing in Cuyahoga County nursing homes via Centers for Medicare & Medicaid Services

Reporting Period	Total Tests	% Positive
1/7-1/20	18,322	17.4%

Vaccination

Cuyahoga County COVID-19 Vaccination Status: 70,250 Individuals (5.58% of Population) Started Vaccine as of January 23, 2021

Daily Totals for MMWR 3



*A person is counted in the "Vaccine Started" category on the day that they receive their first dose of COVID-19 vaccine.
Source: <https://coronavirus.ohio.gov/wps/portal/gov/covid-19/dashboards/covid-19-vaccine/covid-19-vaccination-dashboard>

Report Date: January 29, 2021

Notes: Data are through January 23, 2021 unless otherwise noted. Analyses were conducted by R. Stacklin, S. Szabo, T. Khaled, S. Zelenskiy, S. Smith, & J. Rush. All data are preliminary and subject to change as additional information is reported.

CUYAHOGA COUNTY
BOARD OF HEALTH
YOUR TRUSTED SOURCE FOR PUBLIC HEALTH INFORMATION

5550 Venture Drive Parma, Ohio 44130
216-201-2000 www.ccbh.net