



Cuyahoga County COVID-19 Report — MMWR Week 2

Cuyahoga County Board of Health Jurisdiction Data

Case Overview			Weekly Trends
Total Cases ***	57511	100.0%	New Cases Reported**  More than previous week
Total Hospitalizations	3449	6.0%	
Total ICU Admissions	687	1.2%	New Deaths Reported**  Less than previous week
Total Deaths ****	1449	1.7%	
Total Presumed Recovered *	50146	87.2%	

*Measure changed to ODH definition 8/2020

***Numbers include lab-confirmed & probable cases

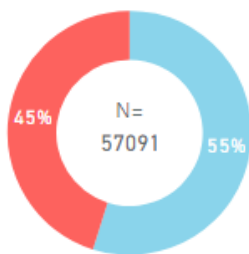
****Numbers represent Cuyahoga County overall

**Reporting period changed to MMWR weeks 11/2020

Case Demographics

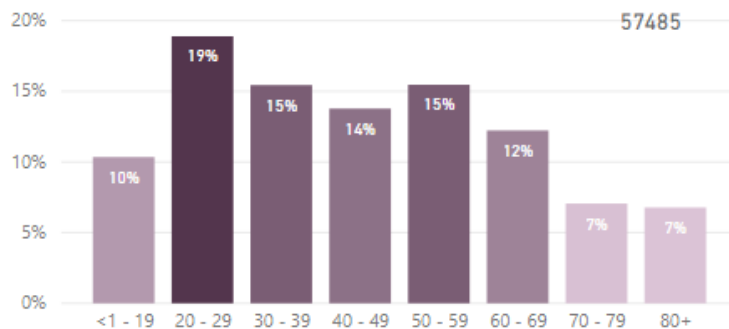
Sex

Female Male

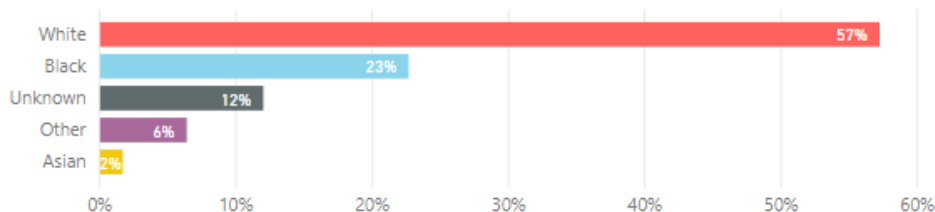


Age Group

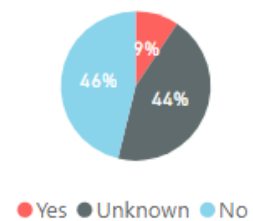
N=57485



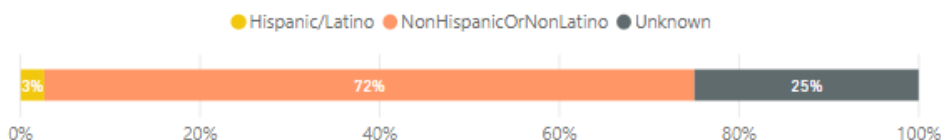
Race



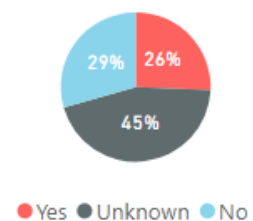
Health Care Worker



Ethnicity



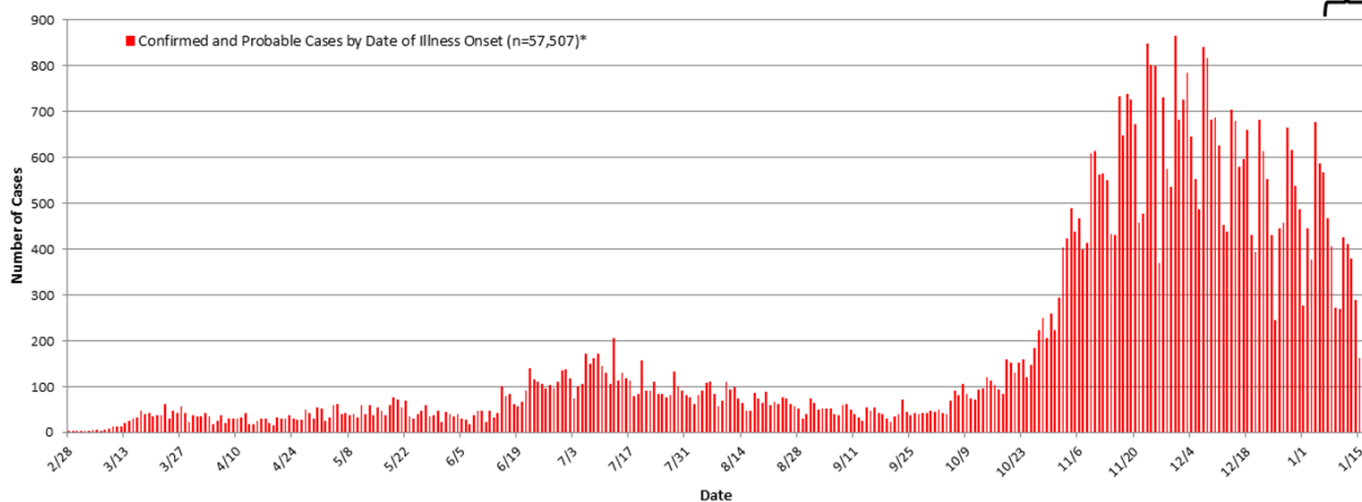
Pre-Existing Condition



Epi Curve

Cuyahoga County Board of Health Jurisdiction COVID-19 Cases (n=57,511)
by Illness Onset Date as of January 16, 2021

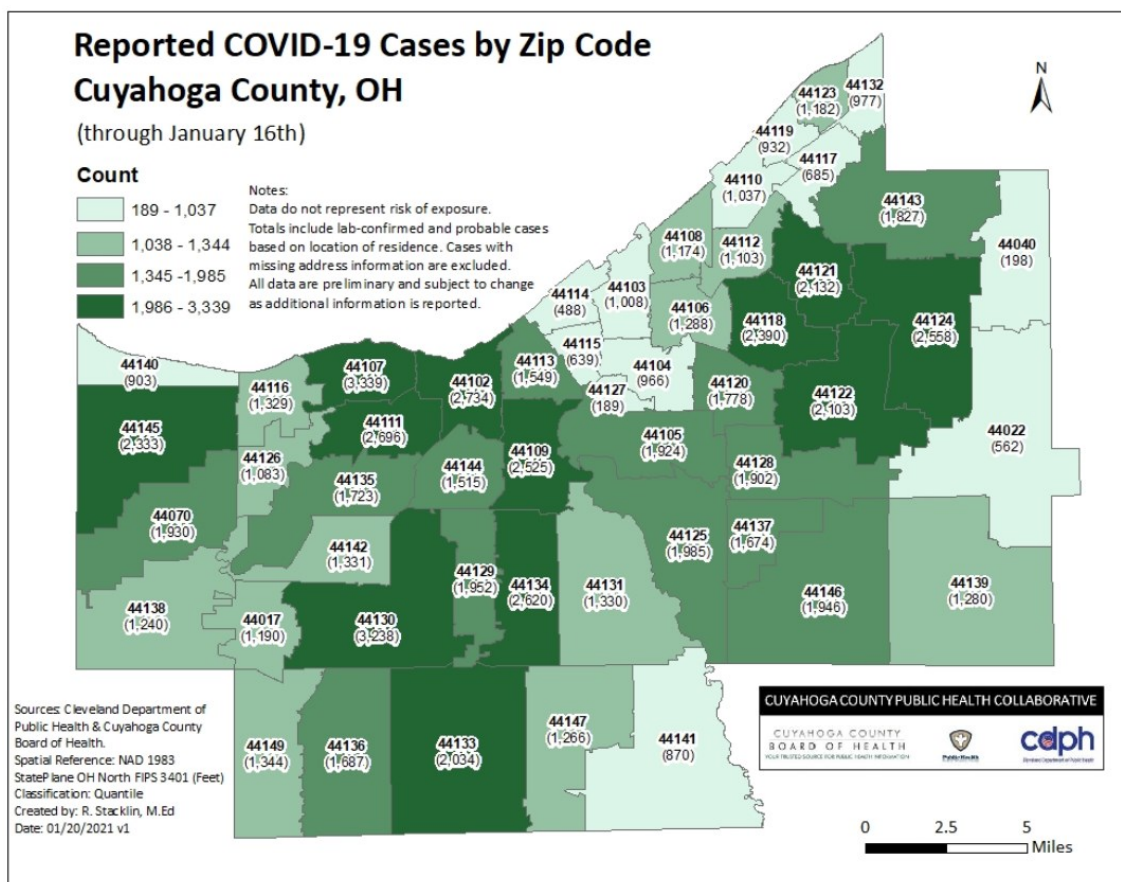
Illnesses that began during this time may not yet be reported



*Note:

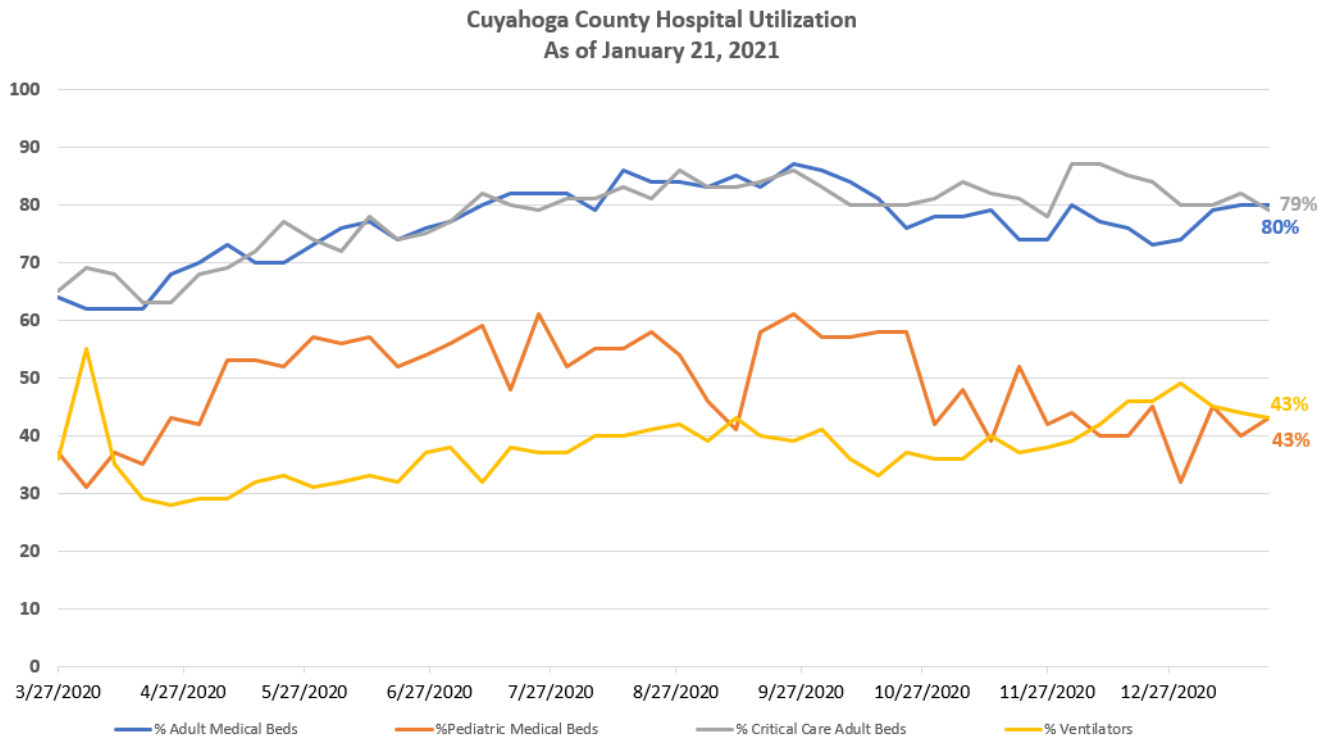
Confirmed cases (n=52,826) have lab evidence of COVID-19; missing data n=4. Probable cases (n=4,681) have clinical disease and an epidemiologic link to a confirmed COVID-19 case. All data are preliminary. Trend data are based on illness onset date. If onset date is unknown, the earliest known date associated with a case is used.

Map of COVID-19 cases in Cuyahoga County (including City of Cleveland) by ZIP Code



Cuyahoga County Data

Hospital Utilization



Hospital Testing

PCR Testing for SARS-CoV-2 via Cuyahoga County hospital facilities

MMWR Week	Total Tests	% Positive
12/20-12/26	25,011	21.8%
12/27-1/2	25,700	24.2%
1/3-1/9	31,714	20.8%
1/10-1/16	28,930	16.0%

Nursing Home Testing

COVID-19 RT-PCR Testing in Cuyahoga County nursing homes via Centers for Medicare & Medicaid Services

Reporting Period	Total Tests	% Positive
12/31-1/13	18,300	19.3%

Report Date: January 21, 2021

Notes: Data are through January 16, 2021 unless otherwise noted.

Analyses were conducted by R. Stacklin, S. Szabo, T. Khaled, S. Zelenskiy, S. Smith, & J. Rush. All data are preliminary and subject to change as additional information is reported.

CUYAHOGA COUNTY
BOARD OF HEALTH
YOUR TRUSTED SOURCE FOR PUBLIC HEALTH INFORMATION

5550 Venture Drive Parma, Ohio 44130
216-201-2000 www.ccbh.net