

Cuyahoga County COVID-19 Report – MMWR Week 53

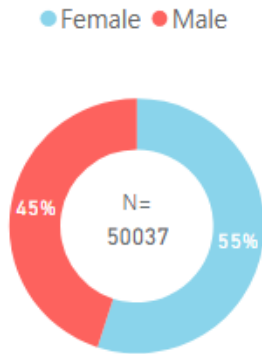
Cuyahoga County Board of Health Jurisdiction Data

Case Overview			Weekly Trends	
Total Cases***	50450	100.0%	New Cases Reported**	▼ Less than previous week
Total Hospitalizations	3130	6.2%	New Deaths Reported**	▲ More than previous week
Total ICU Admissions	650	1.3%		
Total Deaths****	1180	1.6%		
Total Presumed Recovered*	42815	84.9%		

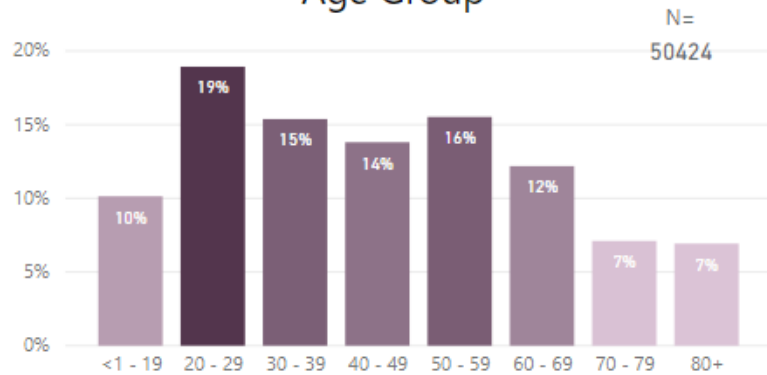
*Measure changed to ODH definition 8/2020
 ***Numbers include lab-confirmed & probable cases
 ****Numbers represent Cuyahoga County overall
 **Reporting period changed to MMWR weeks 11/2020

Case Demographics

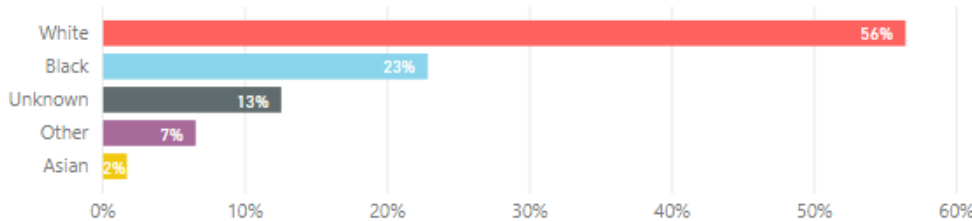
Sex



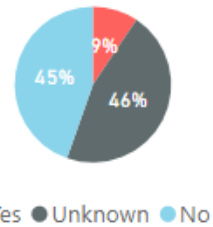
Age Group



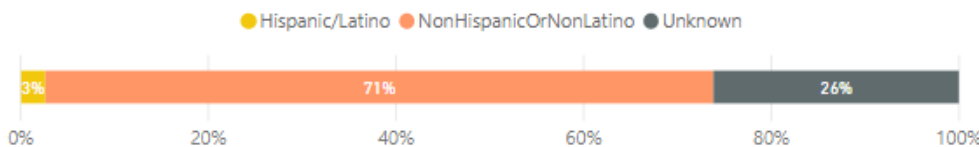
Race



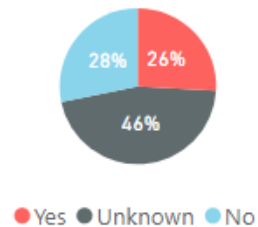
Health Care Worker



Ethnicity



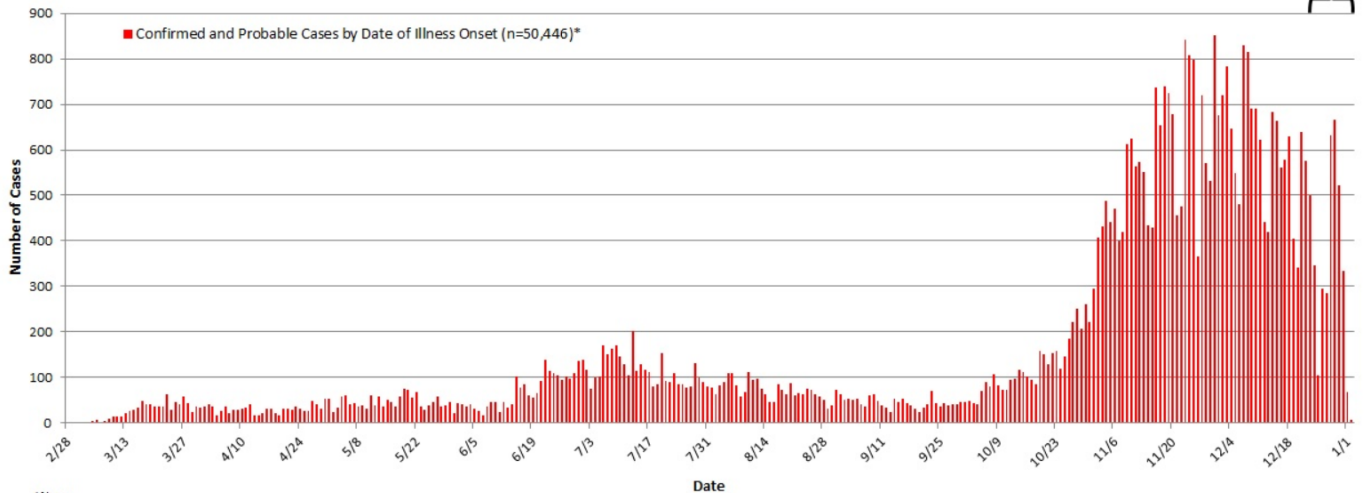
Pre-Existing Condition



Epi Curve

Cuyahoga County Board of Health Jurisdiction COVID-19 Cases (n=50,450)
by Illness Onset Date as of January 2, 2021

Illnesses that began during this time may not yet be reported



*Note:
Confirmed cases (n=46,822) have lab evidence of COVID-19; missing data n=4. Probable cases (n=3,624) have clinical disease and an epidemiologic link to a confirmed COVID-19 case. All data are preliminary. Trend data are based on illness onset date. If onset date is unknown, the earliest known date associated with a case is used.

Map of COVID-19 cases in Cuyahoga County (including City of Cleveland) by ZIP Code

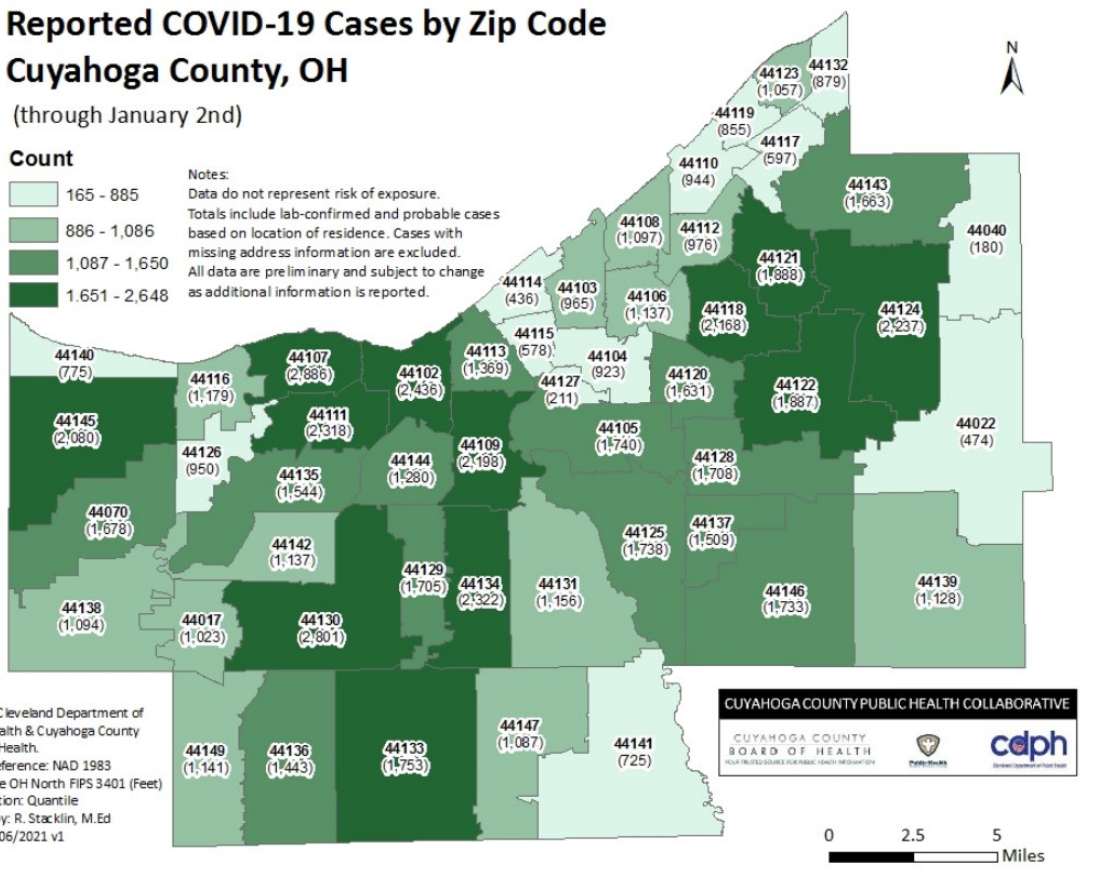
Reported COVID-19 Cases by Zip Code Cuyahoga County, OH

(through January 2nd)

Count

- 165 - 885
- 886 - 1,086
- 1,087 - 1,650
- 1,651 - 2,648

Notes:
Data do not represent risk of exposure. Totals include lab-confirmed and probable cases based on location of residence. Cases with missing address information are excluded. All data are preliminary and subject to change as additional information is reported.



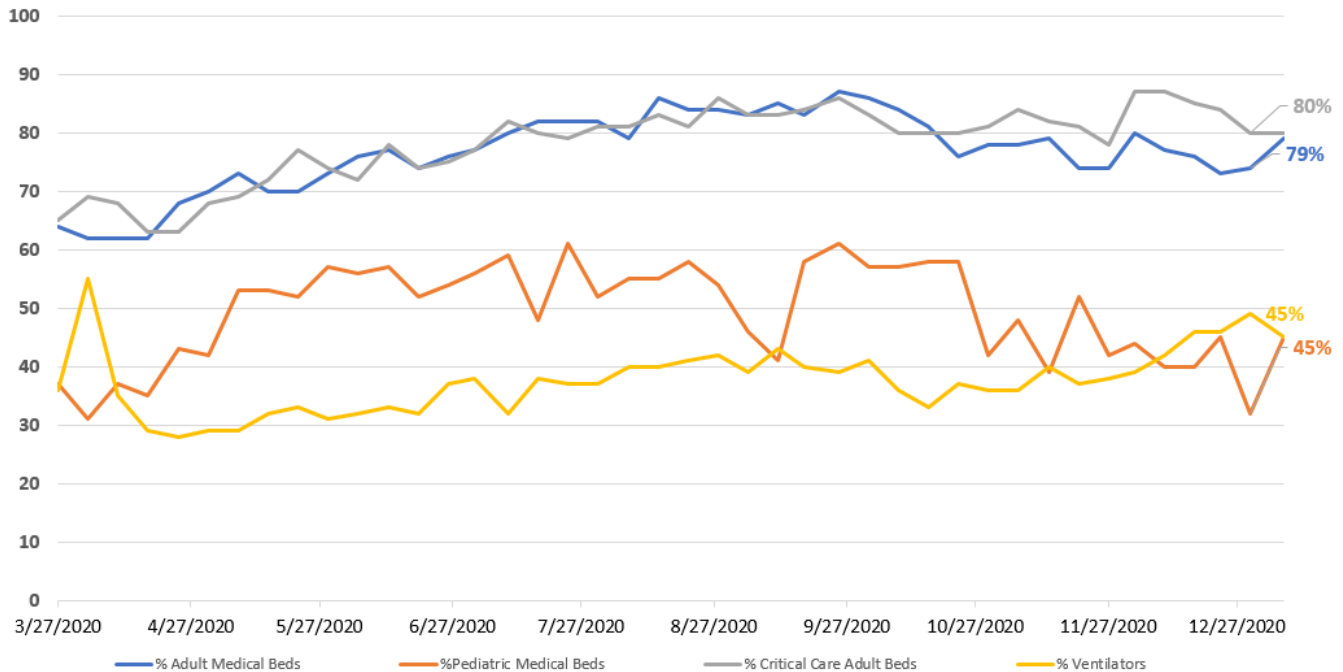
Sources: Cleveland Department of Public Health & Cuyahoga County Board of Health.
Spatial Reference: NAD 1983
StatePlane OH North FIPS 3401 (Feet)
Classification: Quantile
Created by: R. Stacklin, M.Ed
Date: 01/06/2021 v1



Cuyahoga County Data

Hospital Utilization

Cuyahoga County Hospital Utilization
As of January 7, 2021



Hospital Testing

PCR Testing for SARS-CoV-2 via Cuyahoga County hospital facilities

MMWR Week	Total Tests	% Positive
12/06-12/12	40,957	22.7%
12/13-12/19	37,242	21.4%
12/20-12/26	25,011	21.8%
12/27-1/2	25,700	24.2%

Nursing Home Testing

COVID-19 RT-PCR Testing in Cuyahoga County nursing homes via Centers for Medicare & Medicaid Services

Reporting Period	Total Tests	% Positive
12/17-12/30	21,128	17.9%

Report Date: January 7, 2021

Notes: Data are through January 2, 2021 unless otherwise noted. Analyses were conducted by R. Stacklin, S. Szabo, T. Khaled, S. Zelenskiy, S. Smith, & J. Rush. All data are preliminary and subject to change as additional information is reported.

CUYAHOGA COUNTY
BOARD OF HEALTH
YOUR TRUSTED SOURCE FOR PUBLIC HEALTH INFORMATION

5550 Venture Drive Parma, Ohio 44130
216-201-2000 www.ccbh.net