

# Cuyahoga County COVID-19 Report — MMWR Week 52

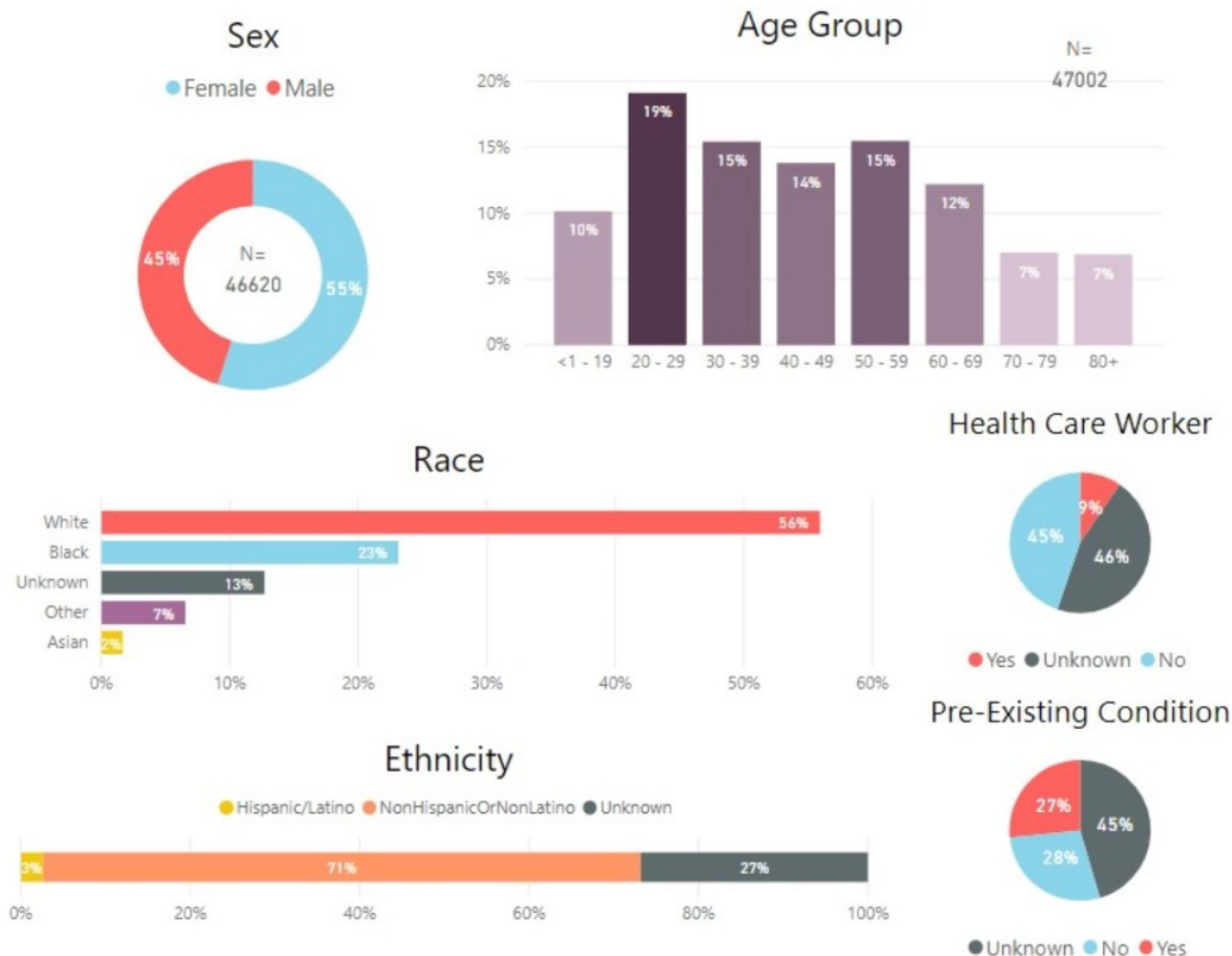
## Cuyahoga County Board of Health Jurisdiction Data

Case Overview			Weekly Trends
Total Cases ***	47027	100.0%	New Cases Reported ** ▼ Less than previous week
Total Hospitalizations	2999	6.4%	New Deaths Reported ** ▼ Less than previous week
Total ICU Admissions	629	1.3%	
Total Deaths ***	1097	2.3%	
Total Presumed Recovered *	38051	80.9%	

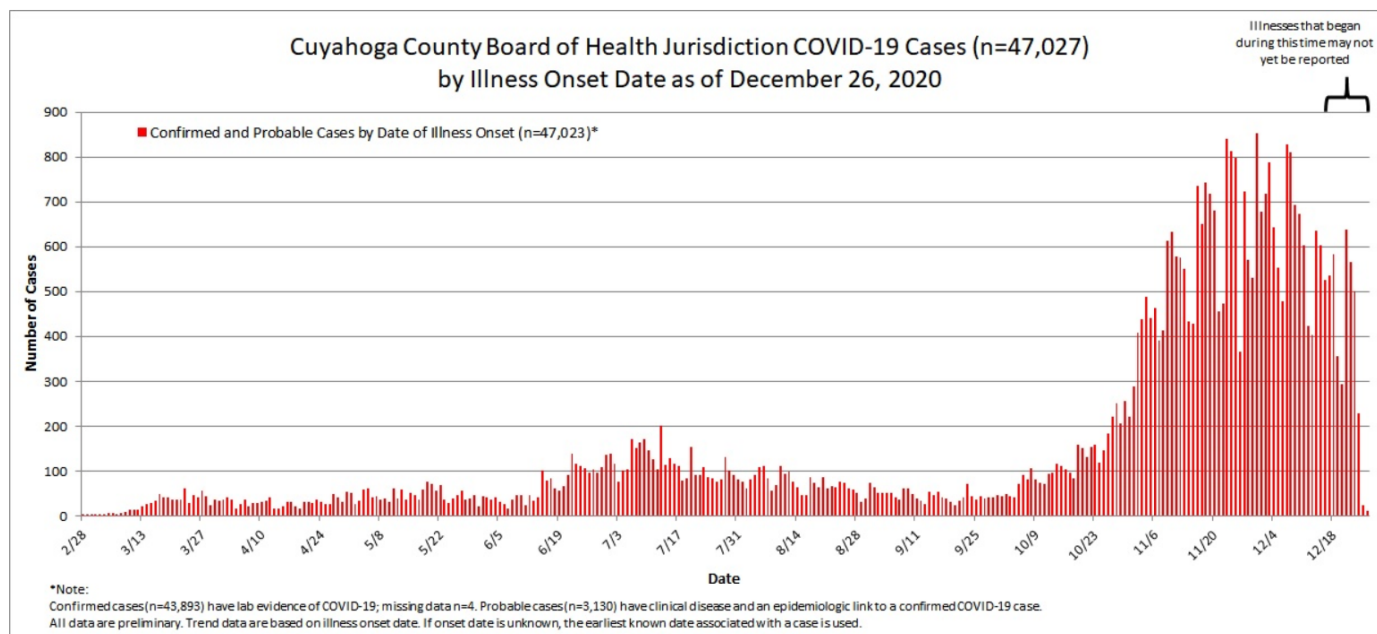
\*Measure changed to ODH definition 8/2020  
 \*\*\*Numbers include lab-confirmed & probable cases

\*\*Reporting period changed to MMWR weeks 11/2020

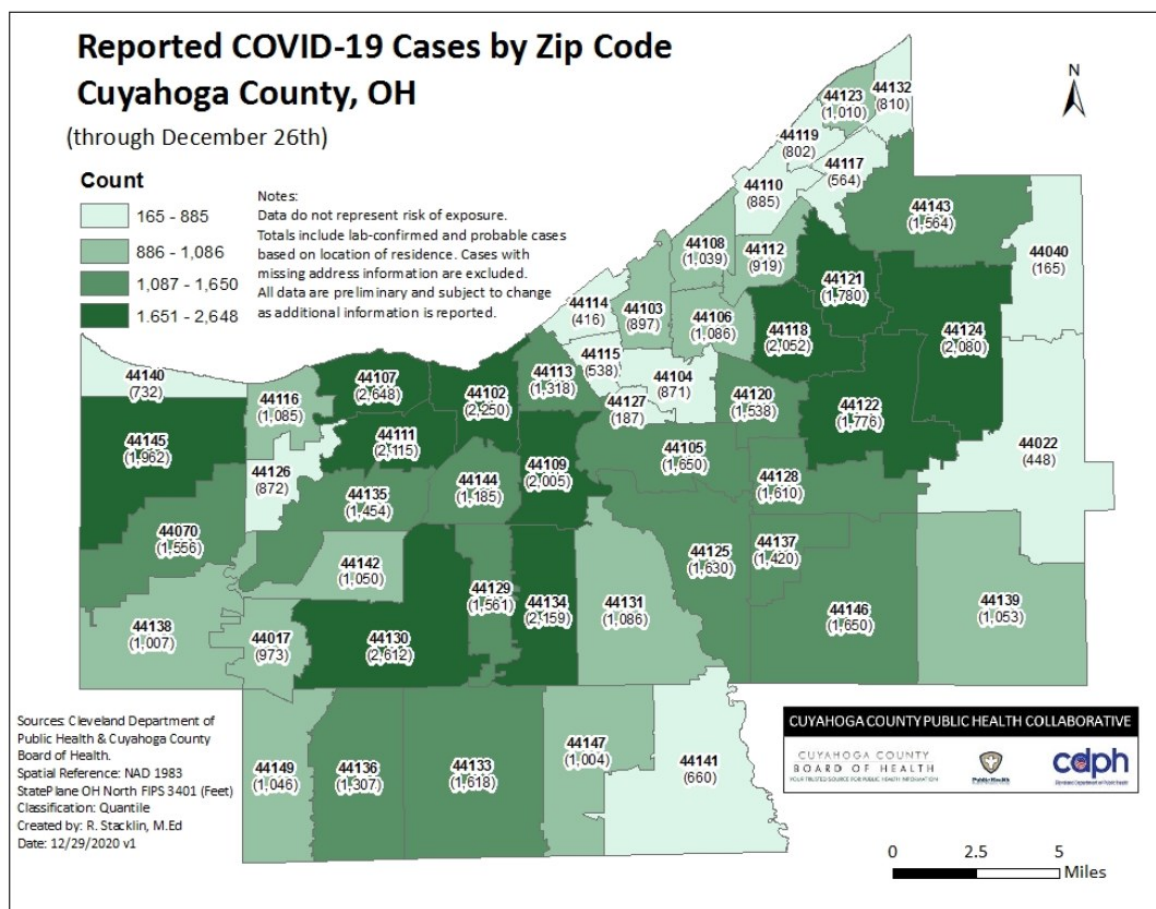
## Case Demographics



## Epi Curve

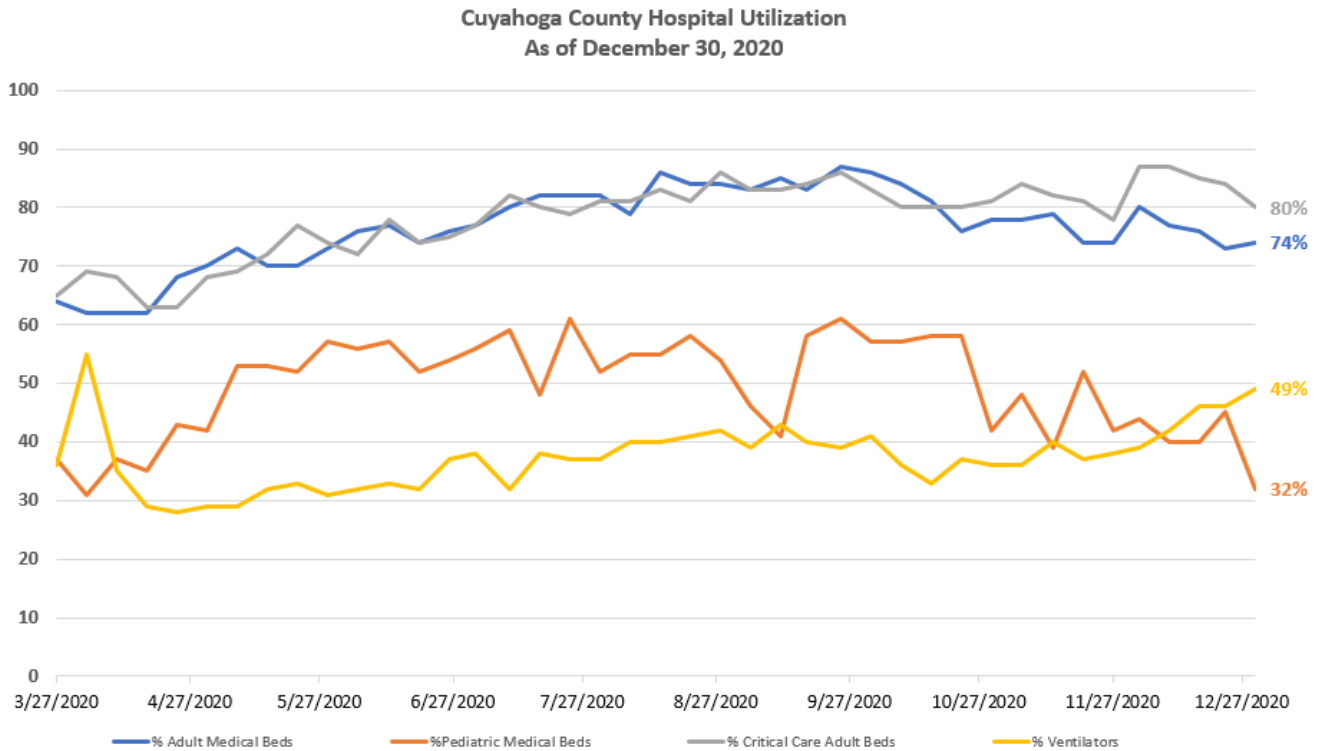


## Map of COVID-19 cases in Cuyahoga County (including City of Cleveland) by ZIP Code



## Cuyahoga County Data

### Hospital Utilization



### Hospital Testing

#### PCR Testing for SARS-CoV-2 via Cuyahoga County hospital facilities

MMWR Week	Total Tests	% Positive
11/29-12/05	37,826	25.5%
12/06-12/12	40,957	22.7%
12/13-12/19	37,242	21.4%
12/20-12/26	25,011	21.8%

### Nursing Home Testing

#### COVID-19 RT-PCR Testing in Cuyahoga County nursing homes via Centers for Medicare & Medicaid Services

Reporting Period	Total Tests	% Positive
12/10-12/23	25,888	18.2%

Report Notes: January 1, 2021

Data are through 12/26/2020 unless otherwise noted.

Analyses were conducted by R. Stacklin, S. Szabo, T. Khaled, S. Zelenskiy, S. Smith, & J. Rush. All data are preliminary and subject to change as additional information is reported.

**CUYAHOGA COUNTY**  
**BOARD OF HEALTH**  
YOUR TRUSTED SOURCE FOR PUBLIC HEALTH INFORMATION

5550 Venture Drive Parma, Ohio 44130  
216-201-2000 [www.ccbh.net](http://www.ccbh.net)