

Cuyahoga County COVID-19 Report — MMWR Week 51

Cuyahoga County Board of Health Jurisdiction Data

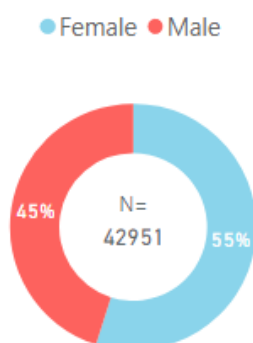
Case Overview			Weekly Trends
Total Cases***	43333	100.0%	New Cases Reported** ▼ Less than previous week
Total Hospitalizations	2808	6.5%	New Deaths Reported** ▲ More than previous week
Total ICU Admissions	596	1.4%	
Total Deaths***	1018	2.3%	
Total Presumed Recovered*	33202	76.6%	

*Measure changed to ODH definition 8/2020
 ***Numbers include lab-confirmed & probable cases

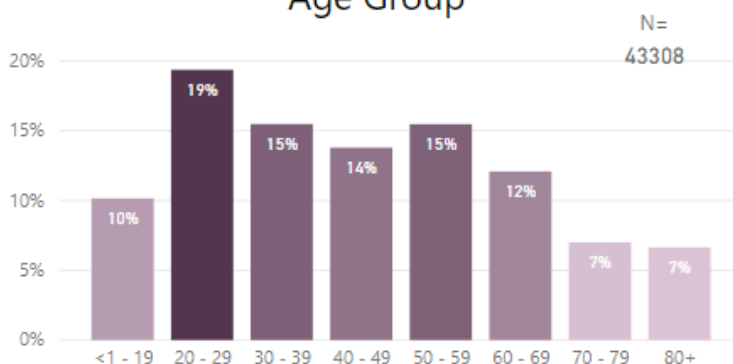
**Reporting period changed to MMWR weeks 11/2020

Case Demographics

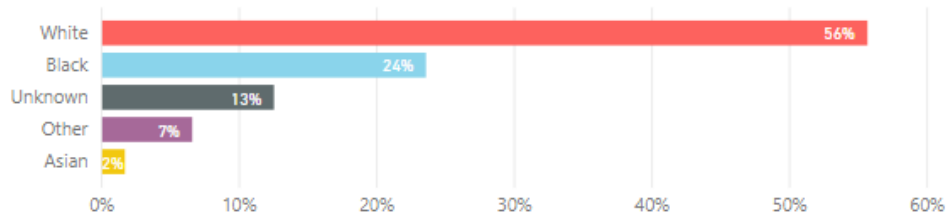
Sex



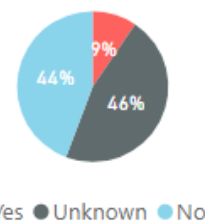
Age Group



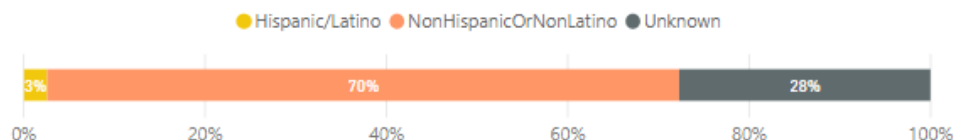
Race



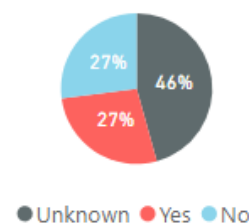
Health Care Worker



Ethnicity

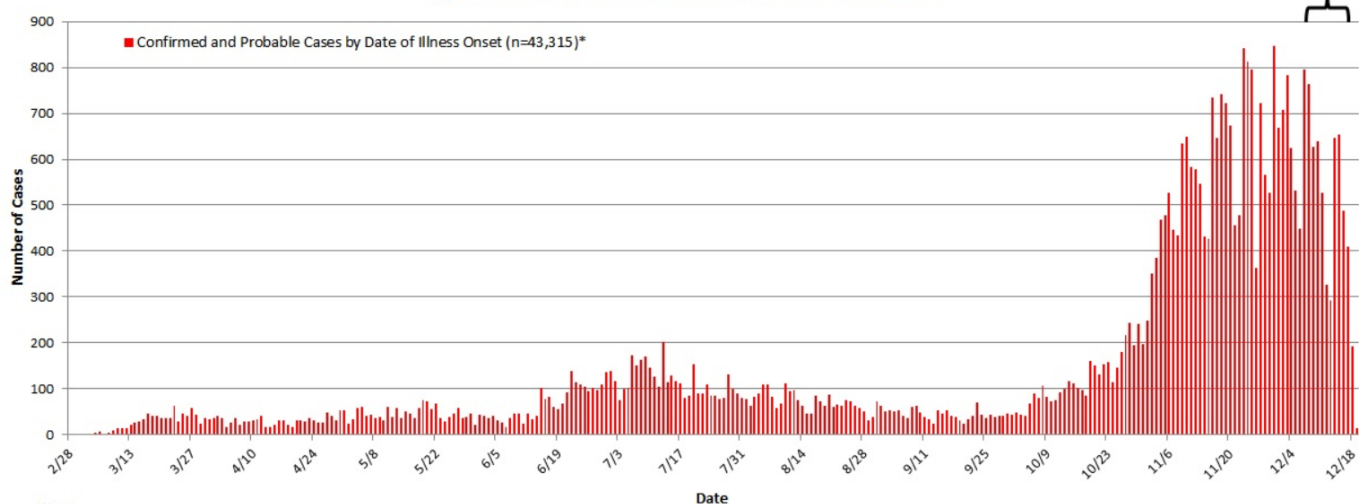


Pre-Existing Condition



Epi Curve

Cuyahoga County Board of Health Jurisdiction COVID-19 Cases (n=43,333)
by Illness Onset Date as of December 19, 2020



*Note:

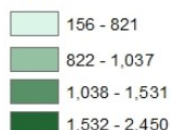
Confirmed cases (n=40,557) have lab evidence of COVID-19; missing data n=18. Probable cases (n=2,758) have clinical disease and an epidemiologic link to a confirmed COVID-19 case. All data are preliminary. Trend data are based on illness onset date. If onset date is unknown, the earliest known date associated with a case is used.

Map of COVID-19 cases in Cuyahoga County (including City of Cleveland) by ZIP Code

Reported COVID-19 Cases by Zip Code Cuyahoga County, OH

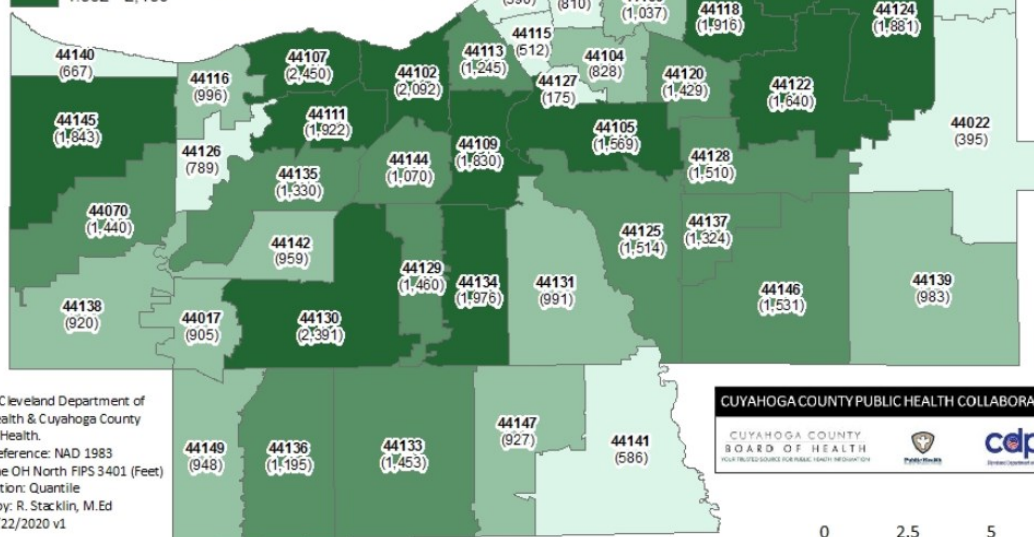
(through December 19th)

Count



Notes:

Data do not represent risk of exposure. Totals include lab-confirmed and probable cases based on location of residence. Cases with missing address information are excluded. All data are preliminary and subject to change as additional information is reported.



Sources: Cleveland Department of Public Health & Cuyahoga County Board of Health.
Spatial Reference: NAD 1983 StatePlane OH North FIPS 3401 (Feet)
Classification: Quantile
Created by: R. Stacklin, M.Ed
Date: 12/22/2020 v1

CUYAHOGA COUNTY PUBLIC HEALTH COLLABORATIVE

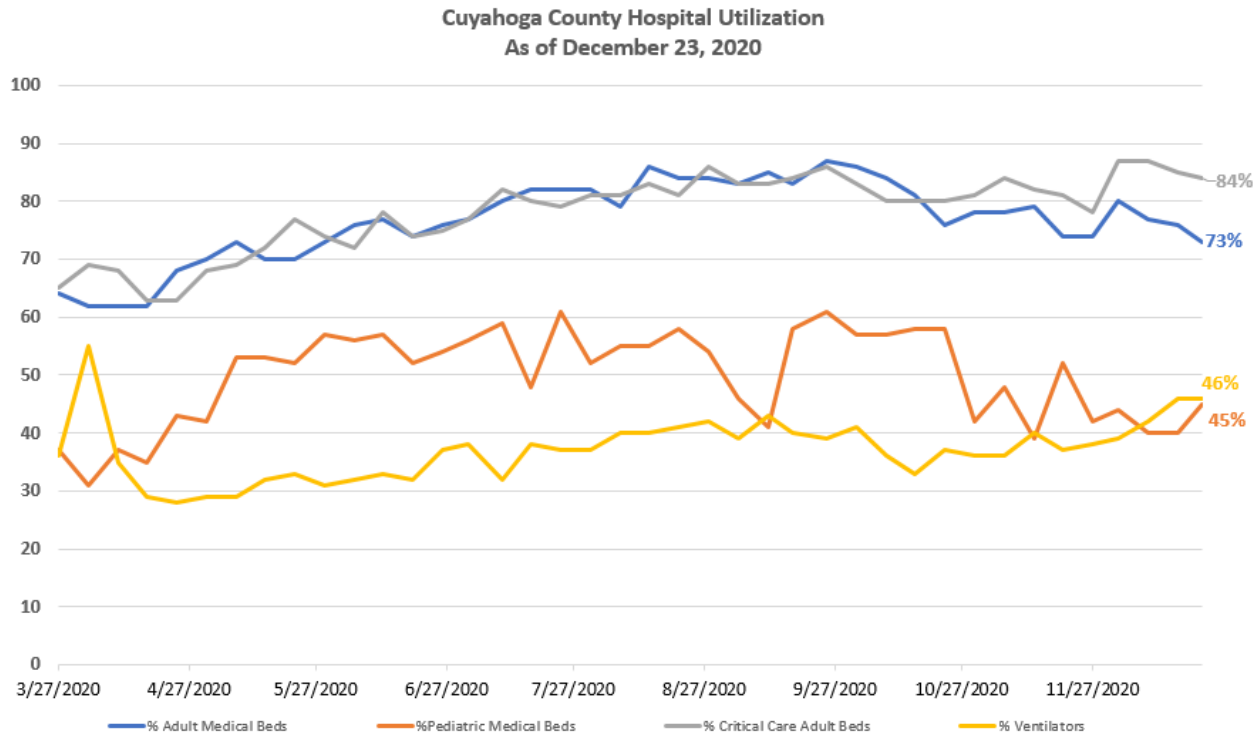
CUYAHOGA COUNTY BOARD OF HEALTH
YOUR HEALTH IS OUR MOST IMPORTANT MISSION



0 2.5 5 Miles

Cuyahoga County Data

Hospital Utilization



Hospital Testing

PCR Testing for SARS-CoV-2 via Cuyahoga County hospital facilities

MMWR Week	Total Tests	% Positive
11/22-11/28	38,407	24.9%
11/29-12/05	37,826	25.5%
12/06-12/12	40,957	22.7%
12/13-12/19	37,242	21.4%

Nursing Home Testing

COVID-19 RT-PCR Testing in Cuyahoga County nursing homes via Centers for Medicare & Medicaid Services

Reporting Period	Total Tests	% Positive
12/03-12/16	30,992	20.1%

Report Notes: December 23, 2020

Data are through 12/19/2020 unless otherwise noted.

Analyses were conducted by R. Stacklin, S. Szabo, T. Khaled, S. Zelenskiy, S. Smith, & J. Rush. All data are preliminary and subject to change as additional information is reported.

CUYAHOGA COUNTY
BOARD OF HEALTH
YOUR TRUSTED SOURCE FOR PUBLIC HEALTH INFORMATION

5550 Venture Drive Parma, Ohio 44130
216-201-2000 www.ccbh.net