



Cuyahoga County COVID-19 Report — MMWR Week 50

Cuyahoga County Board of Health Jurisdiction Data

Case Overview			Weekly Trends
Total Cases***	39198	100.0%	New Cases Reported**  More than previous week
Total Hospitalizations	2464	6.3%	
Total ICU Admissions	542	1.4%	New Deaths Reported**  Less than previous week
Total Deaths***	876	2.2%	
Total Presumed Recovered*	29012	74.0%	

*Measure changed to ODH definition 8/2020

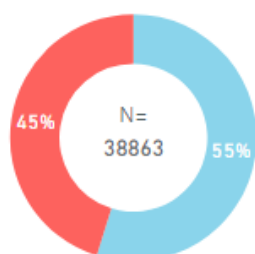
***Numbers include lab-confirmed & probable cases

**Reporting period changed to MMWR weeks 11/2020

Case Demographics

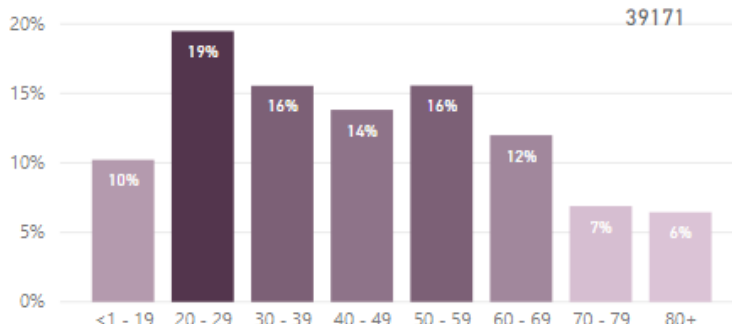
Sex

● Female ● Male

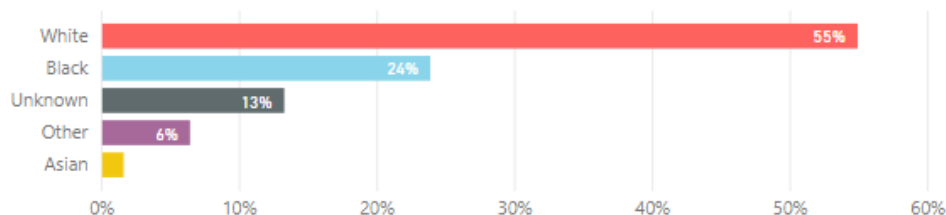


Age Group

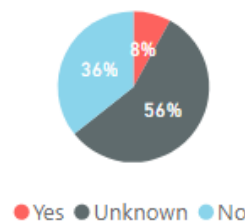
N=39171



Race



Health Care Worker

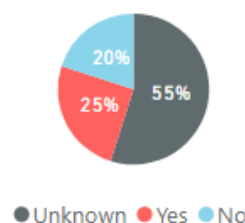


Ethnicity

● Hispanic/Latino ● NonHispanicOrNonLatino ● Unknown

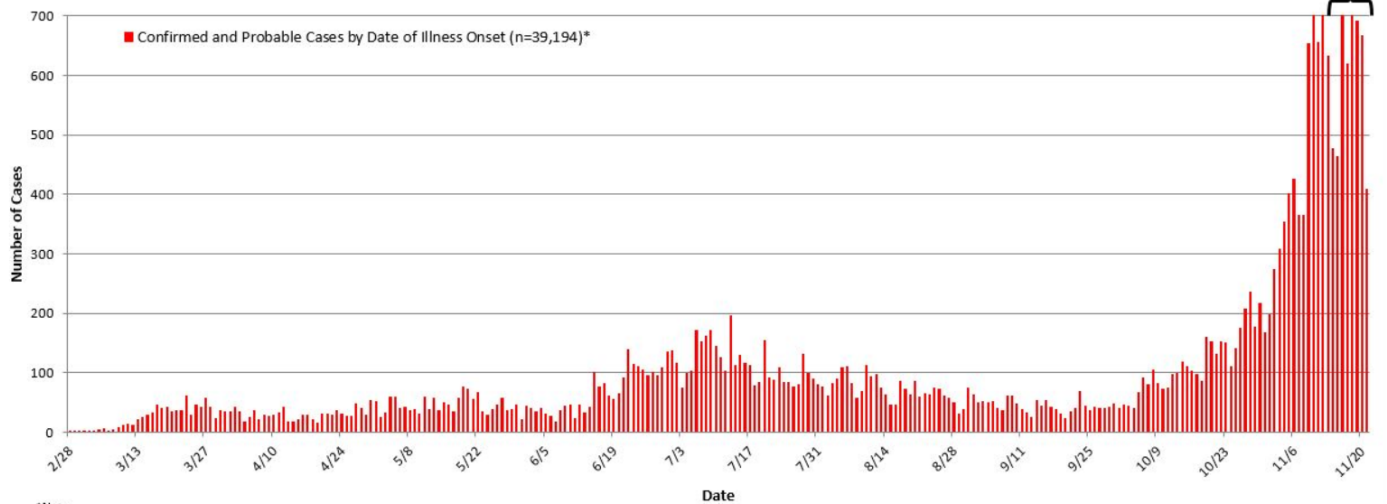


Pre-Existing Condition



Epi Curve

Cuyahoga County Board of Health Jurisdiction COVID-19 Cases (n=39,198)
by Illness Onset Date as of December 12, 2020




*Note:
Confirmed cases (n=36,934) have lab evidence of COVID-19; missing data n=4. Probable cases (n=2,260) have clinical disease and an epidemiologic link to a confirmed COVID-19 case.
All data are preliminary. Trend data are based on illness onset date. If onset date is unknown, the earliest known date associated with a case is used.

Map of COVID-19 cases in Cuyahoga County

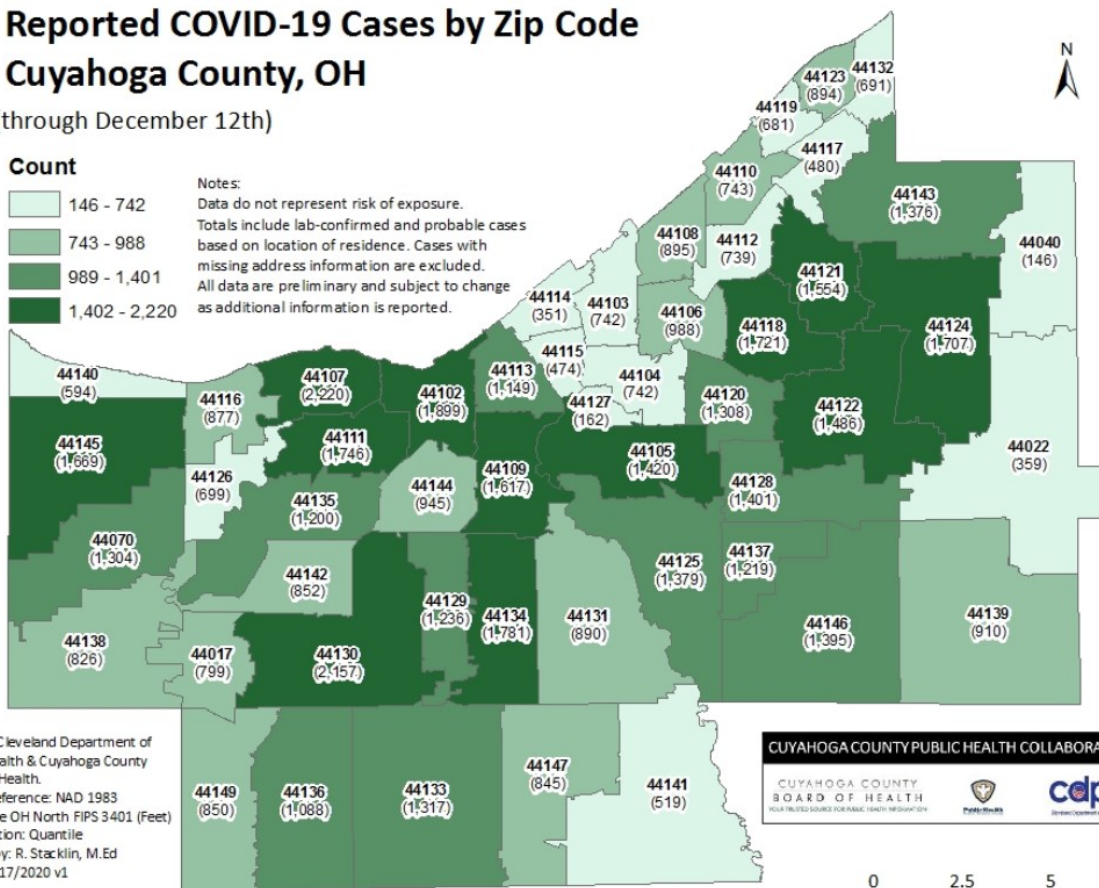
Reported COVID-19 Cases by Zip Code Cuyahoga County, OH

(through December 12th)

Count



Notes:
Data do not represent risk of exposure.
Totals include lab-confirmed and probable cases based on location of residence. Cases with missing address information are excluded.
All data are preliminary and subject to change as additional information is reported.



Sources: Cleveland Department of Public Health & Cuyahoga County Board of Health.
Spatial Reference: NAD 1983 StatePlane OH North FIPS 3401 (Feet)
Classification: Quantile
Created by: R. Stacklin, M.Ed
Date: 12/17/2020 v1

CUYAHOGA COUNTY PUBLIC HEALTH COLLABORATIVE

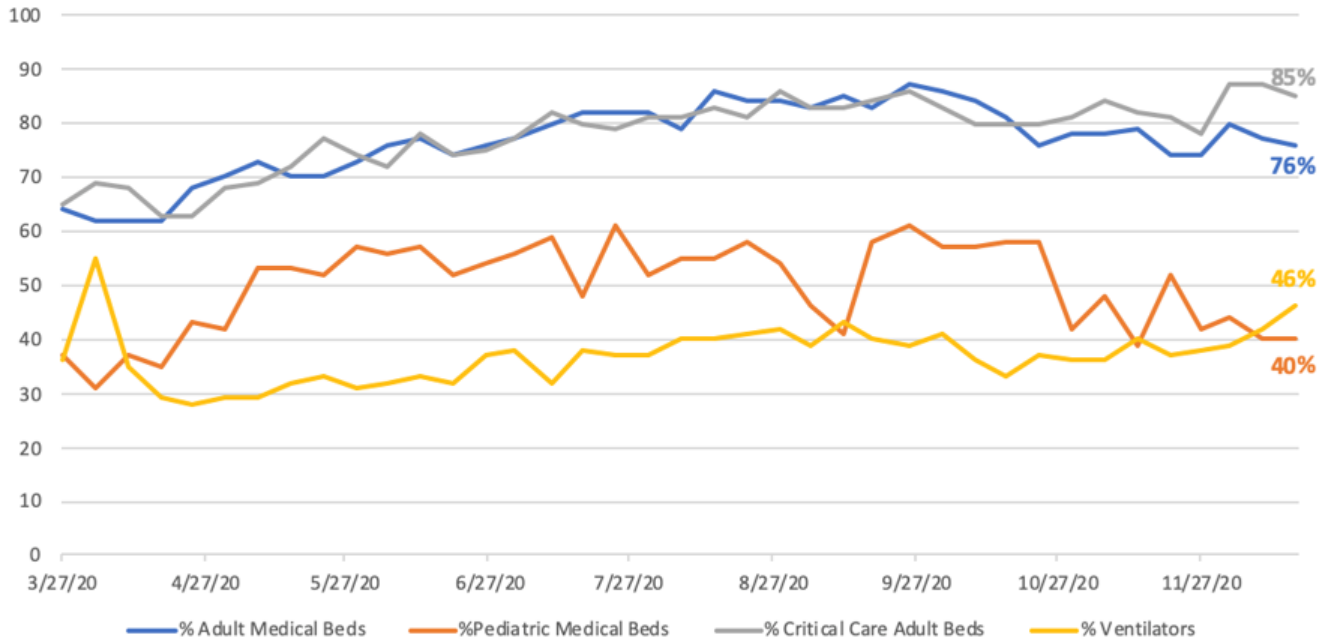
CUYAHOGA COUNTY BOARD OF HEALTH
HEALTH PROFESSIONAL BOARD
Public Health
caph
Cuyahoga County Board of Health

0 2.5 5
Miles

Cuyahoga County Data

Hospital Utilization

**Cuyahoga County Hospital Utilization
As of December 17, 2020**



Hospital Testing

PCR Testing for SARS-CoV-2 via Cuyahoga County hospital facilities

MMWR Week	Total Tests	% Positive
11/15-11/21	44,429	21.4%
11/22-11/28	38,407	24.9%
11/29-12/05	37,826	25.5%
12/06-12/12	40,957	22.7%

Nursing Home Testing

COVID-19 RT-PCR Testing in Cuyahoga County nursing homes via Centers for Medicare & Medicaid Services

Reporting Period	Total Tests	% Positive
11/26-12/09	29,726	19.3%

Report Notes: December 18, 2020

Data are through 12/12/2020 unless otherwise noted.

Analyses were conducted by R. Stacklin, S. Szabo, T. Khaled, S. Zelenskiy, S. Smith, & H. Gullett. All data are preliminary and subject to change as additional information is reported.

**CUYAHOGA COUNTY
BOARD OF HEALTH**
YOUR TRUSTED SOURCE FOR PUBLIC HEALTH INFORMATION

5550 Venture Drive Parma, Ohio 44130
216-201-2000 www.ccbh.net