

# Cuyahoga County COVID-19 Report — MMWR Week 49

## Cuyahoga County Board of Health Jurisdiction Data

Case Overview			Weekly Trends	
Total Cases***	32637	100.0%	New Cases Reported** ▼ Less than previous week	
Total Hospitalizations	2256	6.9%	New Deaths Reported** ▲ More than previous week	
Total ICU Admissions	497	1.5%		
Total Deaths***	823	2.5%		
Total Presumed Recovered*	24027	73.6%		

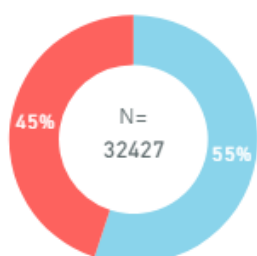
\*Measure changed to ODH definition 8/2020  
 \*\*\*Numbers include lab-confirmed & probable cases

\*\*Reporting period changed to MMWR weeks 11/2020

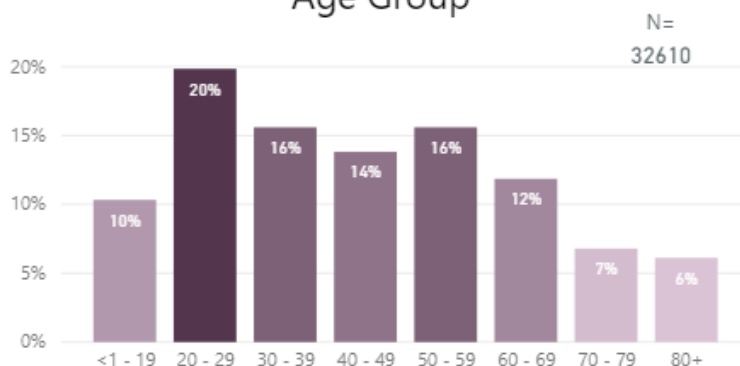
## Case Demographics

### Sex

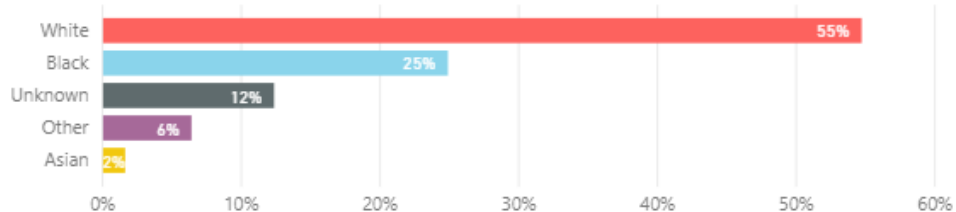
● Female ● Male



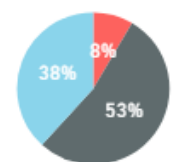
### Age Group



### Race

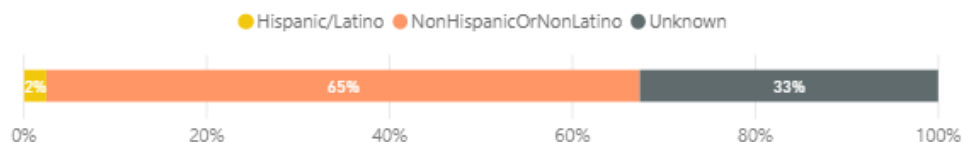


### Health Care Worker

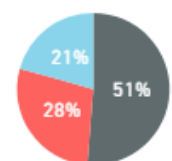


● Yes ● Unknown ● No

### Ethnicity

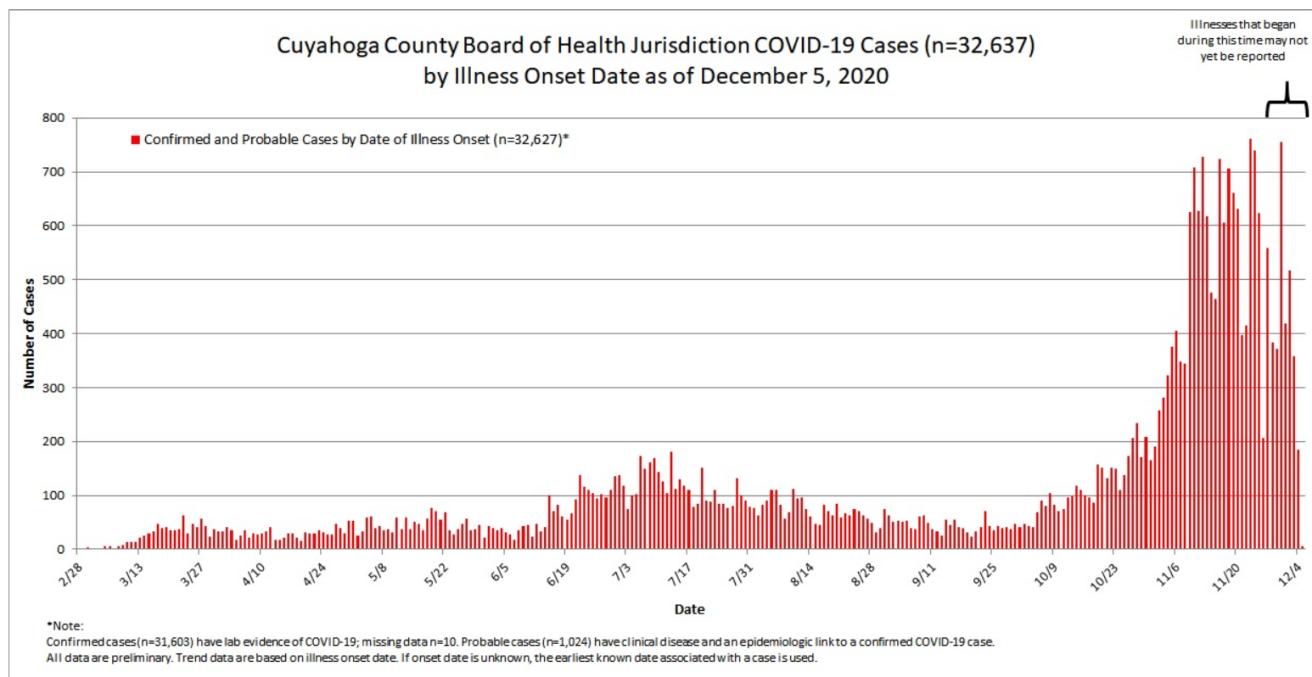


### Pre-Existing Condition

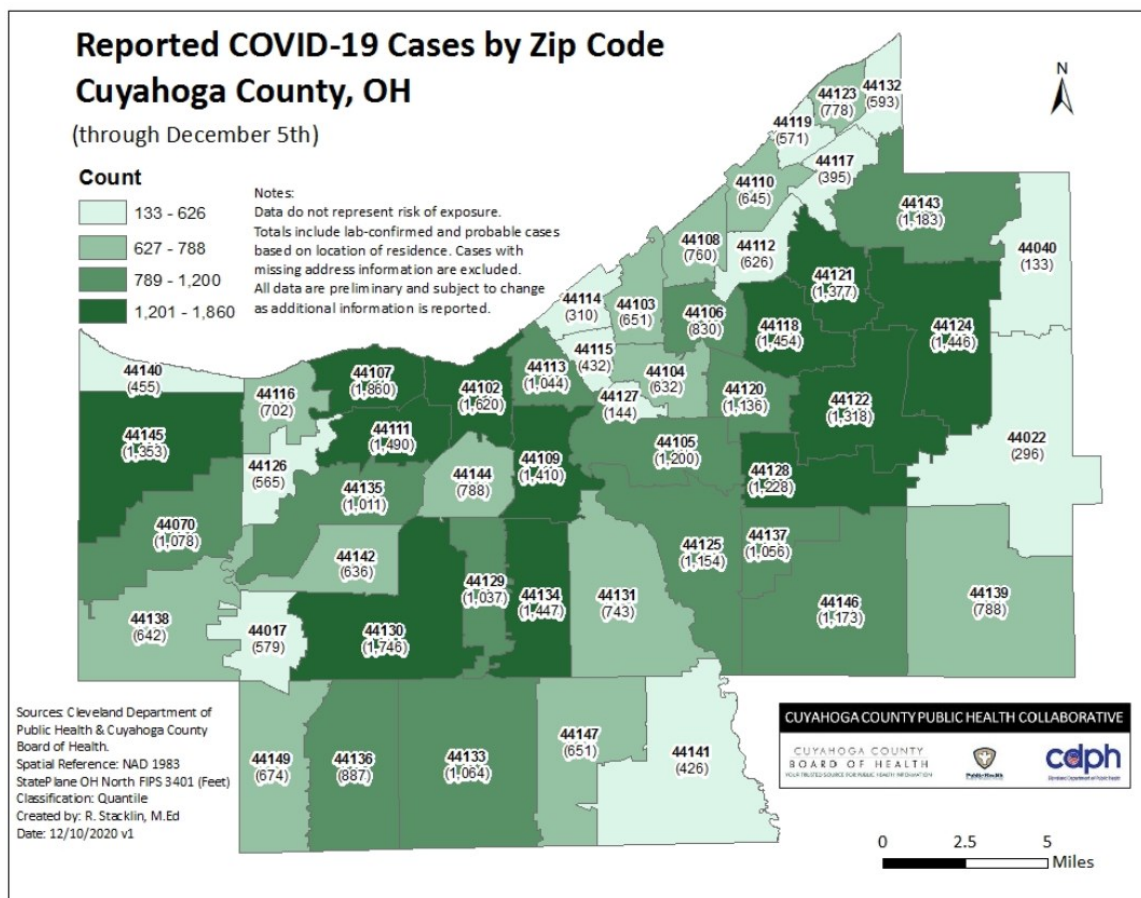


● Unknown ● Yes ● No

## Epi Curve



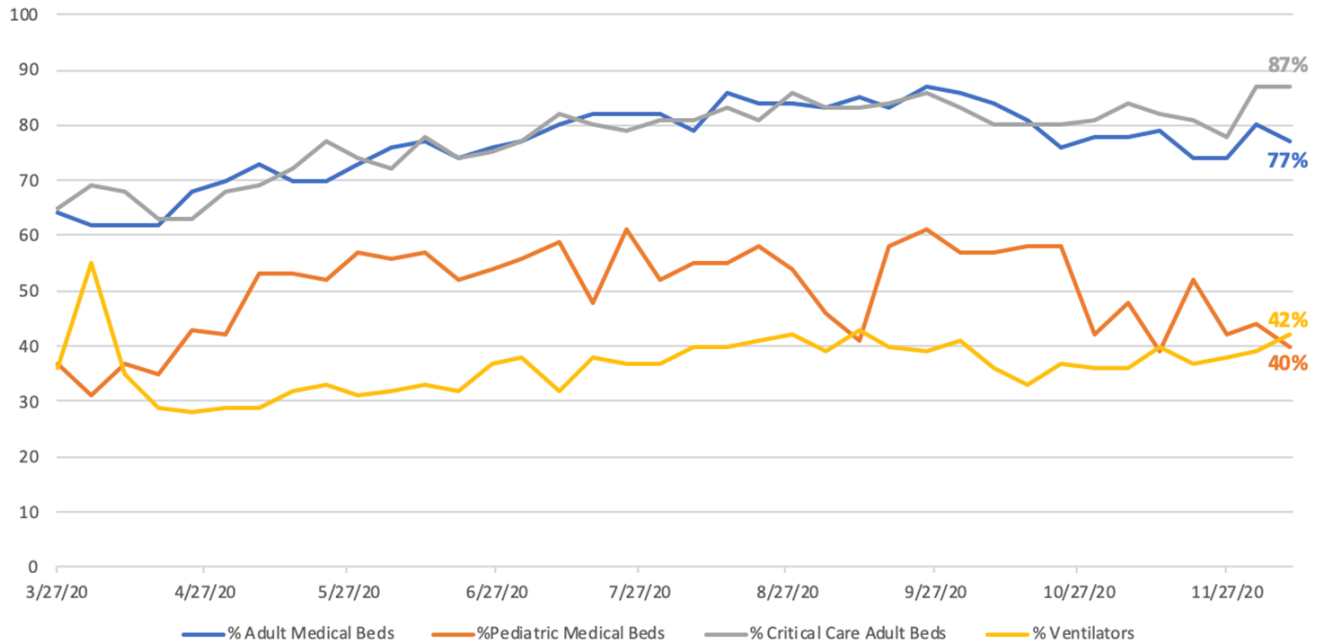
## Map of COVID-19 cases in Cuyahoga County (including City of Cleveland) by ZIP Code



## Cuyahoga County Data

### Hospital Utilization

Cuyahoga County Hospital Utilization  
As of December 10, 2020



### Hospital Testing

#### PCR Testing for SARS-CoV-2 via Cuyahoga County hospital facilities

MMWR Week	Total Tests	% Positive
11/8-11/14	37,318	20.5%
11/15-11/21	44,429	21.4%
11/22-11/28	38,407	24.9%
11/29-12/05	37,826	25.5%

### Nursing Home Testing

#### COVID-19 RT-PCR Testing in Cuyahoga County nursing homes via Centers for Medicare & Medicaid Services

Reporting Period	Total Tests	% Positive
11/19-12/02	31,889	15.0%

Report Notes: December 11, 2020

Data are through 12/05/2020 unless otherwise noted.

Analyses were conducted by R. Stacklin, S. Szabo, T. Khaled, S. Zelenskiy, S. Smith, & H. Gullett. All data are preliminary and subject to change as additional information is reported.

CUYAHOGA COUNTY  
BOARD OF HEALTH  
YOUR TRUSTED SOURCE FOR PUBLIC HEALTH INFORMATION

5550 Venture Drive Parma, Ohio 44130  
216-201-2000 [www.ccbh.net](http://www.ccbh.net)