



Cuyahoga County COVID-19 Report — MMWR Week 48

Cuyahoga County Board of Health Jurisdiction Data

Case Overview			Weekly Trends
Total Cases***	28450	100.0%	New Cases Reported**  More than previous week
Total Hospitalizations	2045	7.2%	
Total ICU Admissions	467	1.6%	New Deaths Reported**  More than previous week
Total Deaths***	716	2.5%	
Total Presumed Recovered*	20180	70.9%	

*Measure changed to ODH definition 8/2020

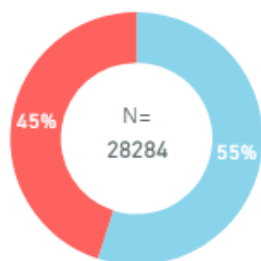
***Numbers include lab-confirmed & probable cases

**Reporting period changed to MMWR weeks 11/2020

Case Demographics

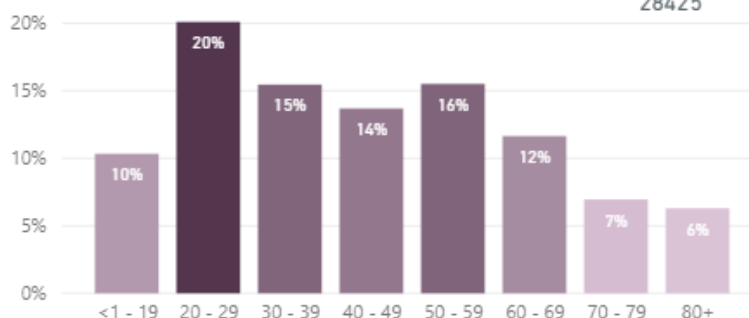
Sex

Female Male

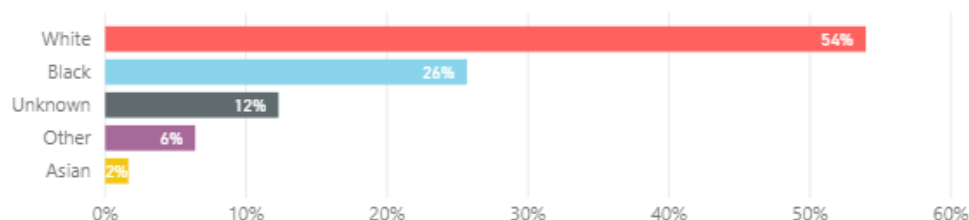


Age Group

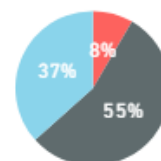
N=28425



Race



Health Care Worker



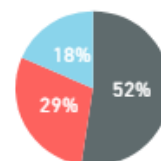
Yes Unknown No

Ethnicity

Hispanic/Latino NonHispanicOrNonLatino Unknown



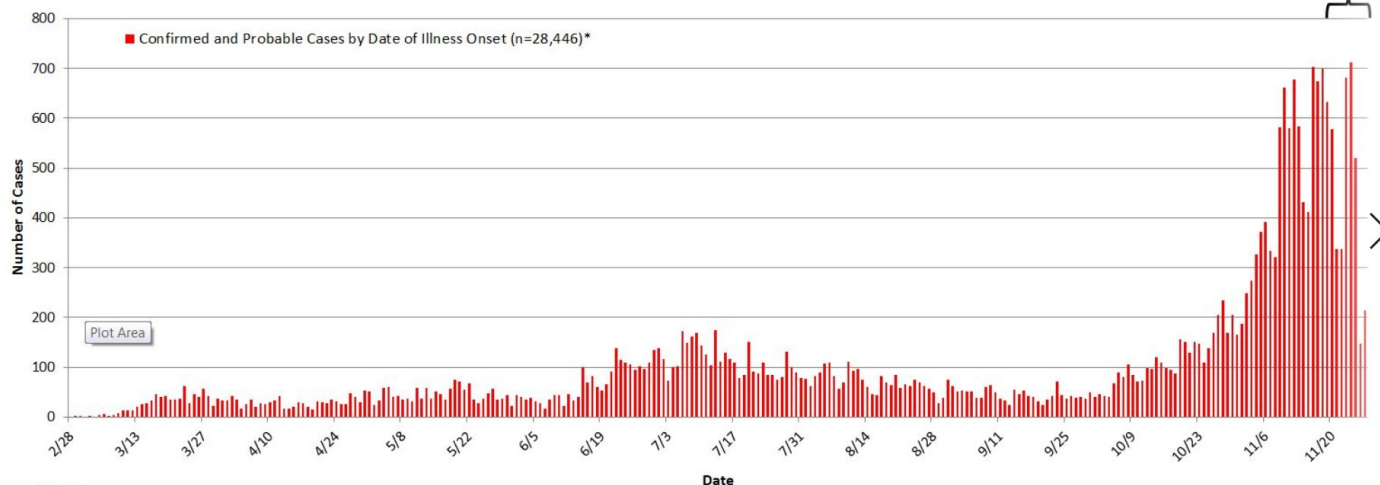
Pre-Existing Condition



Unknown Yes No

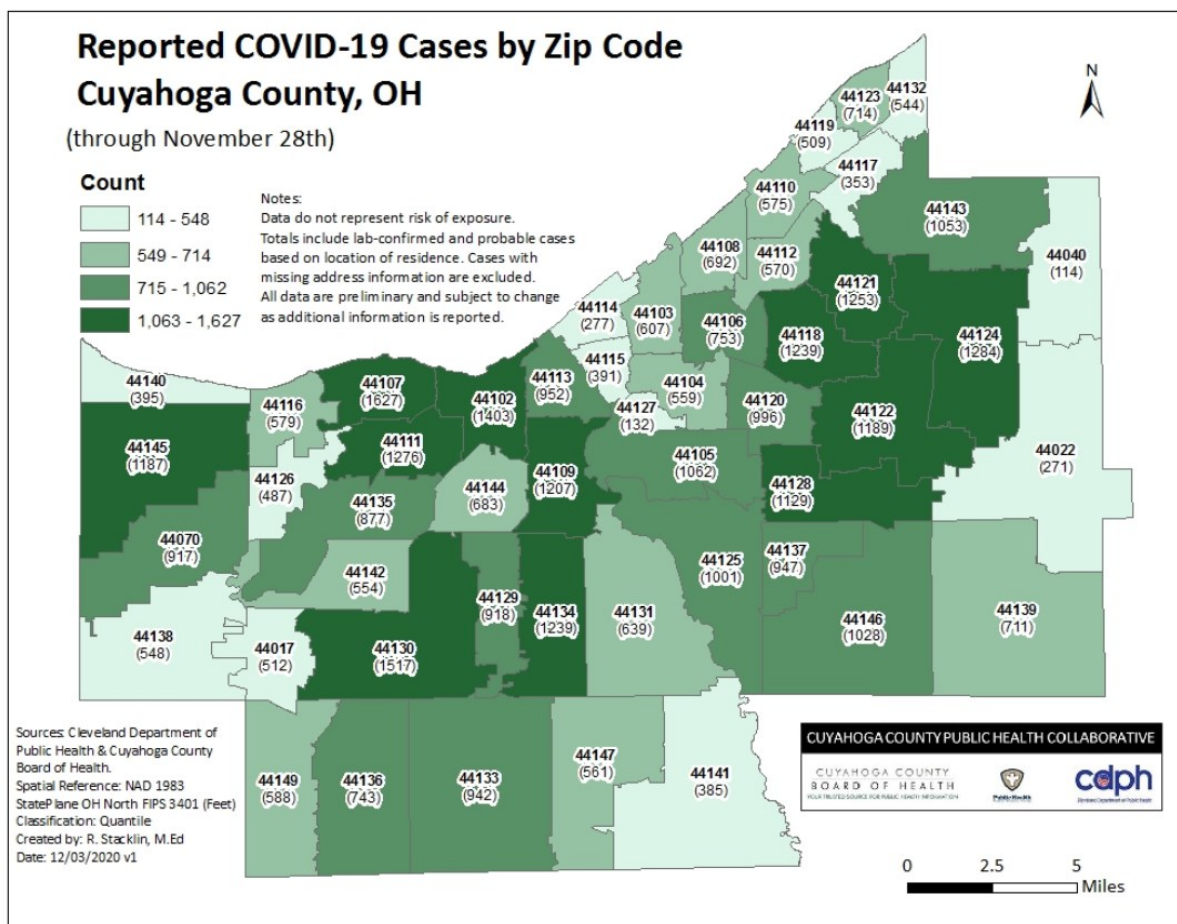
Epi Curve

Cuyahoga County Board of Health Jurisdiction COVID-19 Cases (n=28,450)
by Illness Onset Date as of November 28, 2020



*Note:
Confirmed cases (n=27,448) have lab evidence of COVID-19; missing data n=4. Probable cases (n=998) have clinical disease and an epidemiologic link to a confirmed COVID-19 case.
All data are preliminary. Trend data are based on illness onset date. If onset date is unknown, the earliest known date associated with a case is used.

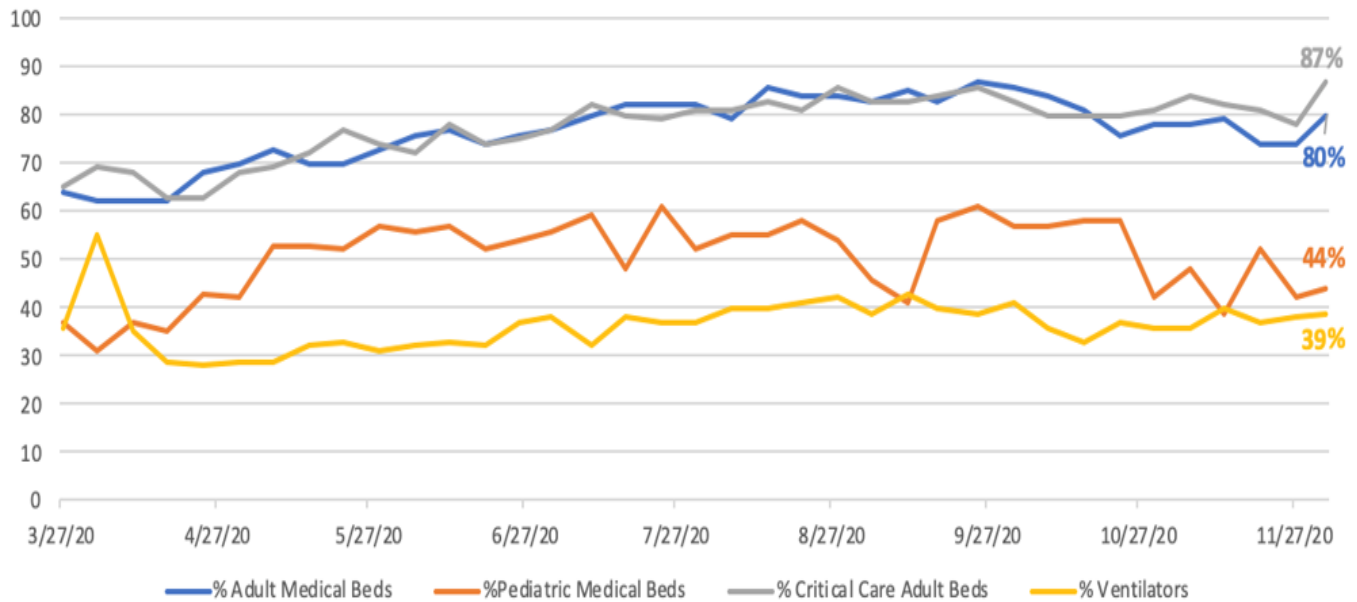
Map of COVID-19 cases in Cuyahoga County (including City of Cleveland) by ZIP Code



Cuyahoga County Data

Hospital Utilization

Cuyahoga County Hospital Utilization
As of December 3, 2020



Hospital Testing

PCR Testing for SARS-CoV-2 via Cuyahoga County hospital facilities

MMWR Week	Total Tests	% Positive
11/1-11/7	28,901	14.9%
11/8-11/14	37,318	20.5%
11/15-11/21	44,429	21.4%
11/22-11/28	38,407	24.9%

Nursing Home Testing

COVID-19 RT-PCR Testing in Cuyahoga County nursing homes via Centers for Medicare & Medicaid Services

Reporting Period	Total Tests	% Positive
11/12-11/25	31,249	14.2%

Report Notes: December 4, 2020

Data are through 11/28/2020 unless otherwise noted.

Analyses were conducted by R. Stacklin, S. Szabo, T. Khaled, S. Zelenskiy, S. Smith, & H. Gullett. All data are preliminary and subject to change as additional information is reported.

CUYAHOGA COUNTY
BOARD OF HEALTH
YOUR TRUSTED SOURCE FOR PUBLIC HEALTH INFORMATION

5550 Venture Drive Parma, Ohio 44130
216-201-2000 www.ccbh.net