



Cuyahoga County COVID-19 Report — MMWR Week 47

Cuyahoga County Board of Health Jurisdiction Data

Case Overview			Weekly Trends
Total Cases***	23445	100.0%	New Cases Reported**  More than previous week
Total Hospitalizations	1995	8.5%	
Total ICU Admissions	460	2.0%	New Deaths Reported**  Less than previous week
Total Deaths***	684	2.9%	
Total Presumed Recovered*	15702	67.0%	

*Measure changed to ODH definition 8/2020

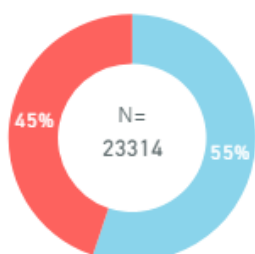
***Numbers include lab-confirmed & probable cases

**Reporting period changed to MMWR weeks 11/2020

Case Demographics

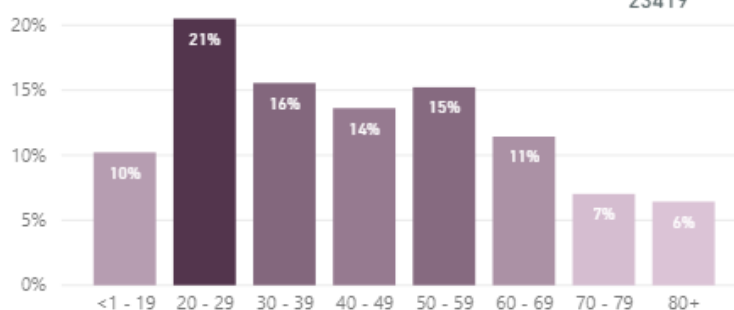
Sex

Female Male

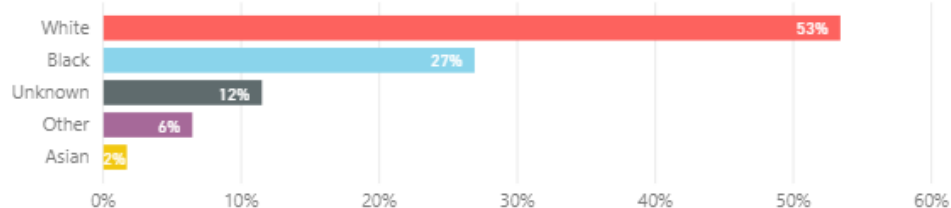


Age Group

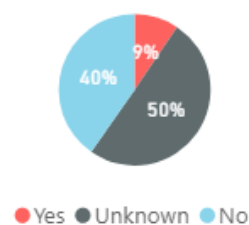
N=23419



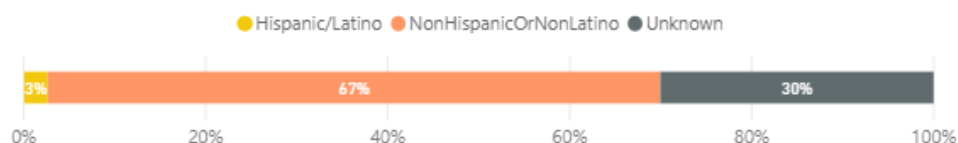
Race



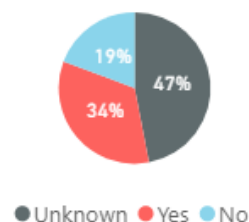
Health Care Worker



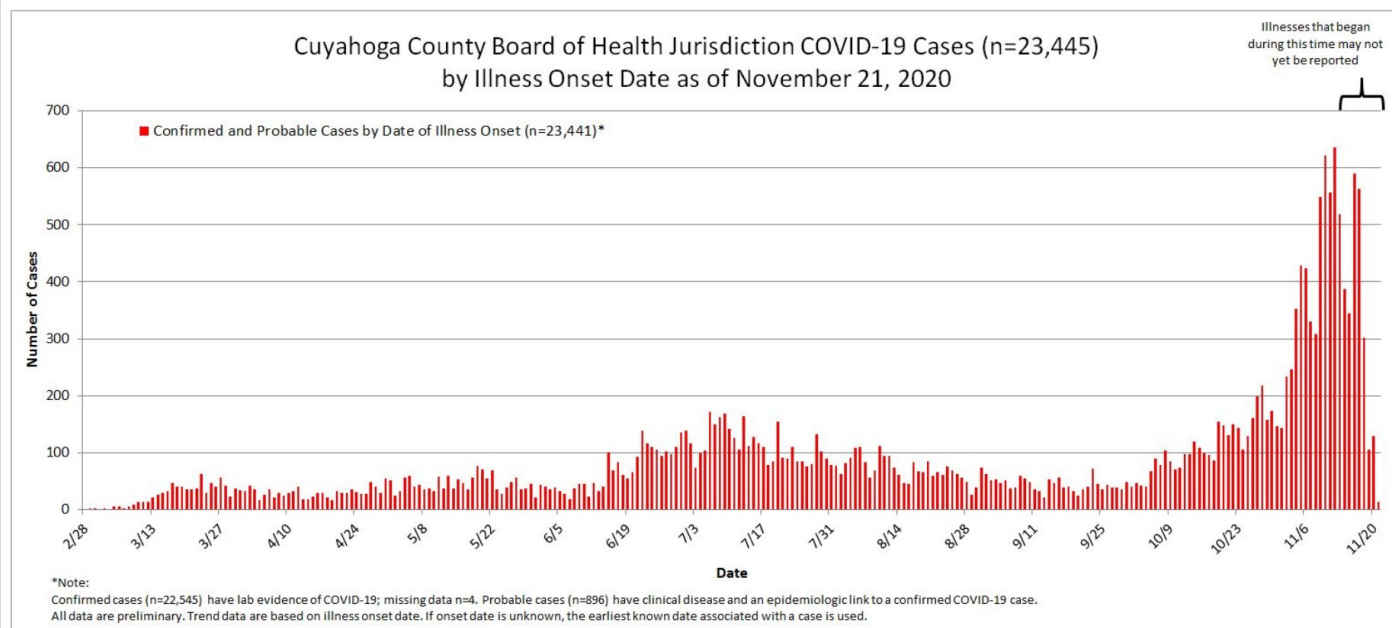
Ethnicity



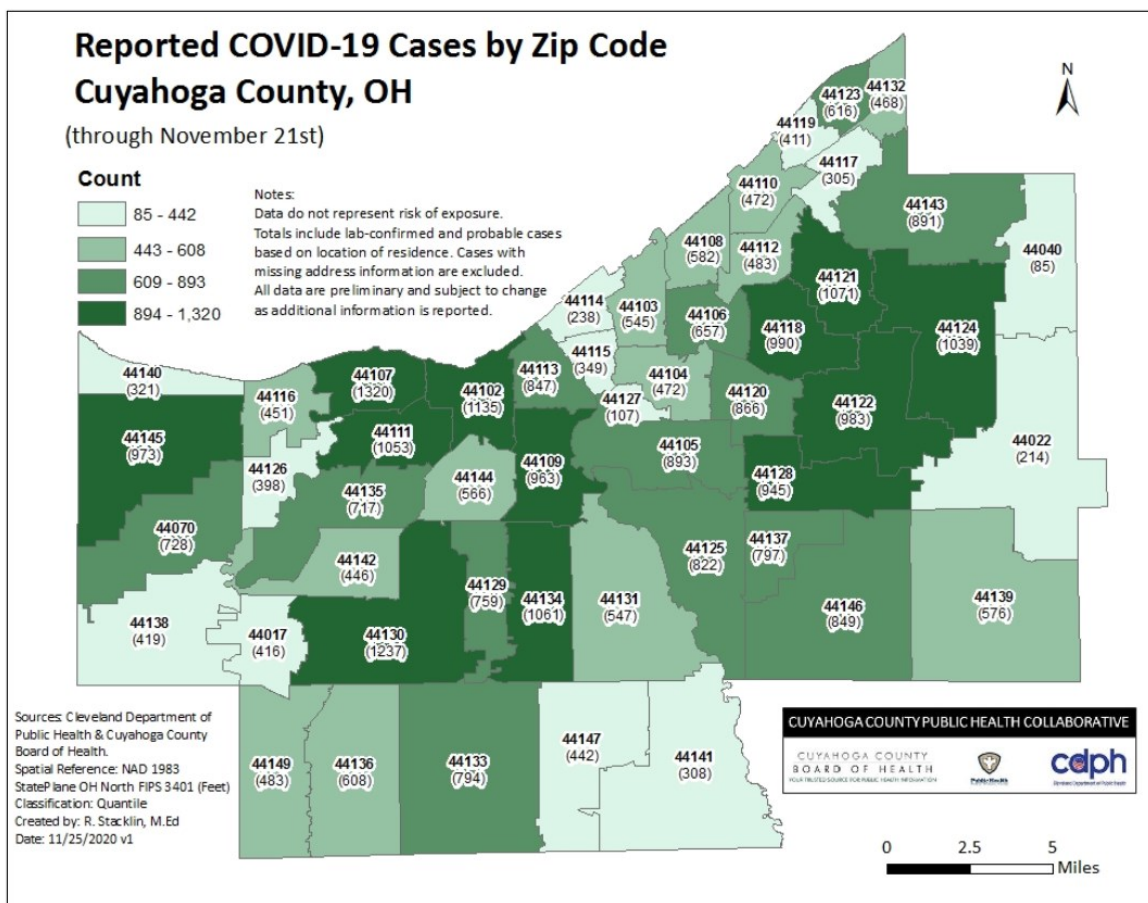
Pre-Existing Condition



Epi Curve

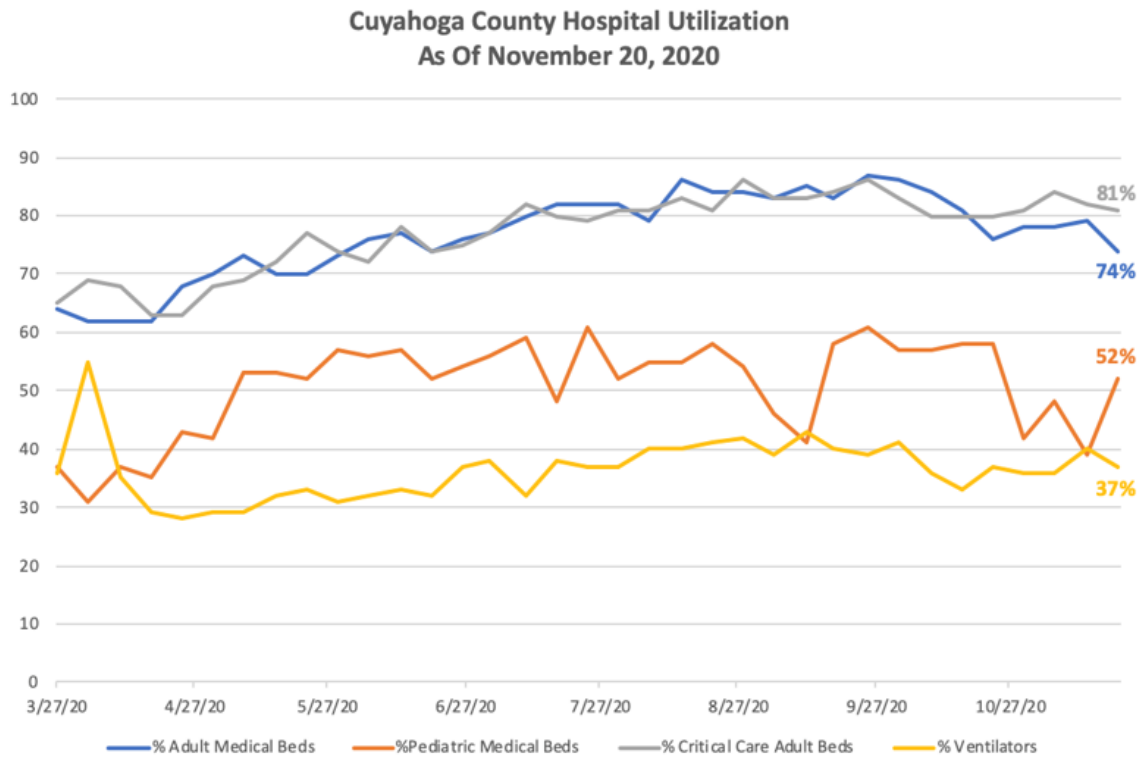


Map of COVID-19 cases in Cuyahoga County (including City of Cleveland) by ZIP Code



Cuyahoga County Data

Hospital Utilization



Hospital Testing

PCR Testing for SARS-CoV-2 via Cuyahoga County hospital facilities

MMWR Week	Total Tests	% Positive
10/25-10/31	25,853	9.3%
11/1-11/7	28,901	14.9%
11/8-11/14	37,318	20.5%
11/15-11/21	44,429	21.4%

Nursing Home Testing

COVID-19 RT-PCR Testing in Cuyahoga County nursing homes via Centers for Medicare & Medicaid Services

Reporting Period	Total Tests	% Positive
11/05-11/18	27,877	13.0%

Report Notes: November 25, 2020

Data are through 11/21/2020 unless otherwise noted.

Analyses were conducted by R. Stacklin, S. Szabo, T. Khaled, S. Zelenskiy, S. Smith, & H. Gullett. All data are preliminary and subject to change as additional information is reported.

**CUYAHOGA COUNTY
BOARD OF HEALTH**
YOUR TRUSTED SOURCE FOR PUBLIC HEALTH INFORMATION

5550 Venture Drive Parma, Ohio 44130
216-201-2000 www.ccbh.net