

Cuyahoga County COVID-19 Report — MMWR Week 46

Cuyahoga County Board of Health Jurisdiction Data

Case Overview			Weekly Trends
Total Cases***	19926	100.0%	New Cases Reported** ▲ More than previous week
Total Hospitalizations	1886	9.5%	New Deaths Reported** ▲ More than previous week
Total ICU Admissions	439	2.2%	
Total Deaths***	664	3.3%	
Total Presumed Recovered*	14562	73.1%	

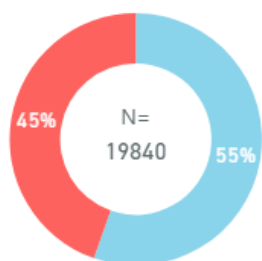
*Measure changed to ODH definition 8/2020
***Numbers include lab-confirmed & probable cases

**Reporting period changed to MMWR weeks 11/2020

Case Demographics

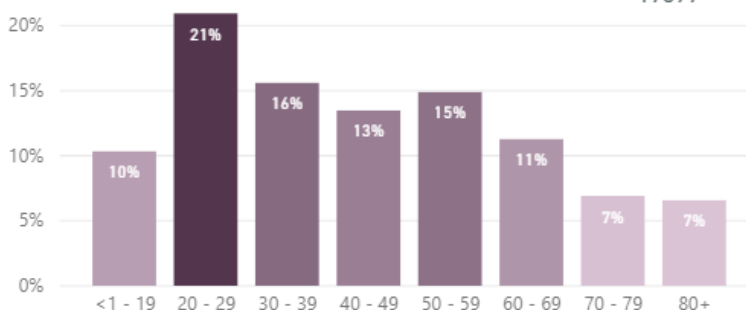
Sex

● Female ● Male

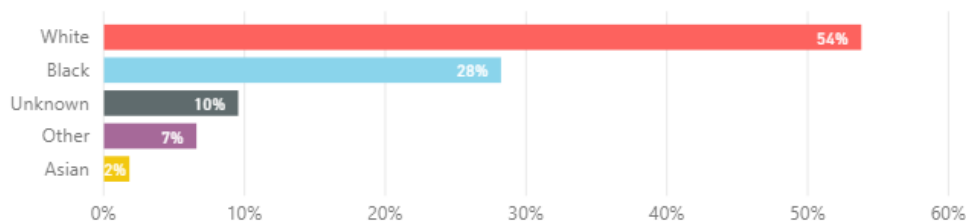


Age Group

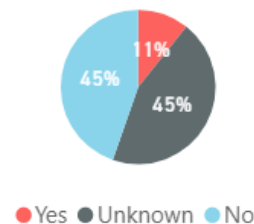
N=19899



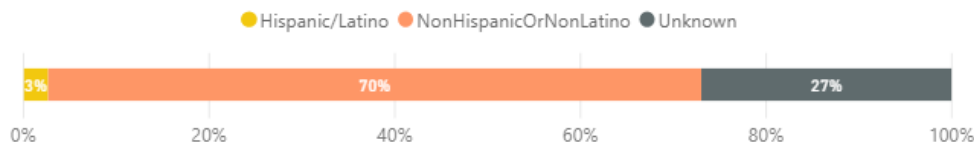
Race



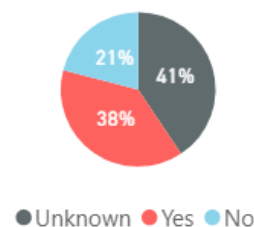
Health Care Worker



Ethnicity

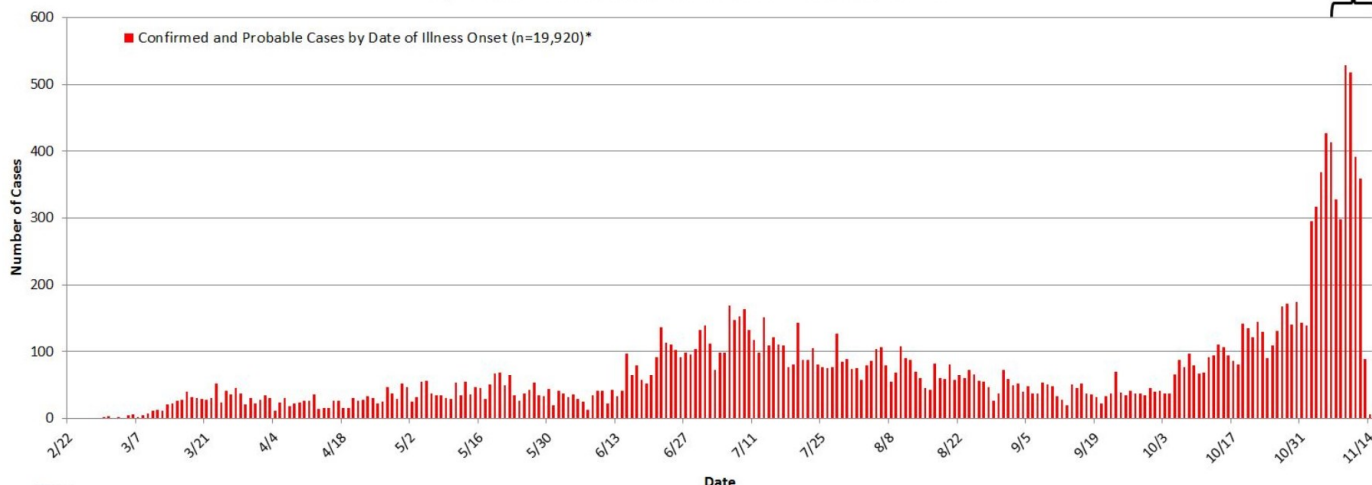


Pre-Existing Condition



Epi Curve

Cuyahoga County Board of Health Jurisdiction COVID-19 Cases (n=19,926)
by Illness Onset Date as of November 14, 2020



Illnesses that began during this time may not yet be reported

*Note:

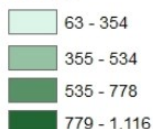
Confirmed cases (n=19,110) have lab evidence of COVID-19; missing data n=6. Probable cases (n=810) have clinical disease and an epidemiologic link to a confirmed COVID-19 case. All data are preliminary. Trend data are based on illness onset date. If onset date is unknown, the earliest known date associated with a case is used.

Map of COVID-19 cases in Cuyahoga County (including City of Cleveland) by ZIP Code

Reported COVID-19 Cases by Zip Code Cuyahoga County, OH

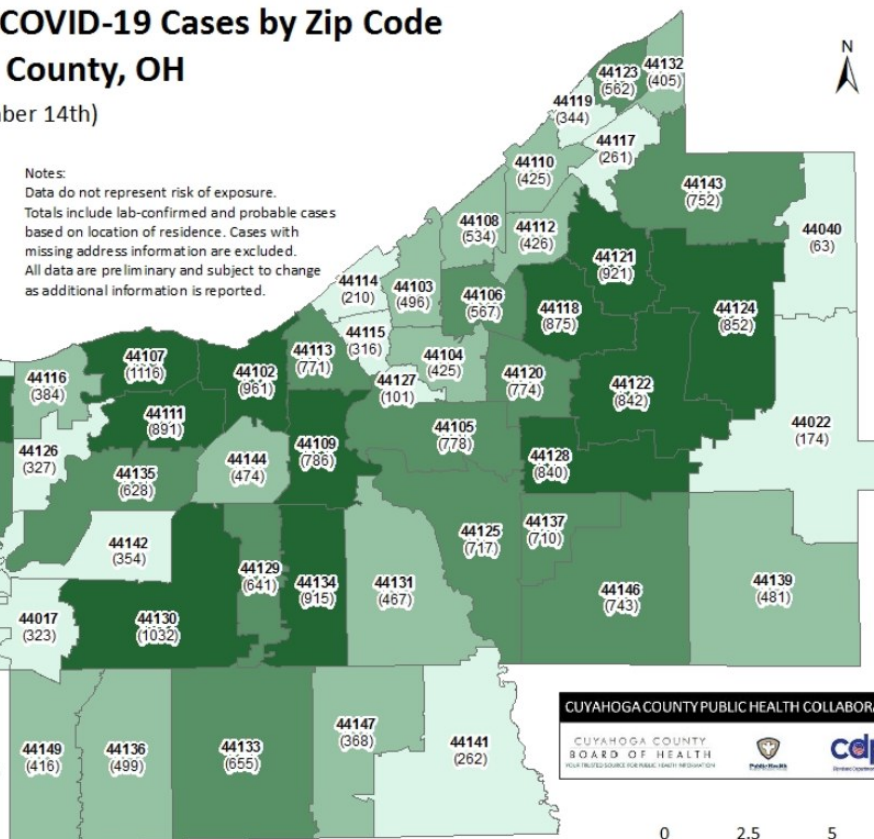
(through November 14th)

Count



Notes:
Data do not represent risk of exposure.
Totals include lab-confirmed and probable cases based on location of residence. Cases with missing address information are excluded.
All data are preliminary and subject to change as additional information is reported.

Sources: Cleveland Department of Public Health & Cuyahoga County Board of Health.
Spatial Reference: NAD 1983
StatePlane OH North FIPS 3401 (Feet)
Classification: Quantile
Created by: R. Stacklin, M.Ed
Date: 11/19/2020 v1



CUYAHOGA COUNTY PUBLIC HEALTH COLLABORATIVE

CUYAHOGA COUNTY BOARD OF HEALTH

YOUR TRUSTED SOURCE FOR PUBLIC HEALTH INFORMATION

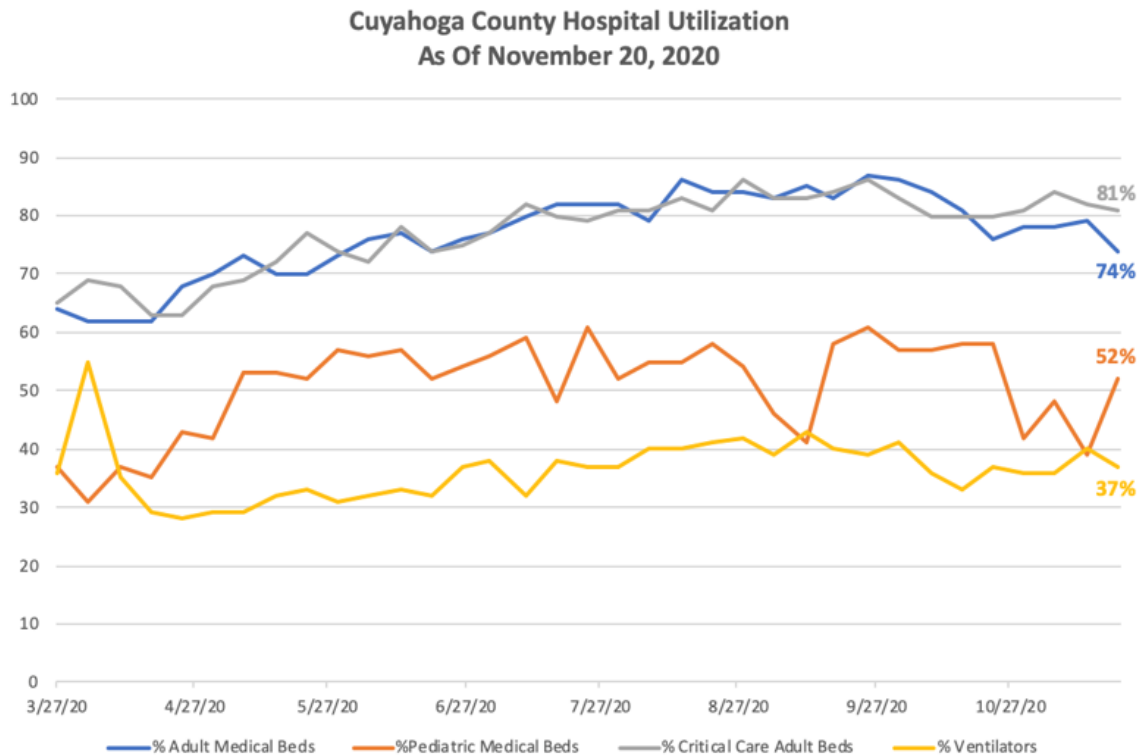
Public Health

cdph

0 2.5 5 Miles

Cuyahoga County Data

Hospital Utilization



Hospital Testing

PCR Testing for SARS-CoV-2 via Cuyahoga County hospital facilities

MMWR Week	Total Tests	% Positive
10/25-10/31	25,853	9.3%
11/1-11/7	28,901	14.9%
11/8-11/14	37,318	20.5%

Nursing Home Testing

COVID-19 RT-PCR Testing in Cuyahoga County nursing homes via Centers for Medicare & Medicaid Services

Reporting Period	Total Tests	% Positive
10/29-11/11	25,163	10.1%

Report Notes: November 20, 2020

Data are through 11/14/2020 unless otherwise noted.

Analyses were conducted by R. Stacklin, S. Szabo, T. Khaled, S. Zelenskiy, S. Smith, & H. Gullett. All data are preliminary and subject to change as additional information is reported.

**CUYAHOGA COUNTY
BOARD OF HEALTH**
YOUR TRUSTED SOURCE FOR PUBLIC HEALTH INFORMATION

5550 Venture Drive Parma, Ohio 44130
216-201-2000 www.ccbh.net