



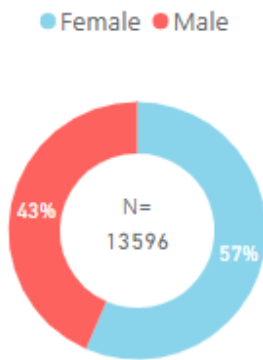
Cuyahoga County COVID-19 Report – October 23, 2020

Cuyahoga County Board of Health Jurisdiction Data

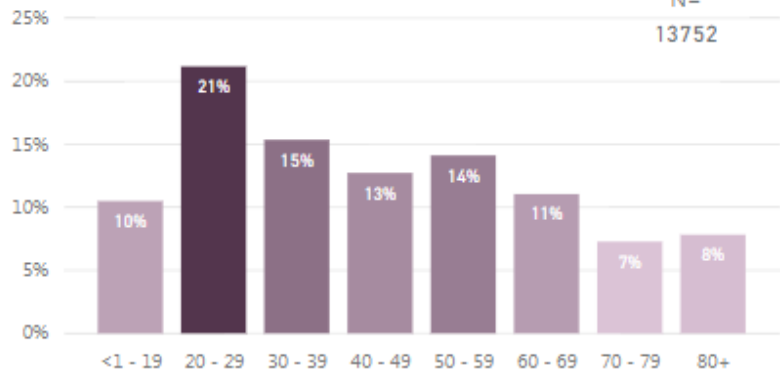
Case Overview			Weekly Trends	
Total Cases	13771	100.0%	New Cases Reported  More than previous week	
Lab-confirmed	12668	92.0%		
Probable	1103	8.0%		
Total Hospitalizations	1276	9.3%	New Deaths Reported  Fewer than previous week	
Total ICU Admissions	298	2.2%		
Total Deaths	593	4.3%		
Lab-confirmed	565	4.1%	*Measure changed to ODH definition 8/2020 and is not comparable to earlier reports	
Probable	28	0.2%		
Total Presumed Recovered*	12030	87.4%		

Case Demographics

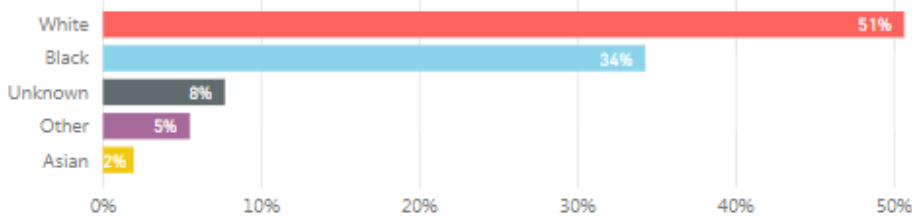
Sex



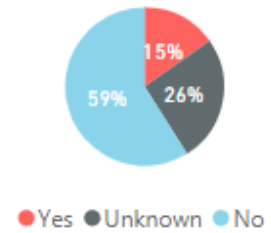
Age Group



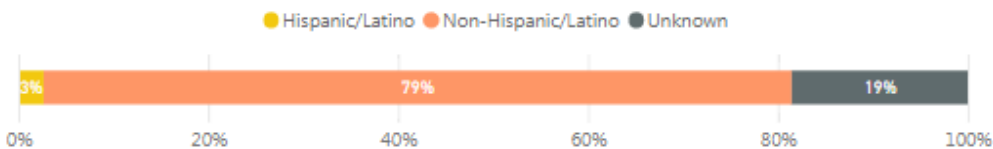
Race



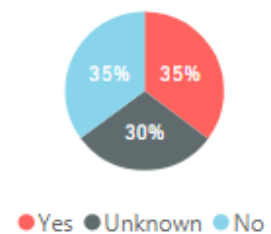
Health Care Worker



Ethnicity

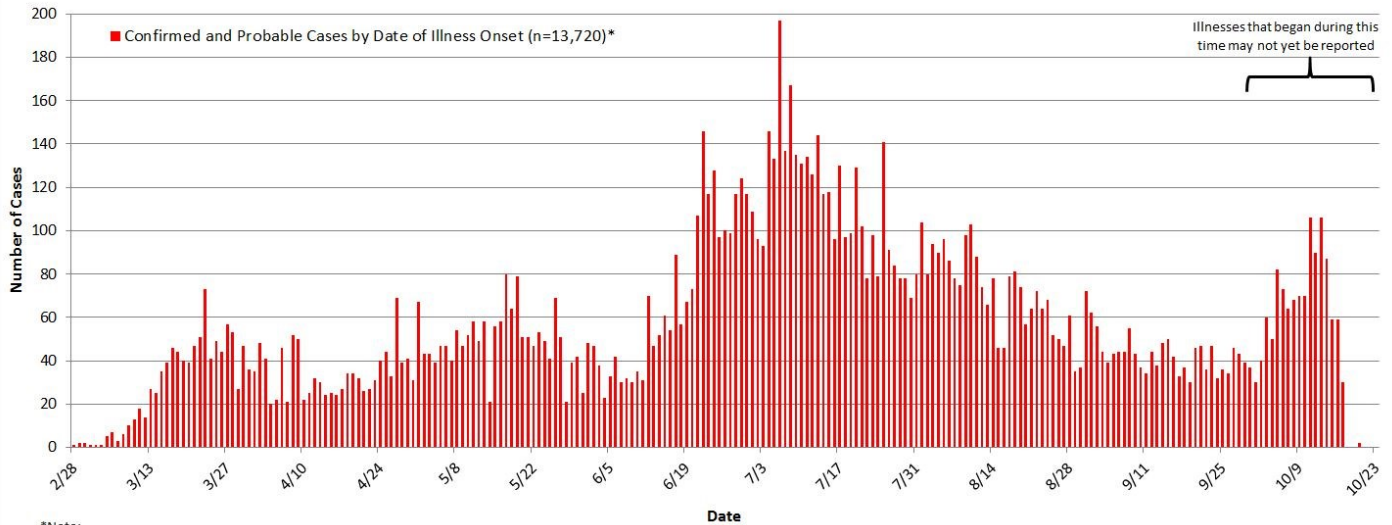


Pre-Existing Condition



Epi Curve

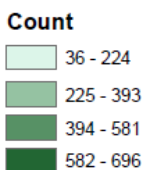
Cuyahoga County Board of Health Jurisdiction COVID-19 Cases (n=13,771)
by Illness Onset Date as of October 22, 2020



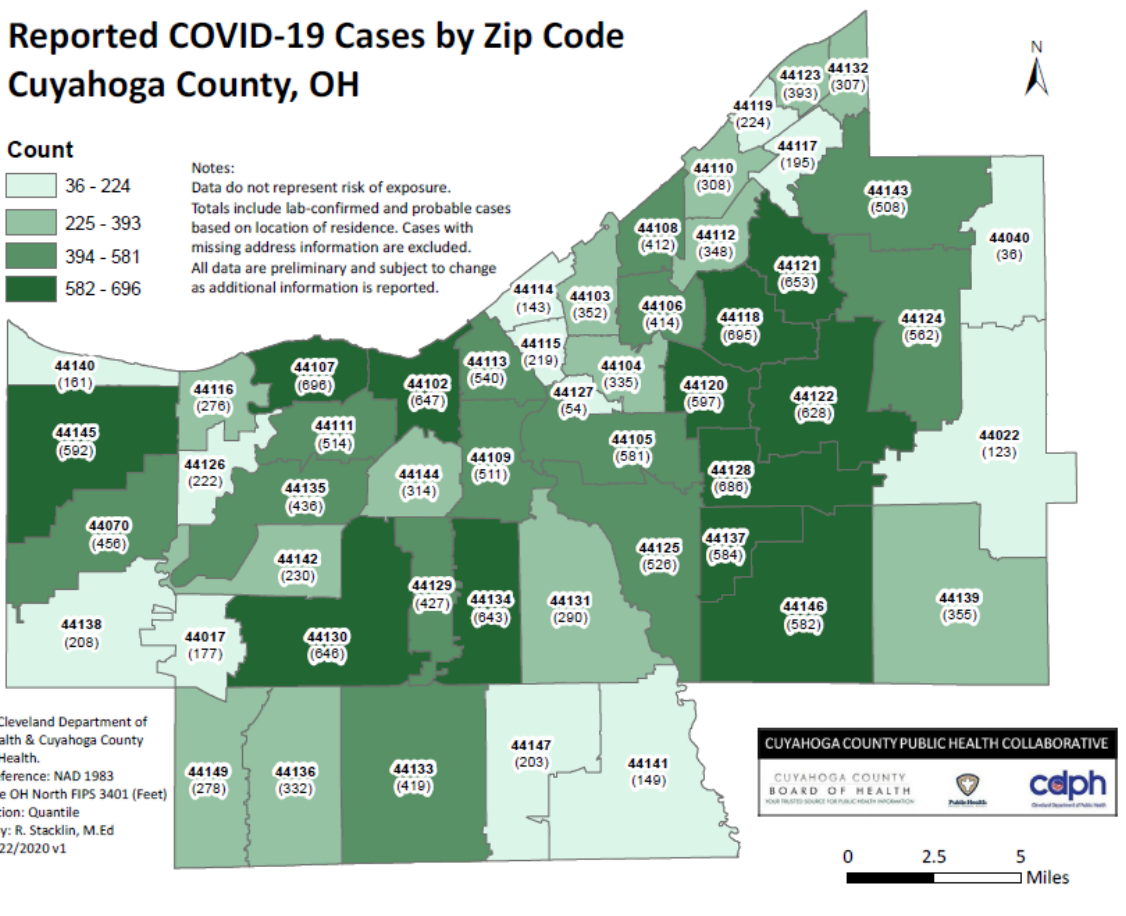
*Note:
Confirmed cases (n=12,662) have lab evidence of COVID-19; missing data n=6. Illness onset date was calculated for n=4,616.
Probable cases (n=1,058) have clinical disease and an epidemiologic link to a confirmed COVID-19 case; missing data n=45.

Map of COVID-19 cases in Cuyahoga County (including City of Cleveland) by ZIP Code

Reported COVID-19 Cases by Zip Code Cuyahoga County, OH



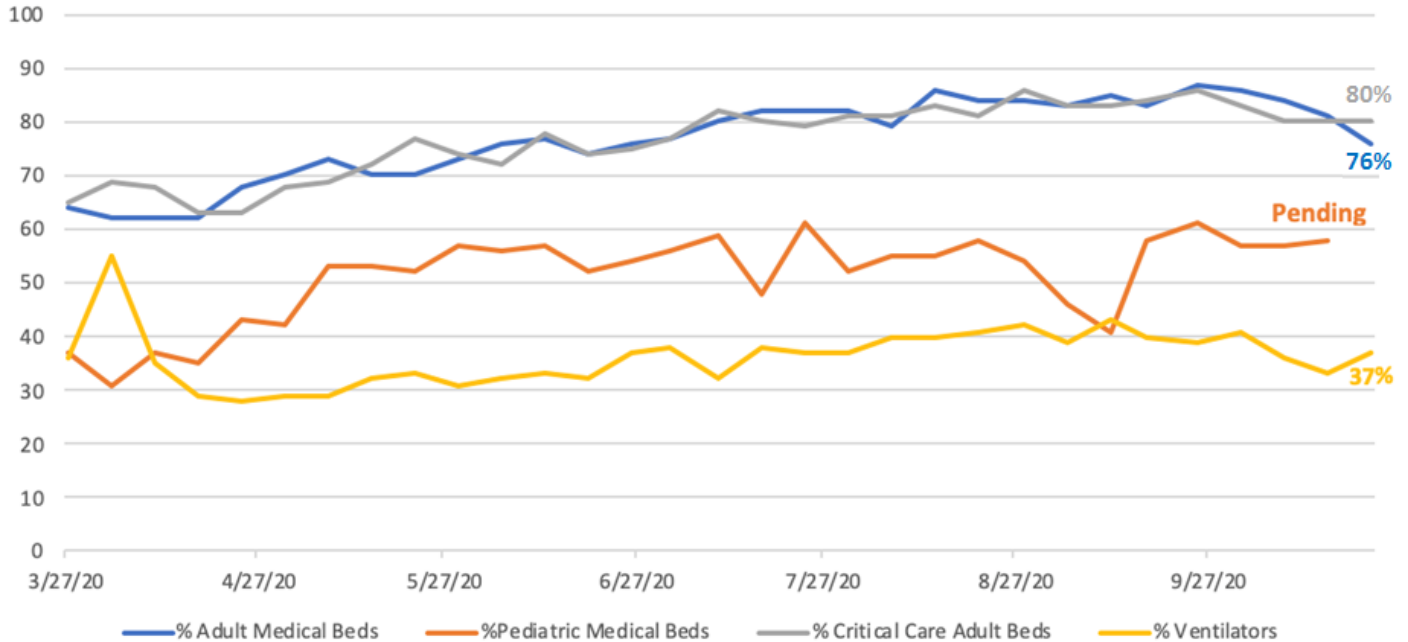
Notes:
Data do not represent risk of exposure.
Totals include lab-confirmed and probable cases based on location of residence. Cases with missing address information are excluded.
All data are preliminary and subject to change as additional information is reported.



Cuyahoga County Data

Hospital Utilization

Cuyahoga County Hospital Utilization
as of October 23, 2020



Hospital Testing

PCR Testing for SARS-CoV-2 via Cuyahoga County hospital facilities

Reporting Week	Total Tests	% Positive
9/23-9/29	20,287	2.5%
9/30-10/6	21,131	3.1%
10/7-10/13	21,357	3.8%
10/14-10/20	20,707	5.1%

Nursing Home Testing

COVID-19 RT-PCR Testing in Cuyahoga County nursing homes via Centers for Medicare & Medicaid Services

Reporting Period	Total Tests	% Positive
10/1-10/14	33,251	3.3%

Report Notes:

Analyses were conducted week of 10/18/2020 by R. Stacklin, S. Szabo, T. Khaled, S. Smith, & H. Gullett. All data are preliminary and subject to change as additional information is reported.

CUYAHOGA COUNTY
BOARD OF HEALTH
YOUR TRUSTED SOURCE FOR PUBLIC HEALTH INFORMATION

5550 Venture Drive Parma, Ohio 44130
216-201-2000 www.ccbh.net