

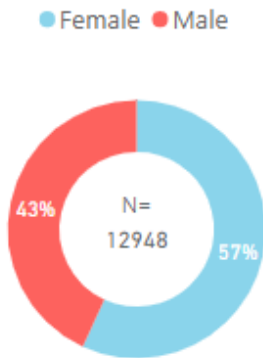
Cuyahoga County COVID-19 Report – October 16, 2020

Cuyahoga County Board of Health Jurisdiction Data

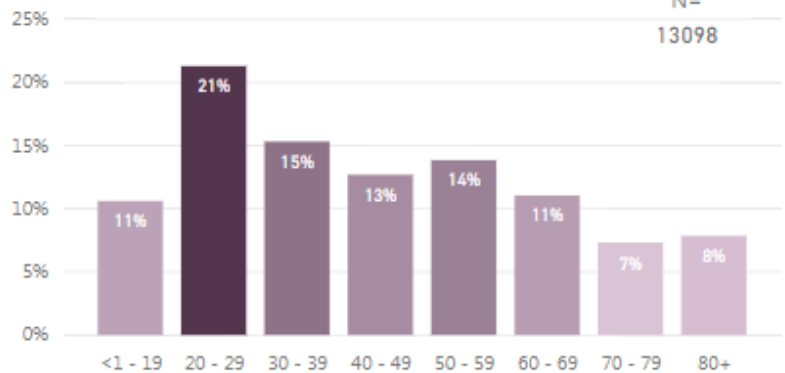
Case Overview			Weekly Trends
Total Cases	13107	100.0%	New Cases Reported ▲ More than previous week
Lab-confirmed	12013	91.7%	
Probable	1094	8.3%	New Deaths Reported ◀ Same as previous week
Total Hospitalizations	1250	9.5%	
Total ICU Admissions	297	2.3%	*Measure changed to ODH definition 8/2020 and is not comparable to earlier reports
Total Deaths	585	4.4%	
Lab-confirmed	557	4.2%	
Probable	28	0.2%	
Total Presumed Recovered*	11751	89.7%	

Case Demographics

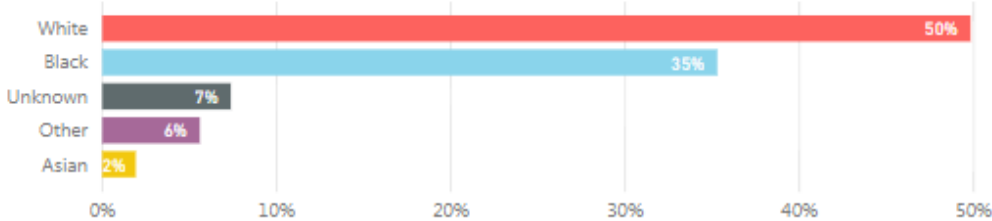
Sex



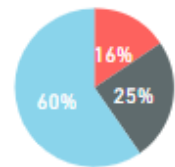
Age Group



Race

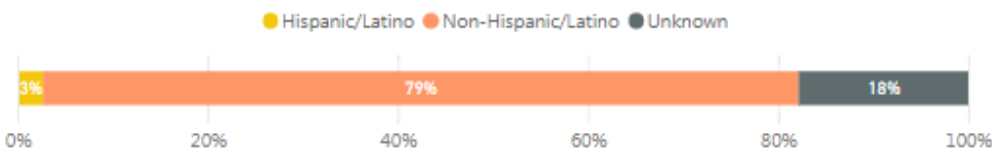


Health Care Worker

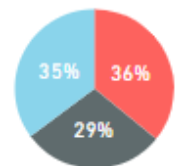


● Yes ● Unknown ● No

Ethnicity



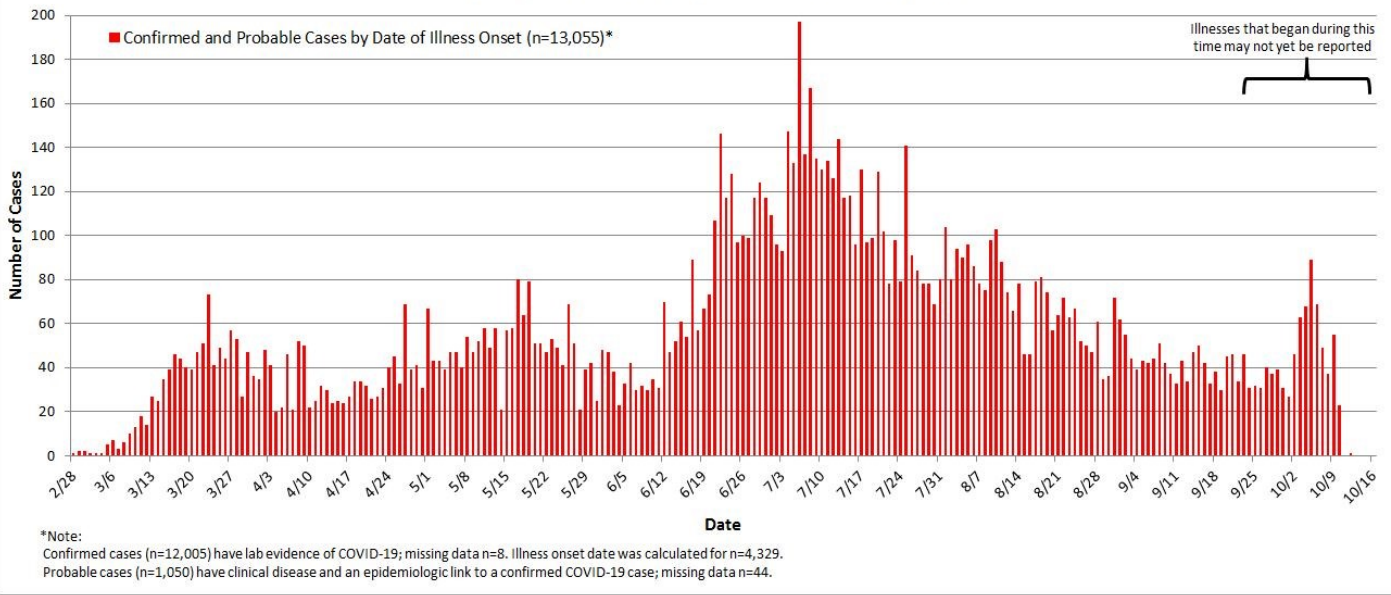
Pre-Existing Condition



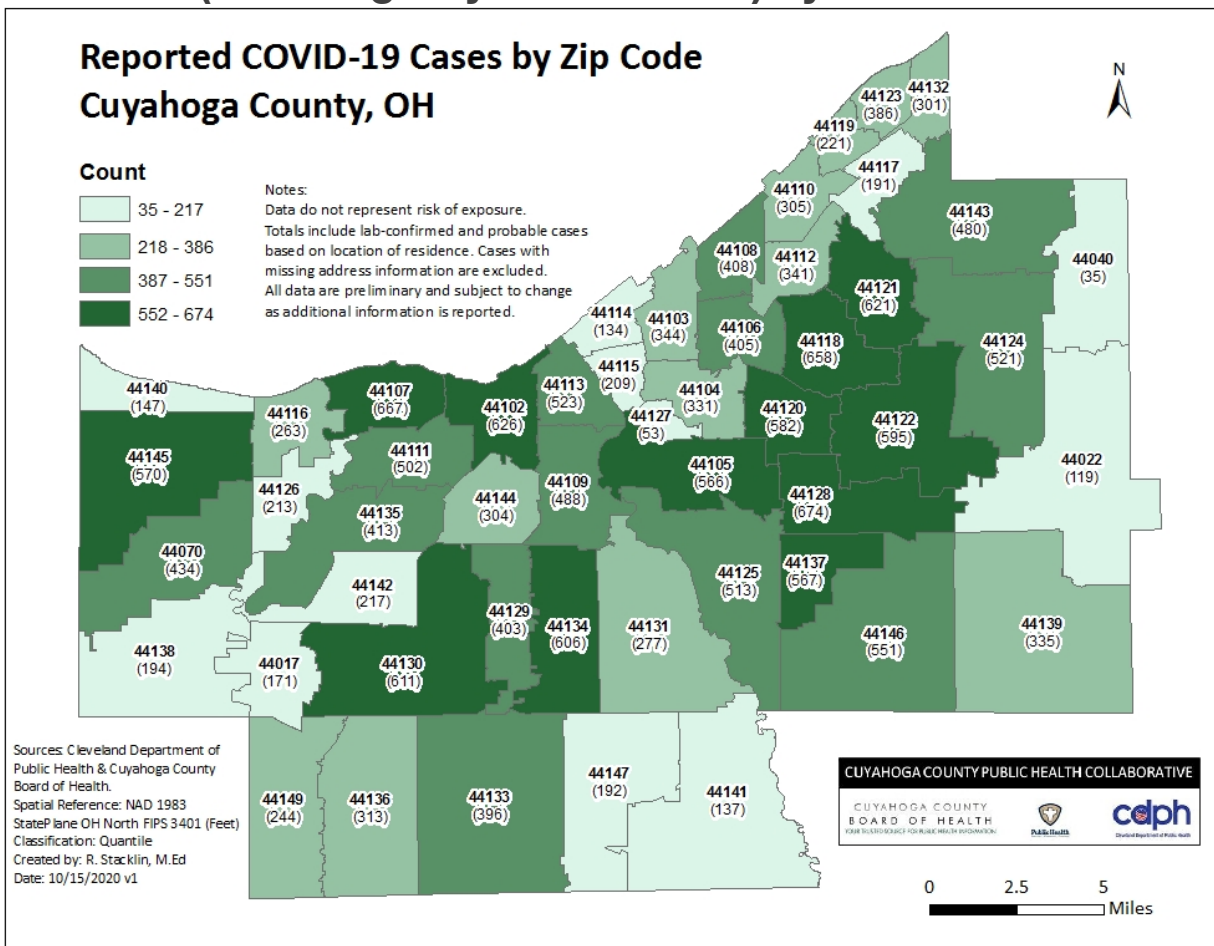
● Yes ● Unknown ● No

Epi Curve

Cuyahoga County Board of Health Jurisdiction COVID-19 Cases (n=13,107)
by Illness Onset Date as of October 15, 2020



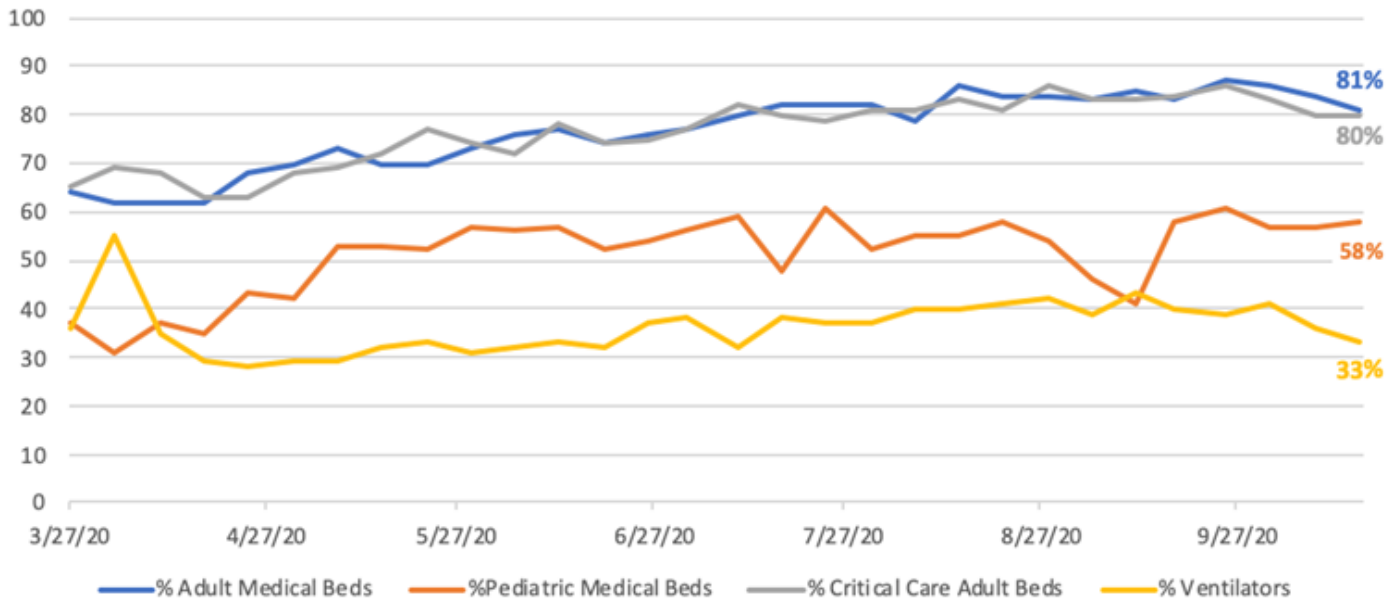
Map of COVID-19 cases in Cuyahoga County (including City of Cleveland) by ZIP Code



Cuyahoga County Data

Hospital Utilization

Cuyahoga County Hospital Utilization
as of October 16, 2020



Hospital Testing

PCR Testing for SARS-CoV-2 via Cuyahoga County hospital facilities

Reporting Week	Total Tests	% Positive
9/16-9/22	19,715	2.4%
9/23-9/29	20,287	2.5%
9/30-10/6	21,131	3.1%
10/7-10/13	21,357	3.8%

Nursing Home Testing

COVID-19 RT-PCR Testing in Cuyahoga County nursing homes via Centers for Medicare & Medicaid Services

Reporting Period	Total Tests	% Positive
9/24-10/7	31,585	2.7%

Report Notes:

Analyses were conducted week of 10/11/2020 by R. Stacklin, S. Szabo, T. Khaled, S. Smith, & H. Gullett. All data are preliminary and subject to change as additional information is reported.

CUYAHOGA COUNTY
BOARD OF HEALTH
YOUR TRUSTED SOURCE FOR PUBLIC HEALTH INFORMATION

5550 Venture Drive Parma, Ohio 44130
216-201-2000 www.ccbh.net