

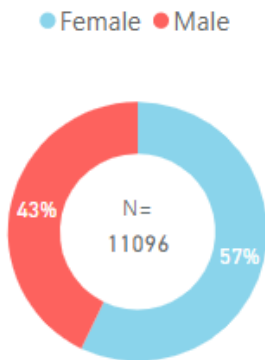
# Cuyahoga County COVID-19 Report – September 4, 2020

## Cuyahoga County Board of Health Jurisdiction Data

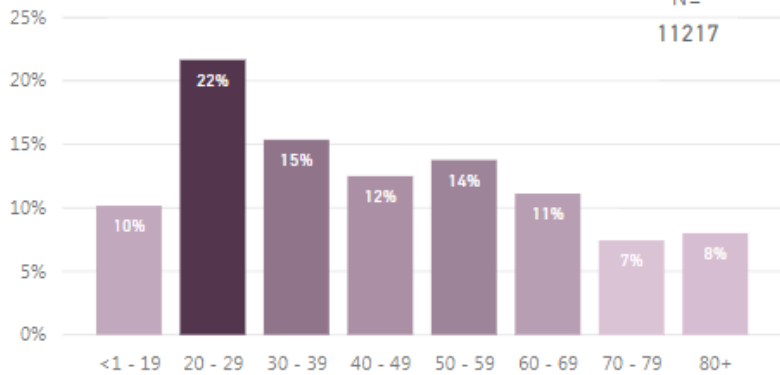
Case Overview			Weekly Trends	
Total Cases	11224	100.0%	▼ Fewer than previous week	New Cases Reported
Lab-confirmed	10223	91.1%		
Probable	1001	8.9%	▼ Fewer than previous week	New Deaths Reported
Total Hospitalizations	1141	10.2%		
Total ICU Admissions	280	2.5%	*Measure changed to ODH definition 8/2020 and is not comparable to earlier reports	
Total Deaths	492	4.4%		
Lab-confirmed	464	4.1%		
Probable	28	0.3%		
Total Presumed Recovered*	9755	86.9%		

### Case Demographics

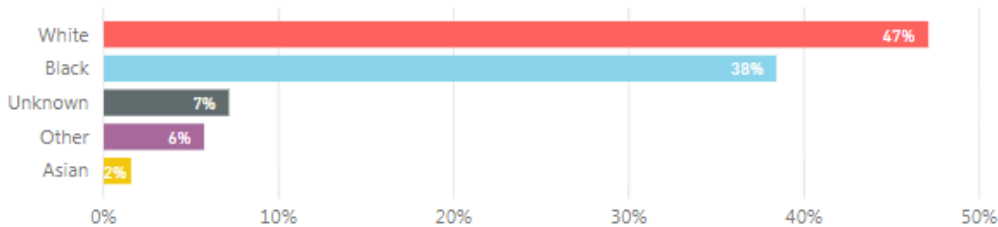
#### Sex



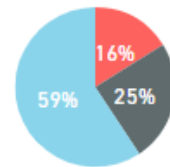
#### Age Group



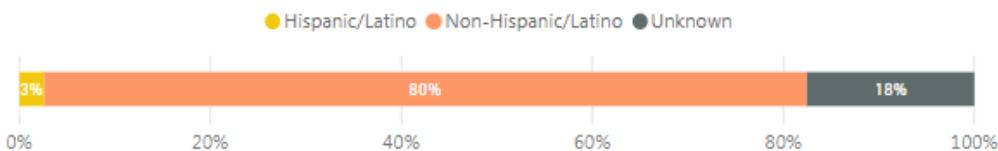
#### Race



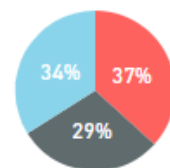
#### Health Care Worker



#### Ethnicity



#### Pre-Existing Condition



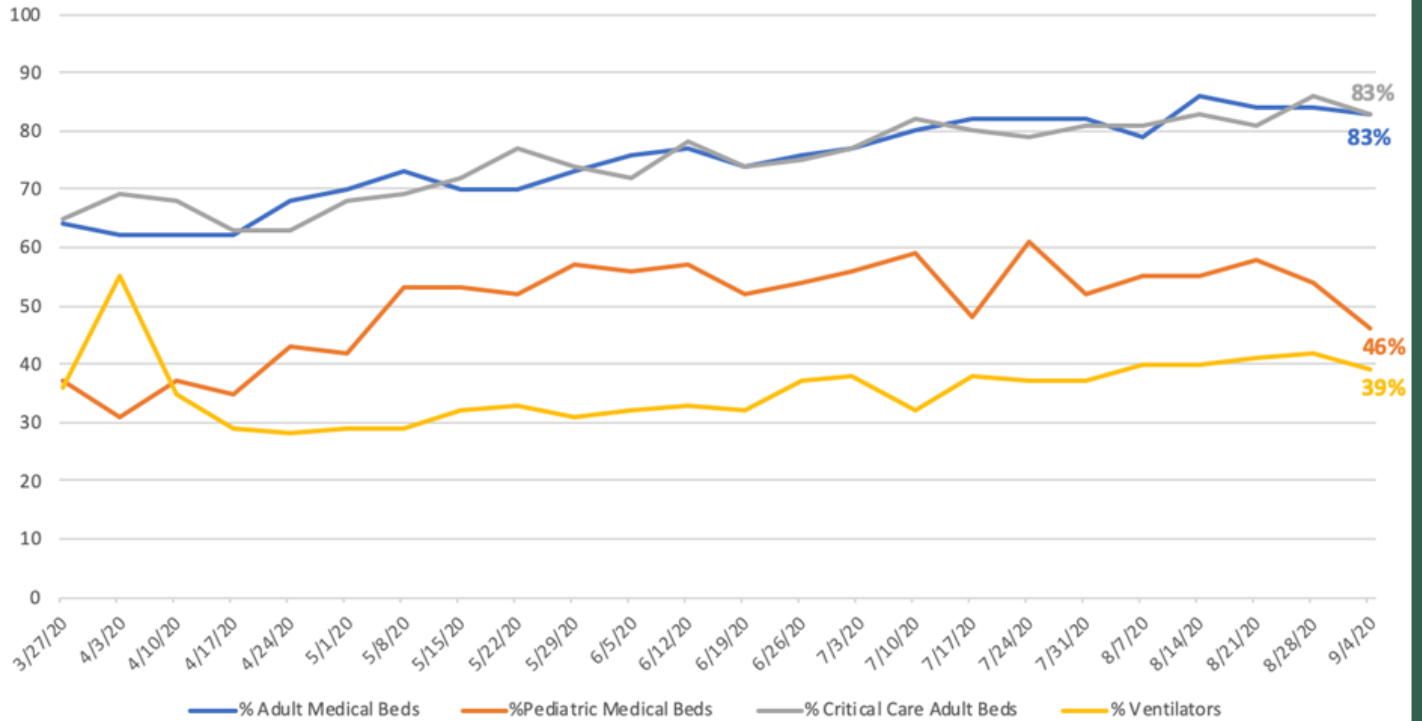
● Yes ● Unknown ● No



# Cuyahoga County Hospital Data

## Utilization

**Cuyahoga County Hospital Utilization  
as of September 4, 2020**



## Testing

### PCR Testing for SARS-CoV-2 via Cuyahoga County hospital facilities

August 2020 (inclusive)

Reporting Week	Total Tests	% Positive
7/29-8/4	20,366	5.4%
8/5-8/11	21,045	5.0%
8/12-8/18	20,241	4.0%
8/19-8/25	18,673	4.3%
8/26-9/1	17,686	4.0%

### Report Notes:

Analyses were conducted week of 8/30/2020 by S. Szabo, T. Khaled, S. Smith, & H. Gullett. All data are preliminary and subject to change as additional information is reported.

CUYAHOGA COUNTY  
BOARD OF HEALTH  
YOUR TRUSTED SOURCE FOR PUBLIC HEALTH INFORMATION

5550 Venture Drive Parma, Ohio 44130  
216-201-2000 www.ccbh.net