



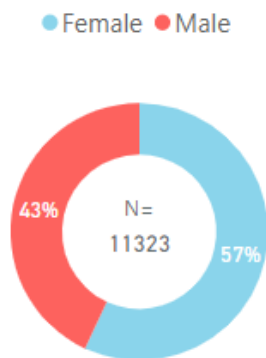
# Cuyahoga County COVID-19 Report – September 11, 2020

## Cuyahoga County Board of Health Jurisdiction Data

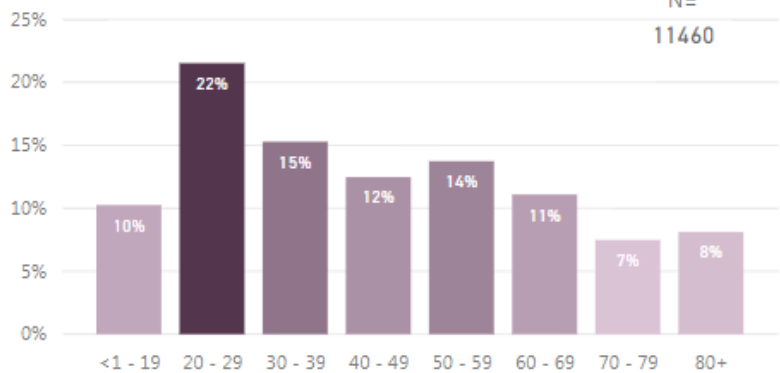
Case Overview			Weekly Trends	
Total Cases	11467	100.0%	 Fewer than previous week	
Lab-confirmed	10469	91.3%		
Probable	998	8.7%	 Fewer than previous week	
Total Hospitalizations	1164	10.2%		
Total ICU Admissions	282	2.5%	*Measure changed to ODH definition 8/2020 and is not comparable to earlier reports	
Total Deaths	508	4.4%		
Lab-confirmed	480	4.2%		
Probable	28	0.2%		
Total Presumed Recovered*	10120	88.3%		

### Case Demographics

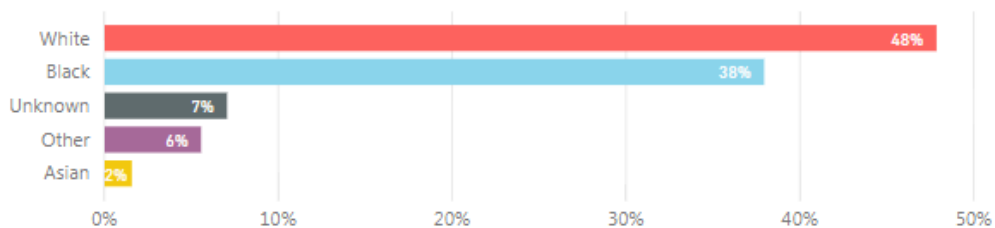
#### Sex



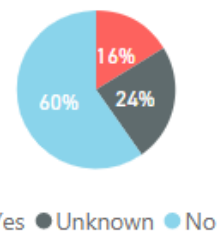
#### Age Group



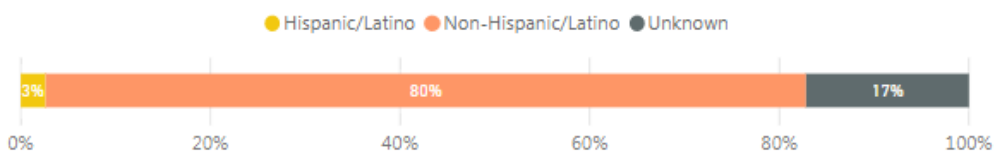
#### Race



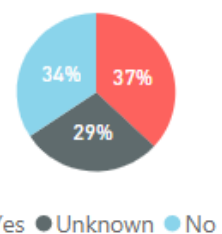
#### Health Care Worker



#### Ethnicity

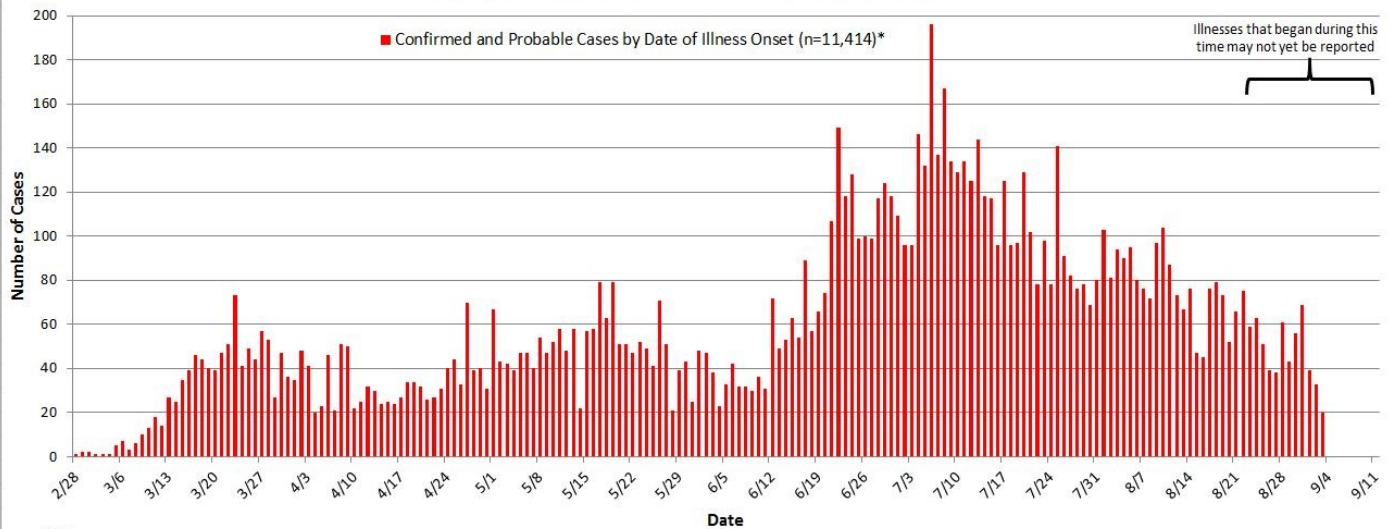


#### Pre-Existing Condition



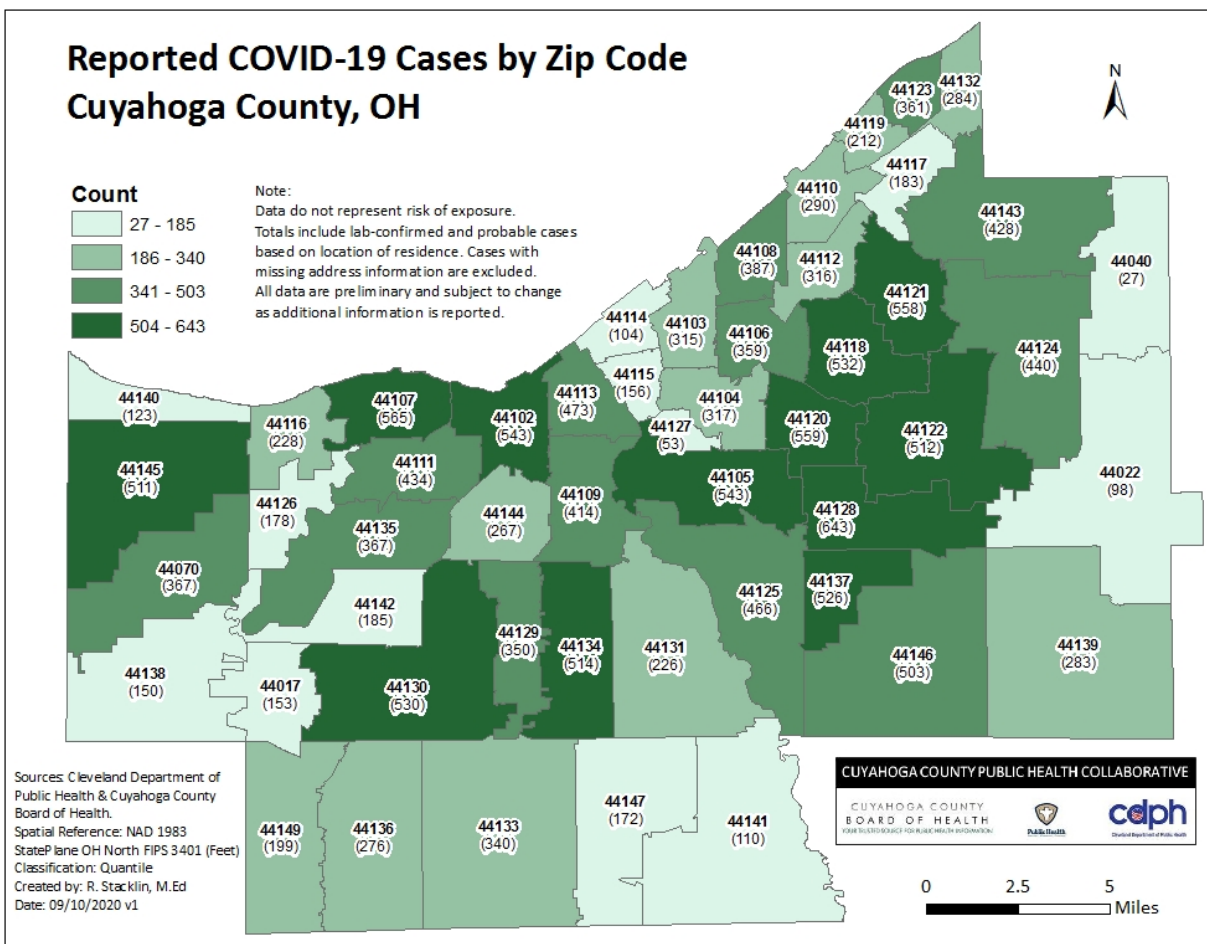
# Epi Curve

Cuyahoga County Board of Health Jurisdiction COVID-19 Cases (n=11,467) by Illness Onset Date as of September 10, 2020



\*Note:  
Confirmed cases (n=10,459) have lab evidence of COVID-19; missing data n=10. Illness onset date was calculated for n=3,763.  
Probable cases (n=955) have clinical disease and an epidemiologic link to a confirmed COVID-19 case; missing data n=43.

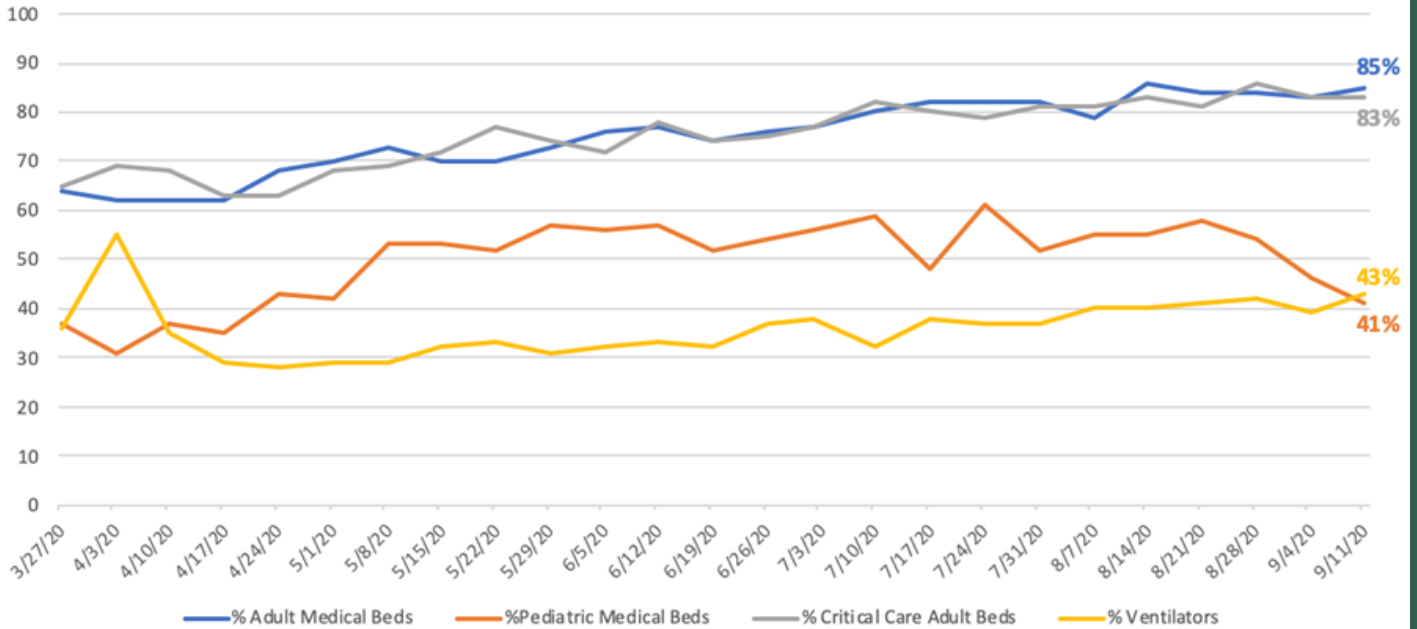
## Map of COVID-19 cases in Cuyahoga County (including City of Cleveland) by ZIP Code



# Cuyahoga County Hospital Data

## Utilization

Cuyahoga County Hospital Utilization  
as of September 11, 2020



## Testing

### PCR Testing for SARS-CoV-2 via Cuyahoga County hospital facilities

Reporting Week	Total Tests	% Positive
8/12-8/18	20,241	4.0%
8/19-8/25	18,673	4.3%
8/26-9/1	17,686	4.0%
9/2-9/8	15,850	3.7%

#### Report Notes:

Analyses were conducted week of 9/6/2020 by R. Stacklin, S. Szabo, T. Khaled, S. Smith, & H. Gullett. All data are preliminary and subject to change as additional information is reported.

CUYAHOGA COUNTY  
BOARD OF HEALTH  
YOUR TRUSTED SOURCE FOR PUBLIC HEALTH INFORMATION

5550 Venture Drive Parma, Ohio 44130  
216-201-2000 www.ccbh.net