

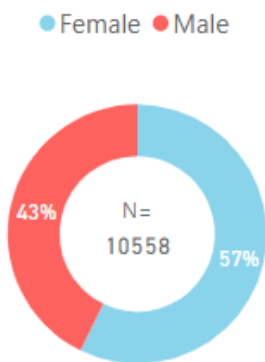
# Cuyahoga County COVID-19 Report — August 28, 2020

## Cuyahoga County Board of Health Jurisdiction Data

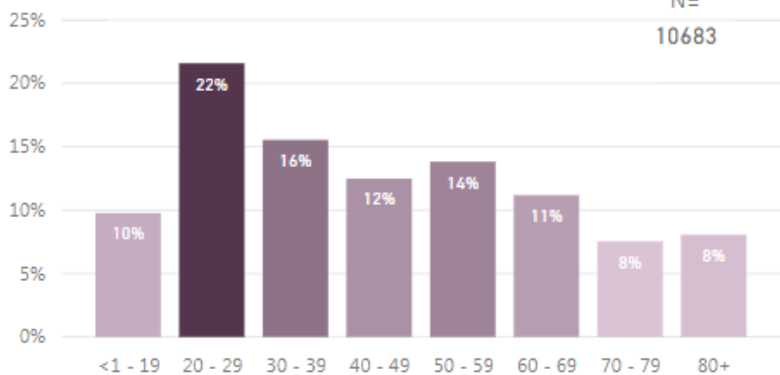
Case Overview			Weekly Trends	
Total Cases	10689	100.0%	New Cases Reported	▼ Fewer than previous week
Lab-confirmed	9731	91.0%	New Deaths Reported	▲ More than previous week
Probable	958	9.0%		
Total Hospitalizations	1110	10.4%		
Total ICU Admissions	275	2.6%		
Total Deaths	465	4.4%		
Lab-confirmed	436	4.1%		
Probable	29	0.3%		
Total Presumed Recovered*	9165	85.7%	*Measure changed to ODH definition 8/2020 and is not comparable to earlier reports	

### Case Demographics

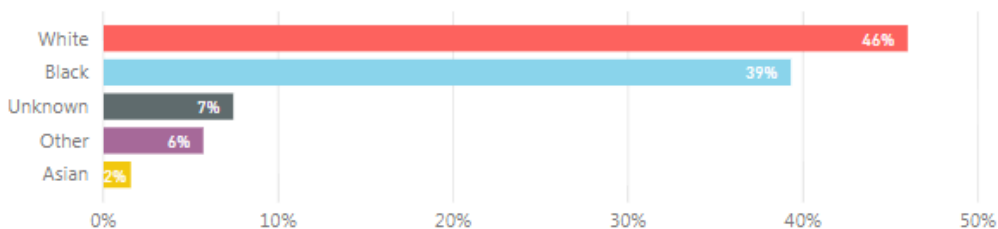
#### Sex



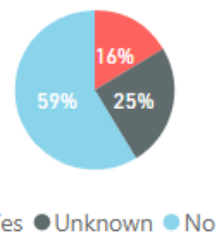
#### Age Group



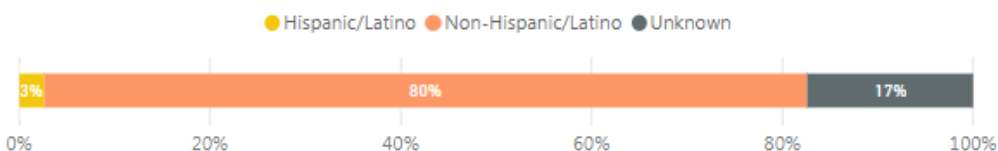
#### Race



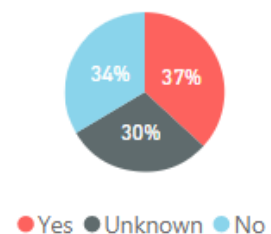
#### Health Care Worker



#### Ethnicity

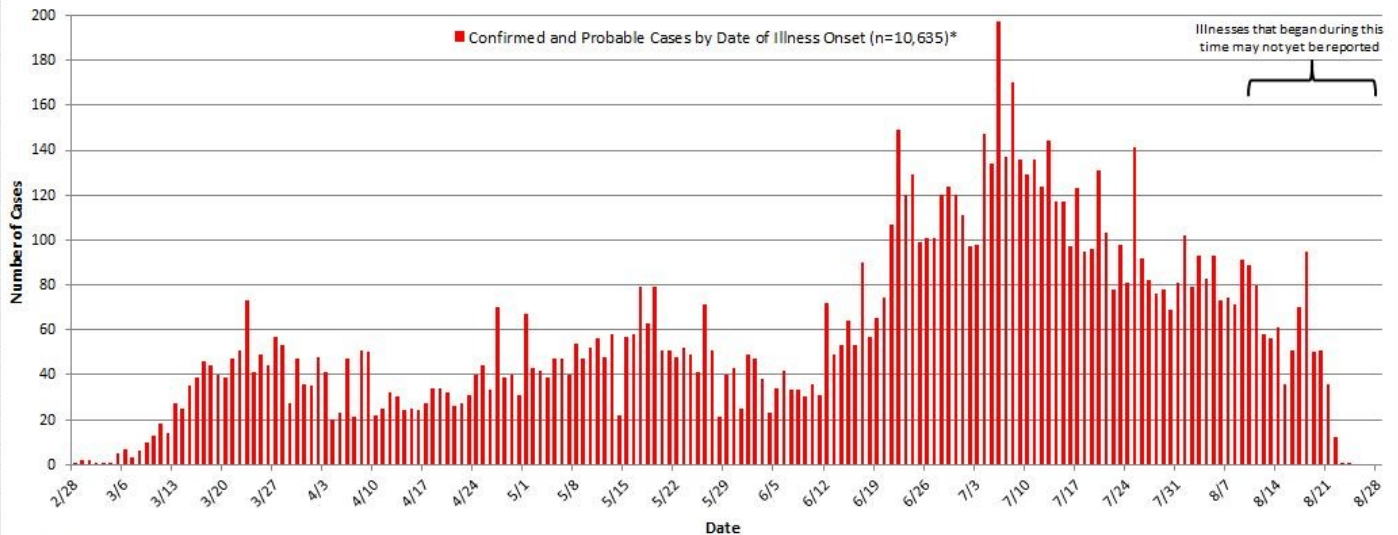


#### Pre-Existing Condition



# Epi Curve

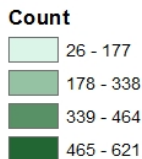
Cuyahoga County Board of Health Jurisdiction COVID-19 Cases (n=10,689)  
by Illness Onset Date as of August 27, 2020



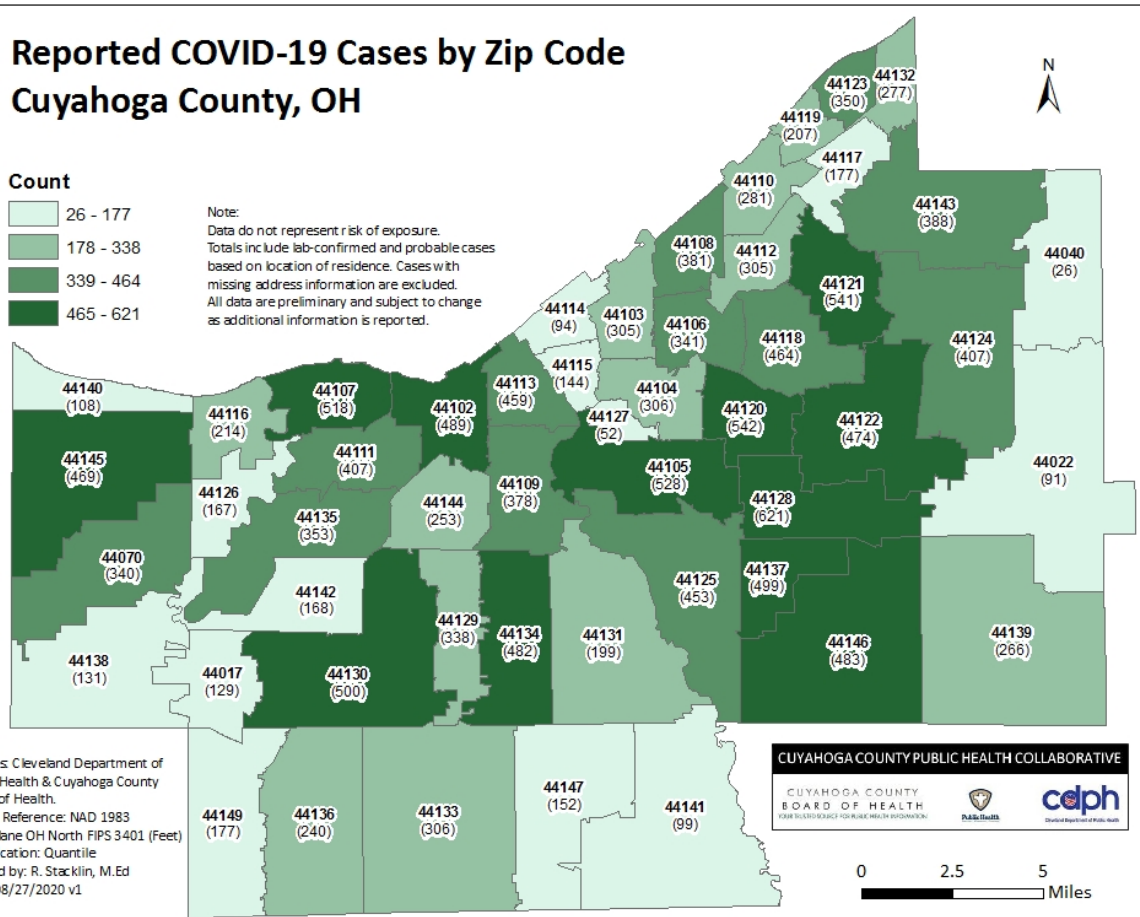
\*Note:  
Confirmed cases (n=9,725) have lab evidence of COVID-19; missing data n=6. Illness onset date was calculated for n=3,570.  
Probable cases (n=910) have clinical disease and an epidemiologic link to a confirmed COVID-19 case, missing data n=48.

## Map of COVID-19 cases in Cuyahoga County (including City of Cleveland) by ZIP Code

### Reported COVID-19 Cases by Zip Code Cuyahoga County, OH



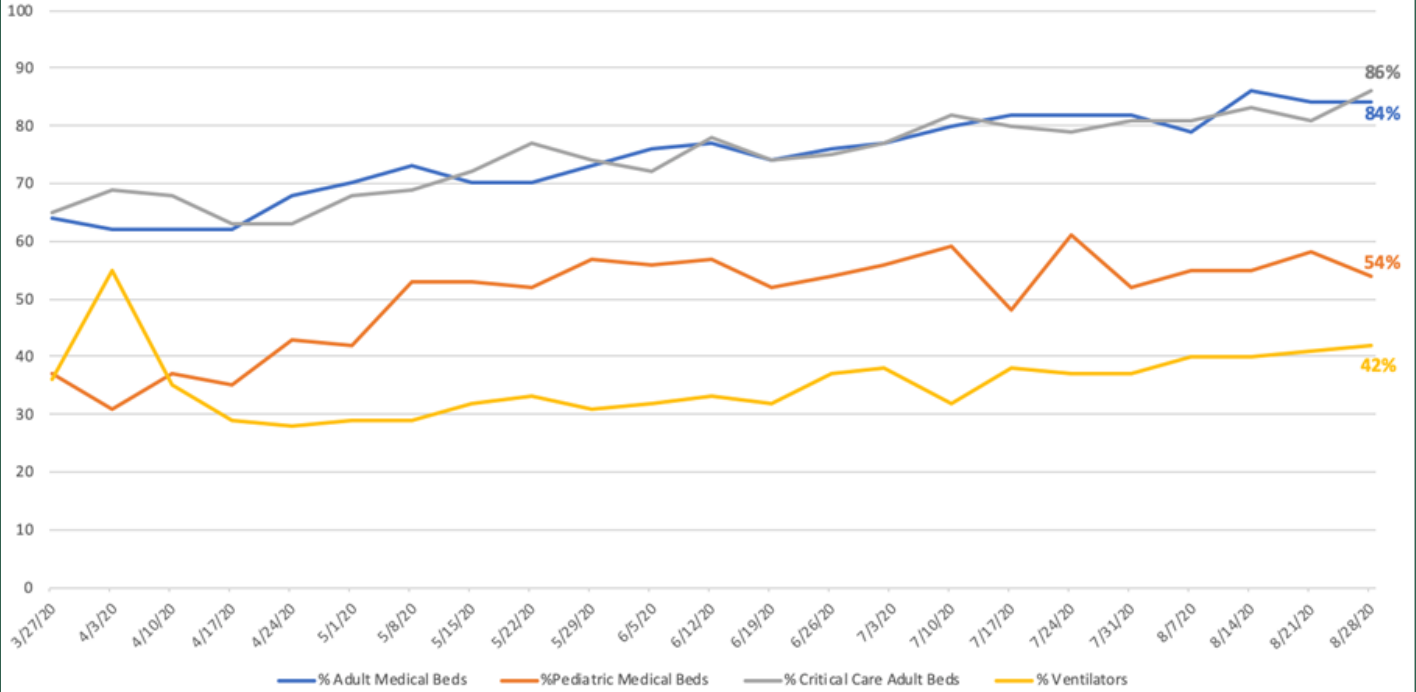
Note:  
Data do not represent risk of exposure.  
Totals include lab-confirmed and probable cases based on location of residence. Cases with missing address information are excluded.  
All data are preliminary and subject to change as additional information is reported.



# Cuyahoga County Hospital Data

## Utilization

**Cuyahoga County Hospital Utilization  
as of August 28, 2020**



## Testing

### PCR Testing for SARS-CoV-2 via Cuyahoga County hospital facilities

Reporting Week	Total Tests	% Positive
7/29-8/4	20,366	5.4%
8/5-8/11	21,045	5.0%
8/12-8/18	20,241	4.0%
8/19-8/25	18,673	4.3%

#### Report Notes:

Analyses were conducted week of 8/23/2020 by R. Stacklin, S. Szabo, T. Khaled, S. Smith, & H. Gullett. All data are preliminary and subject to change as additional information is reported.

CUYAHOGA COUNTY  
BOARD OF HEALTH  
YOUR TRUSTED SOURCE FOR PUBLIC HEALTH INFORMATION

5550 Venture Drive Parma, Ohio 44130  
216-201-2000 www.ccbh.net