

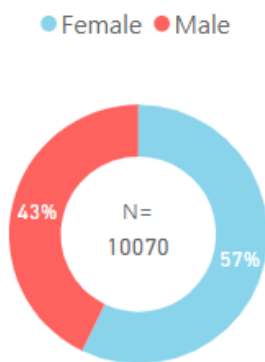
# Cuyahoga County COVID-19 Report — August 21, 2020

## Cuyahoga County Board of Health Jurisdiction Data

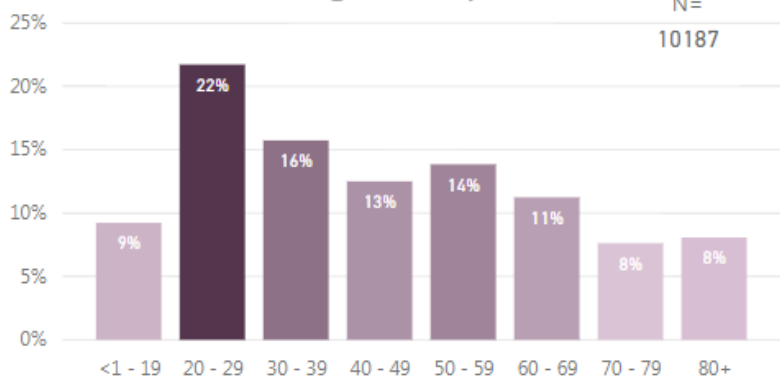
| Case Overview             |       |        | Weekly Trends  |                          |
|---------------------------|-------|--------|--|--------------------------|
| Total Cases               | 10192 | 100.0% | New Cases Reported   |                          |
| Lab-confirmed             | 9261  | 90.9%  | ▼  | Fewer than previous week |
| Probable                  | 931   | 9.1%   |  |                          |
| Total Hospitalizations    | 1067  | 10.5%  | New Deaths Reported  |                          |
| Total ICU Admissions      | 268   | 2.6%   | ▼  | Fewer than previous week |
| Total Deaths              | 433   | 4.2%   |  |                          |
| Lab-confirmed             | 404   | 3.9%   |  |                          |
| Probable                  | 29    | 0.3%   |  |                          |
| Total Presumed Recovered* | 8562  | 84.0%  | *Measure changed to ODH definition 8/2020 and is not comparable to earlier reports |                          |

### Case Demographics

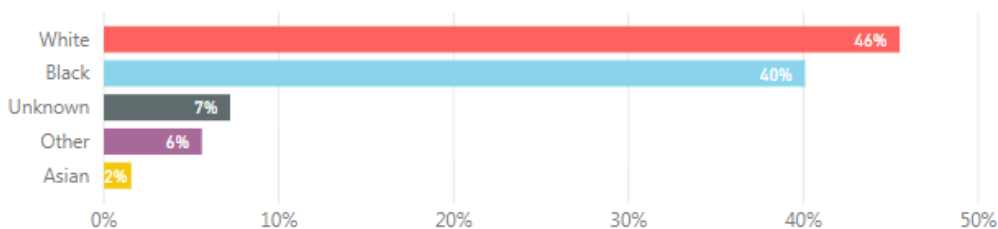
#### Sex



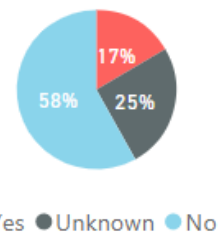
#### Age Group



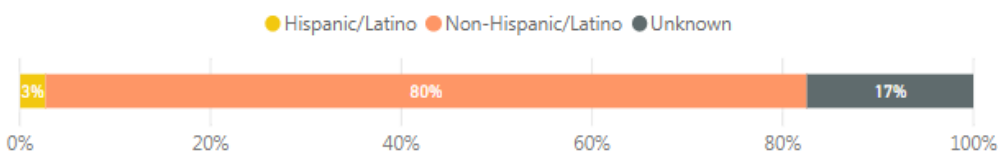
#### Race



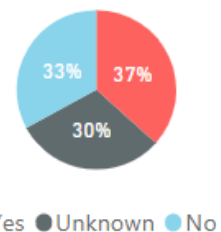
#### Health Care Worker



#### Ethnicity

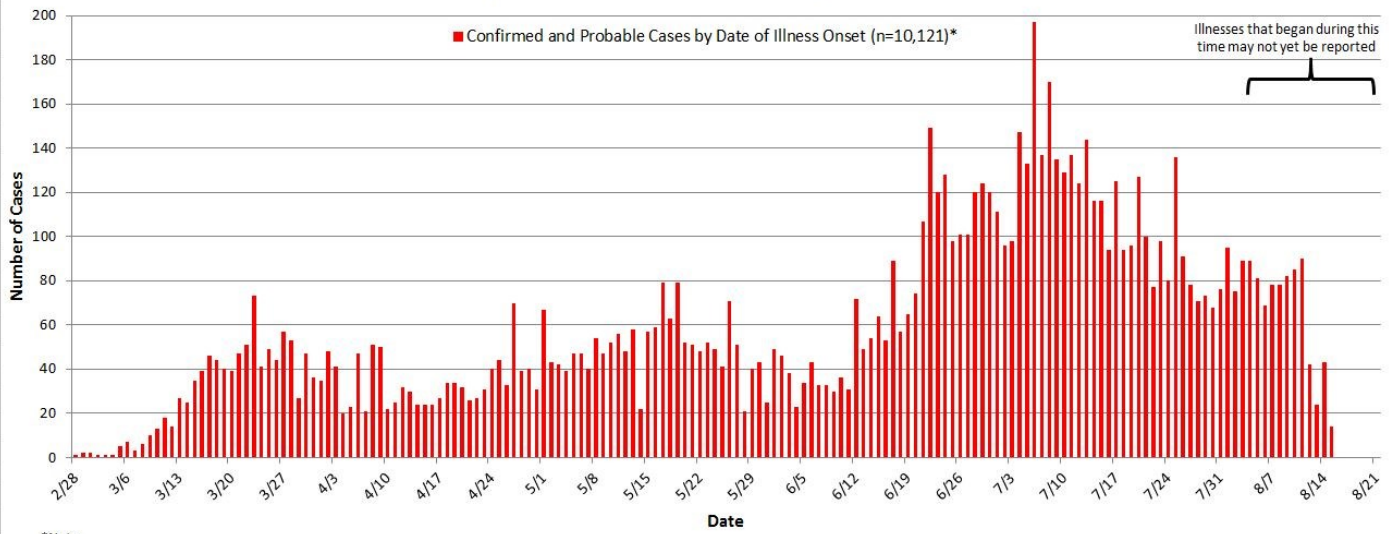


#### Pre-Existing Condition



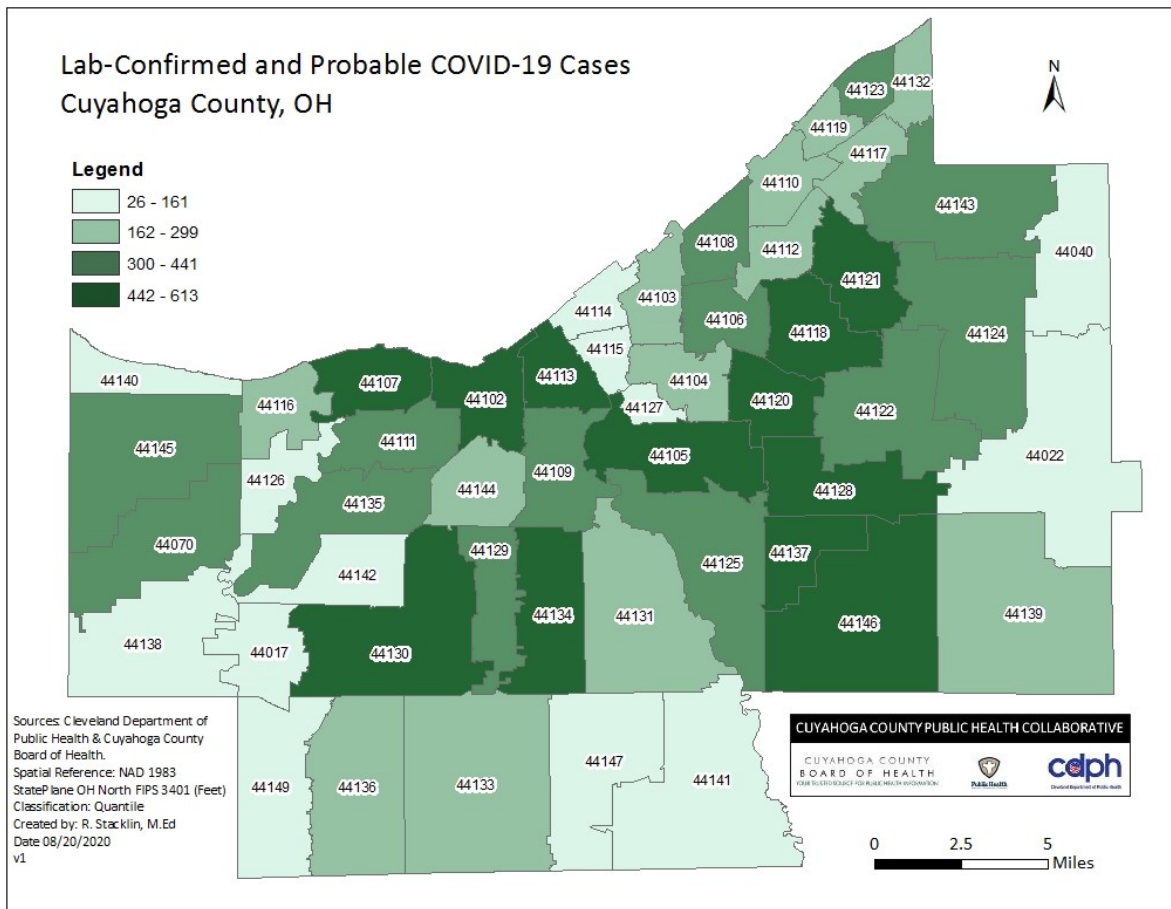
# Epi Curve

Cuyahoga County Board of Health Jurisdiction COVID-19 Cases (n=10,192)  
by Illness Onset Date as of August 20, 2020



\*Note:  
Confirmed cases (n=9,236) have lab evidence of COVID-19; missing data n=25. Illness onset date was calculated for n=3,462.  
Probable cases (n=885) have clinical disease and an epidemiologic link to a confirmed COVID-19 case; missing data n=46.

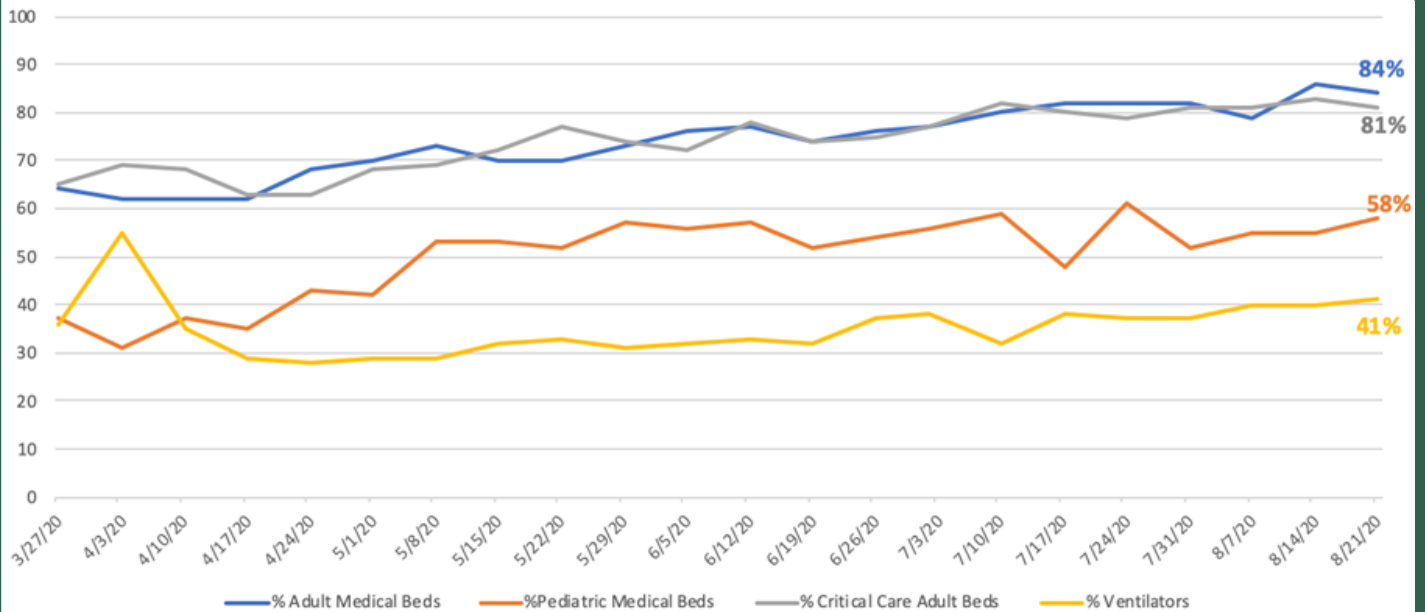
## Map of COVID-19 cases in Cuyahoga County (including City of Cleveland) by ZIP Code



# Cuyahoga County Hospital Data

## Utilization

**Cuyahoga County Hospital Utilization  
as of August 21, 2020**



## Testing

### PCR Testing for SARS-CoV-2 via Cuyahoga County hospital facilities

| Reporting Week | Total Tests | % Positive |
|----------------|-------------|------------|
| 7/29-8/4       | 20,366      | 5.4%       |
| 8/5-8/11       | 21,045      | 5.0%       |
| 8/12-8/18      | 20,241      | 4.0%       |

#### Report Notes:

Analyses were conducted week of 8/16/2020 by R. Stacklin, S. Szabo, T. Khaled, S. Smith, & H. Gullett. All data are preliminary and subject to change as additional information is reported.

CUYAHOGA COUNTY  
BOARD OF HEALTH  
YOUR TRUSTED SOURCE FOR PUBLIC HEALTH INFORMATION

5550 Venture Drive Parma, Ohio 44130  
216-201-2000 www.ccbh.net