

Cuyahoga County COVID-19 Report — August 14, 2020

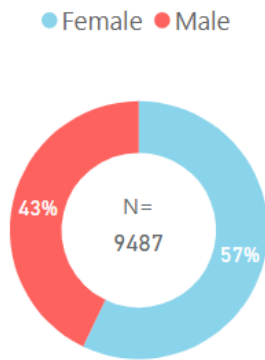
Cuyahoga County Board of Health Jurisdiction Data

Case Overview			Weekly Trends	
Total Cases	9610	100.0%	New Cases Reported	▼ Fewer than previous week
Lab-confirmed	8724	90.8%	New Deaths Reported	▼ Fewer than previous week
Probable	886	9.2%		
Total Hospitalizations	1028	10.7%		
Total ICU Admissions	259	2.7%		
Total Deaths	419	4.4%		
Lab-confirmed	390	4.1%		
Probable	29	0.3%		
Total Presumed Recovered*	7973	83.0%		

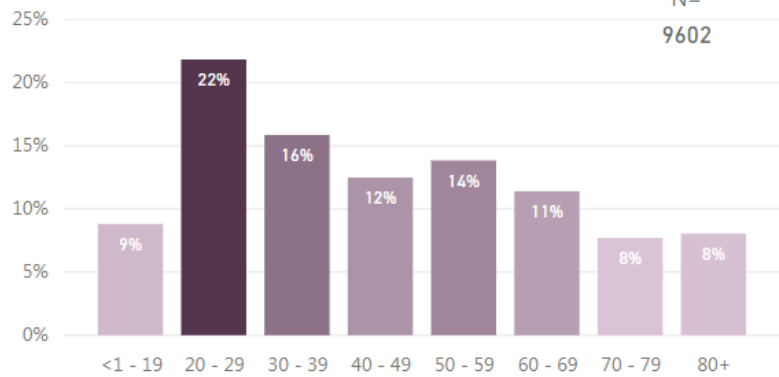
*Measure changed to ODH definition 8/2020 and is not comparable to earlier reports

Case Demographics

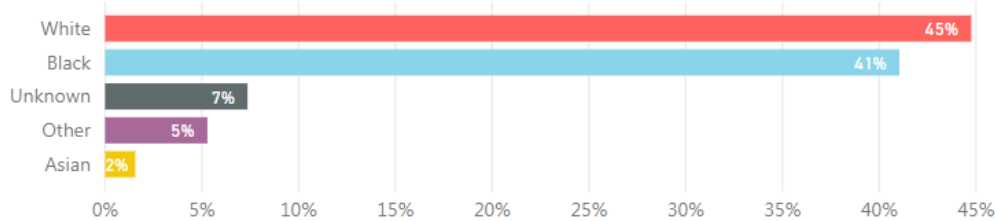
Sex



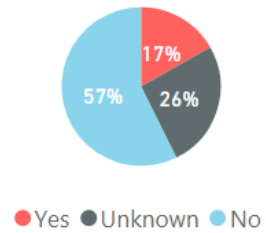
Age Group



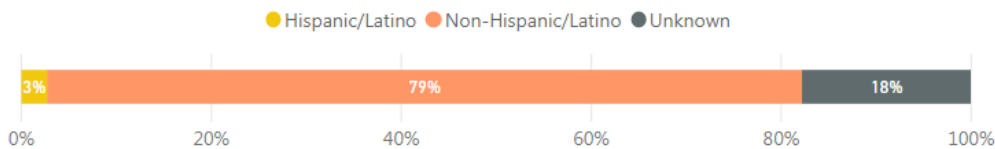
Race



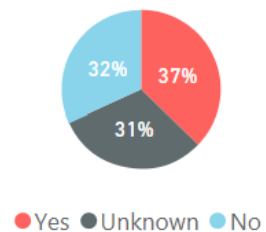
Health Care Worker



Ethnicity

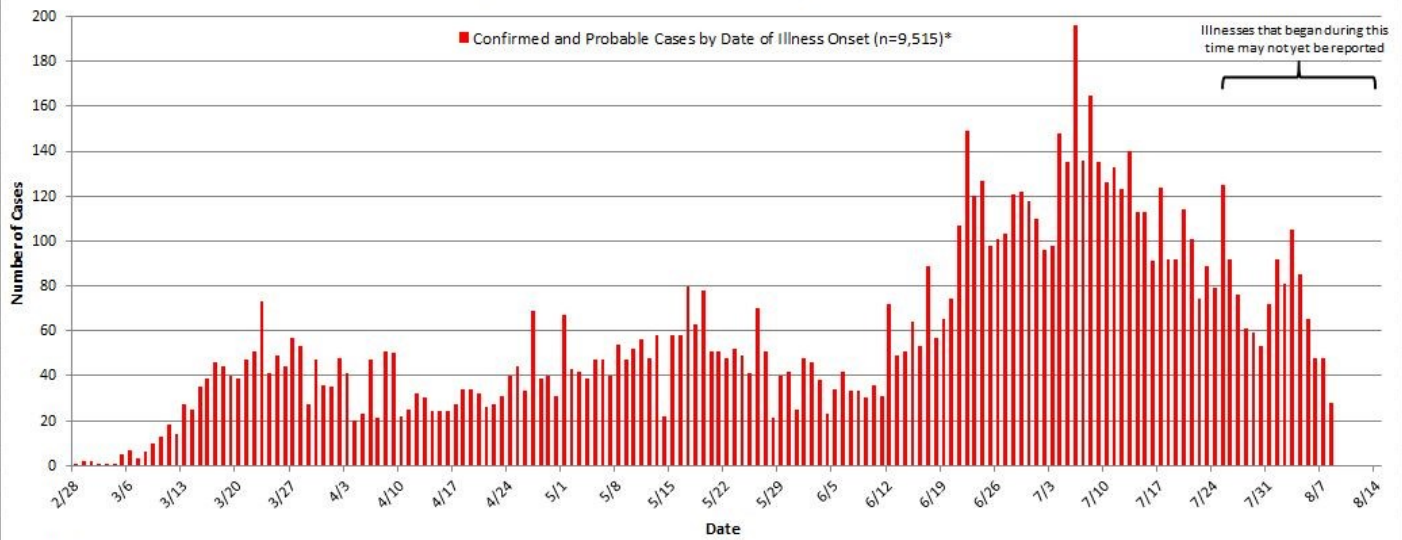


Pre-Existing Condition



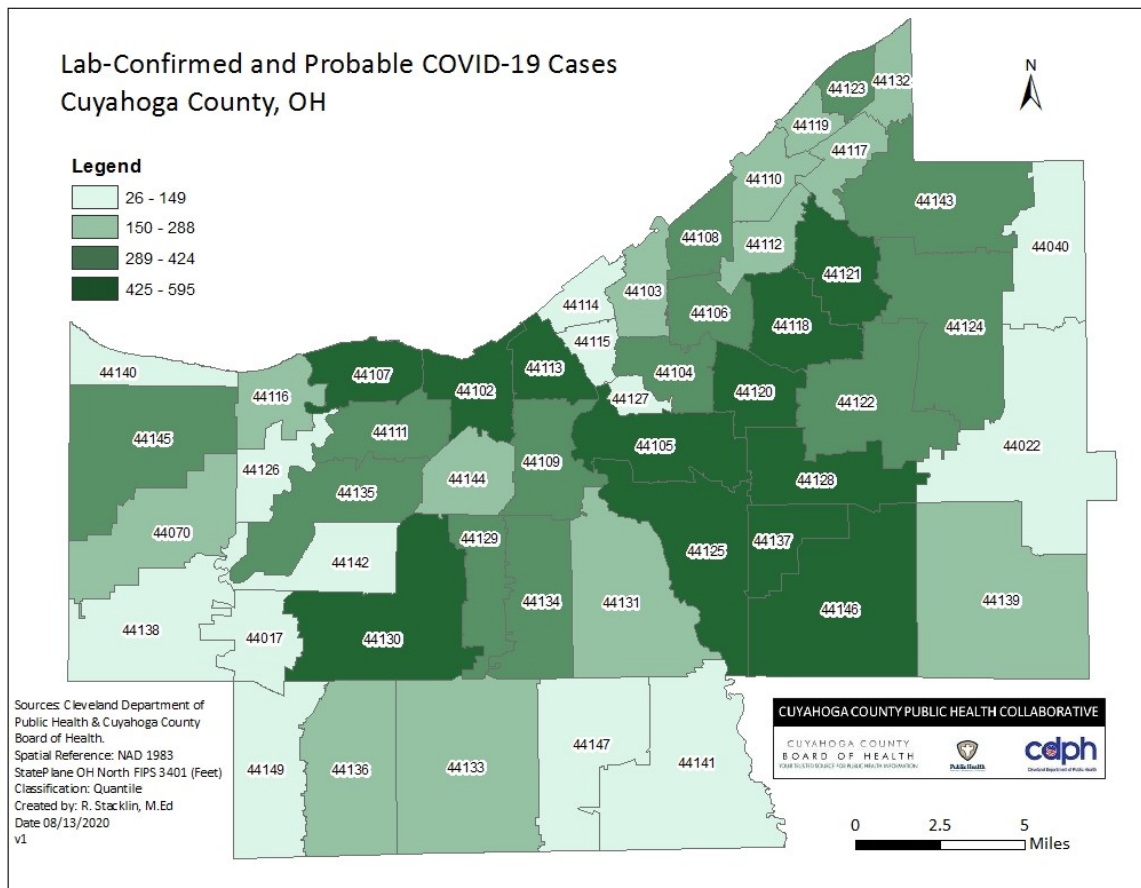
Epi Curve

Cuyahoga County Board of Health Jurisdiction COVID-19 Cases (n=9,610)
by Illness Onset Date as of August 13, 2020



*Note:
Confirmed cases (n=8,682) have lab evidence of COVID-19; missing data n=42. Illness onset date was calculated for n=3,301.
Probable cases (n=833) have clinical disease and an epidemiologic link to a confirmed COVID-19 case; missing data n=53.

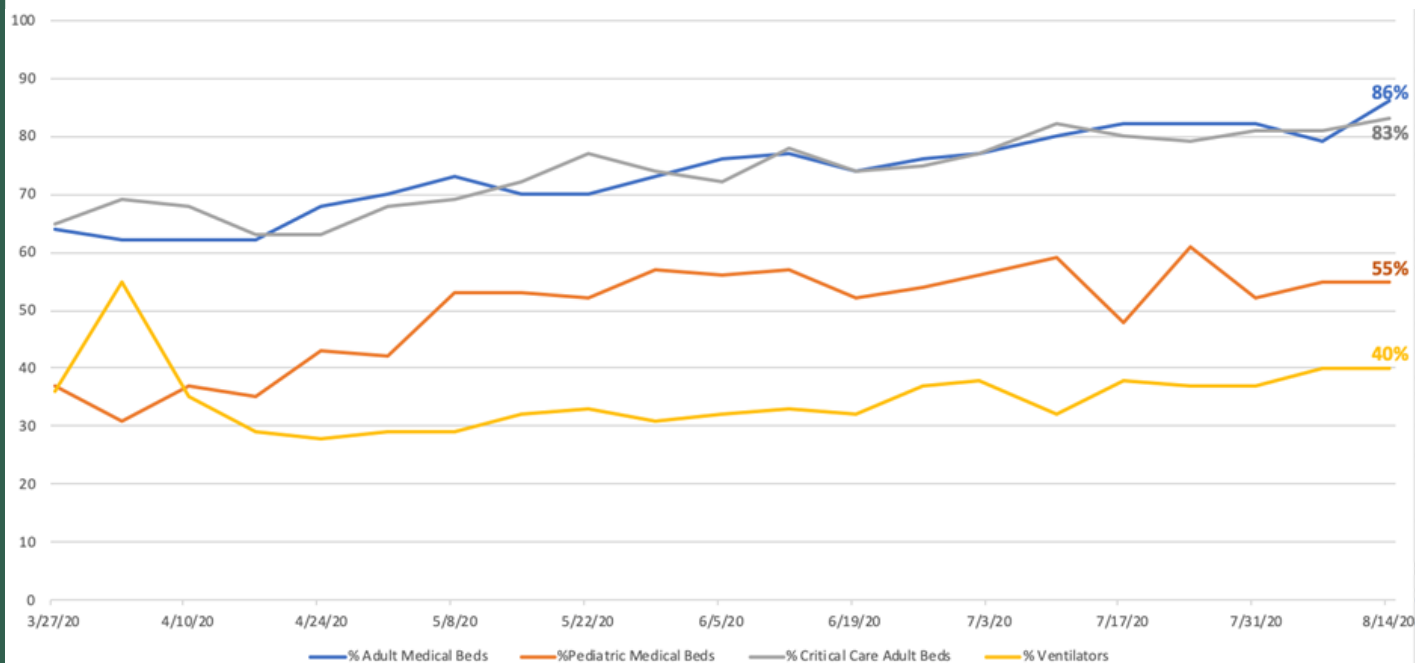
Map of COVID-19 cases in Cuyahoga County (including City of Cleveland) by ZIP Code



Cuyahoga County Hospital Data

Utilization

**Cuyahoga County Hospital Utilization
as of August 14, 2020**



Testing

PCR Testing for SARS-CoV-2 via Cuyahoga County hospital facilities

Reporting Week	Total Tests	% Positive
7/22-7/28	22,319	6.5%
7/29-8/4	20,366	5.4%
8/5-8/11	21,045	5.0%

Report Notes:

Analyses were conducted week of 8/9/2020 by R. Stacklin, S. Szabo, T. Khaled, S. Smith, & H. Gullett. All data are preliminary and subject to change as additional information is reported.