

Cuyahoga County COVID-19 Report — July 17, 2020

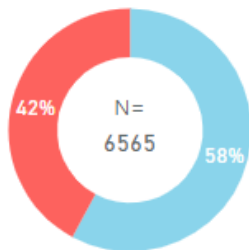
Cuyahoga County Board of Health Jurisdiction Data

Case Overview			Weekly Trends	
Total Cases	6674	100.0%	New Cases Reported	
Lab-confirmed	5931	88.9%	▲	More than previous week
Probable	743	11.1%		
Total Hospitalizations	768	11.5%	New Deaths Reported	
Total ICU Admissions	204	3.1%	◀▶	Same as previous week
Total Deaths	336	5.0%	New Recovered Reported	
Lab-confirmed	314	4.7%	▼	Fewer than previous week
Probable	22	0.3%		
Total Recovered	1948	29.2%		

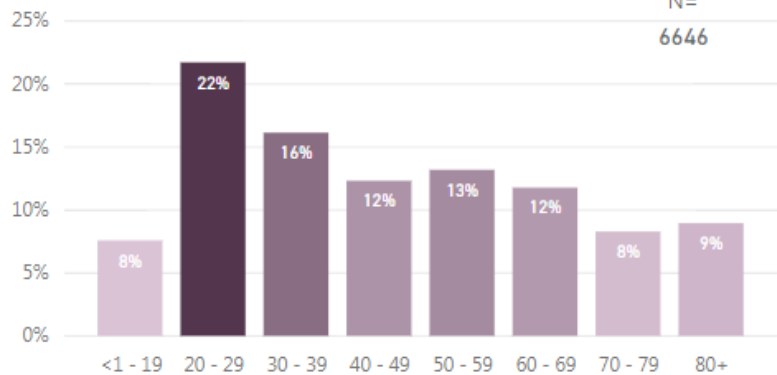
Case Demographics

Sex

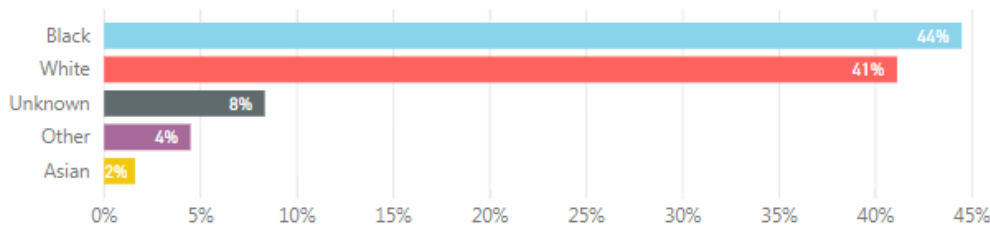
● Female ● Male



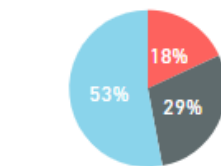
Age Group



Race

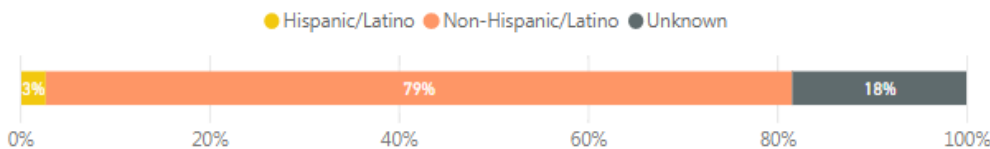


Health Care Worker

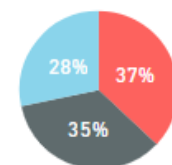


● Yes ● Unknown ● No

Ethnicity



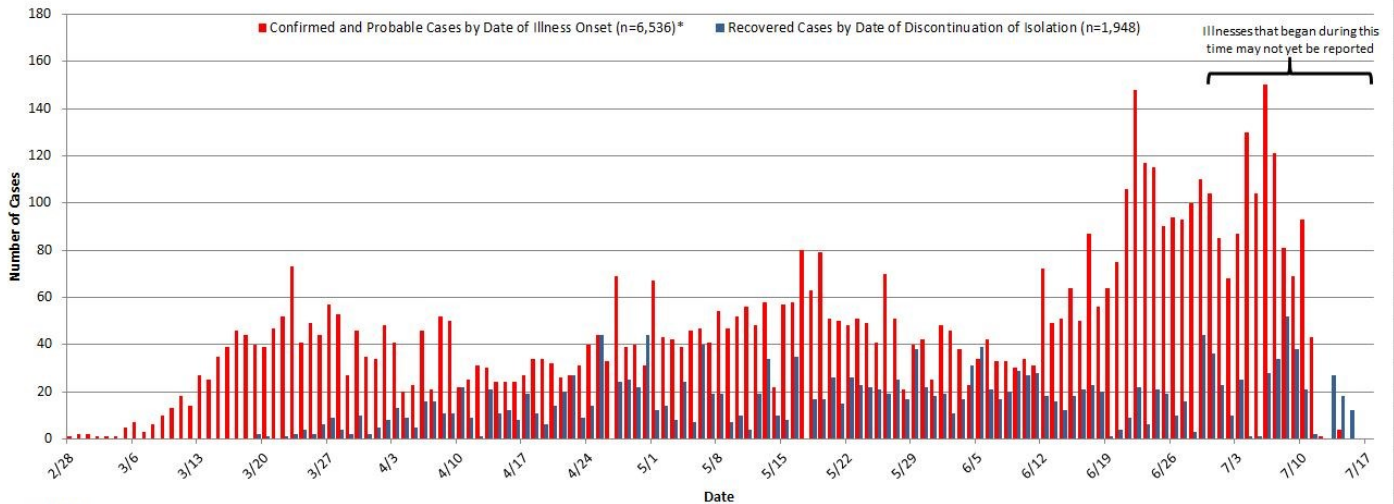
Pre-Existing Condition



● Yes ● Unknown ● No

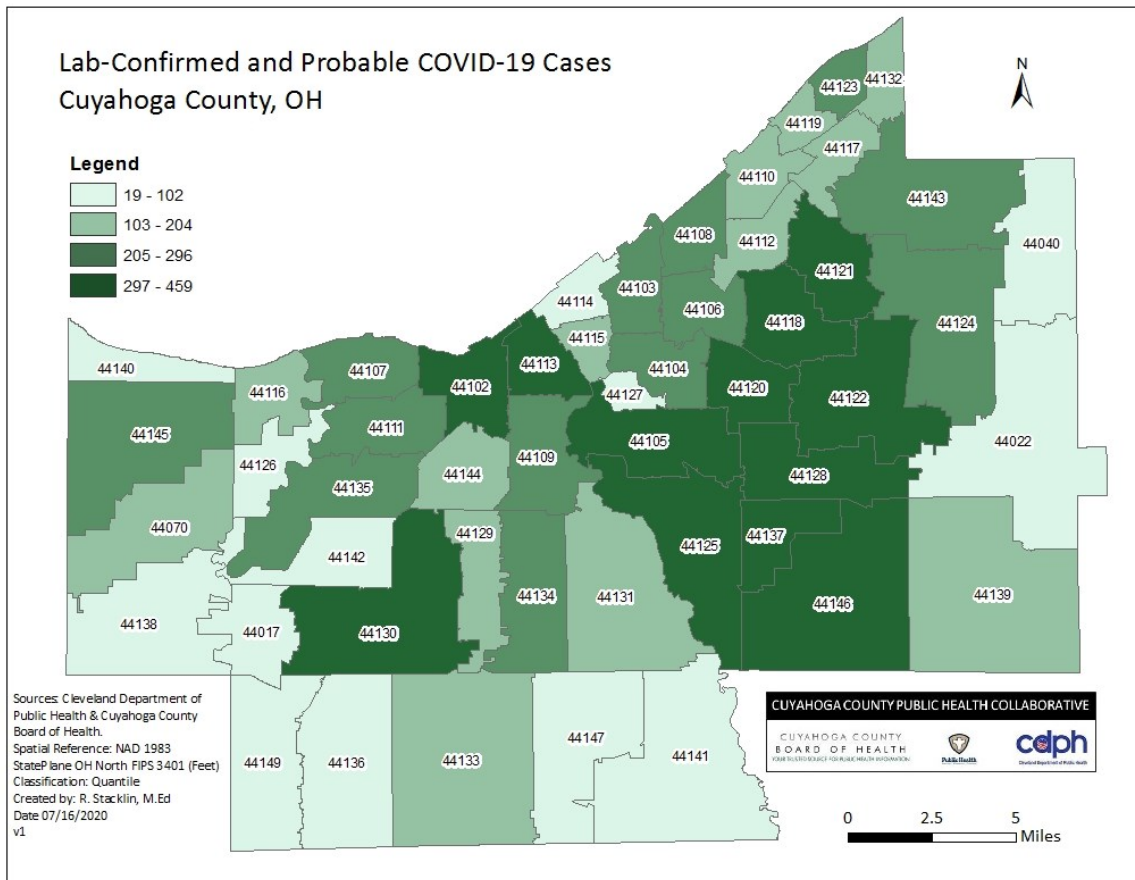
Epi Curve

Cuyahoga County Board of Health Jurisdiction COVID-19 Cases (n=6,674)
by Illness Onset Date and Recovery Date
as of July 16, 2020



*Note:
Confirmed cases (n=5,832) have lab evidence of COVID-19; missing data n=99. Illness onset date was calculated for n=2,555.
Probable cases (n=704) have clinical disease and an epidemiologic link to a confirmed COVID-19 case; missing data n=39.

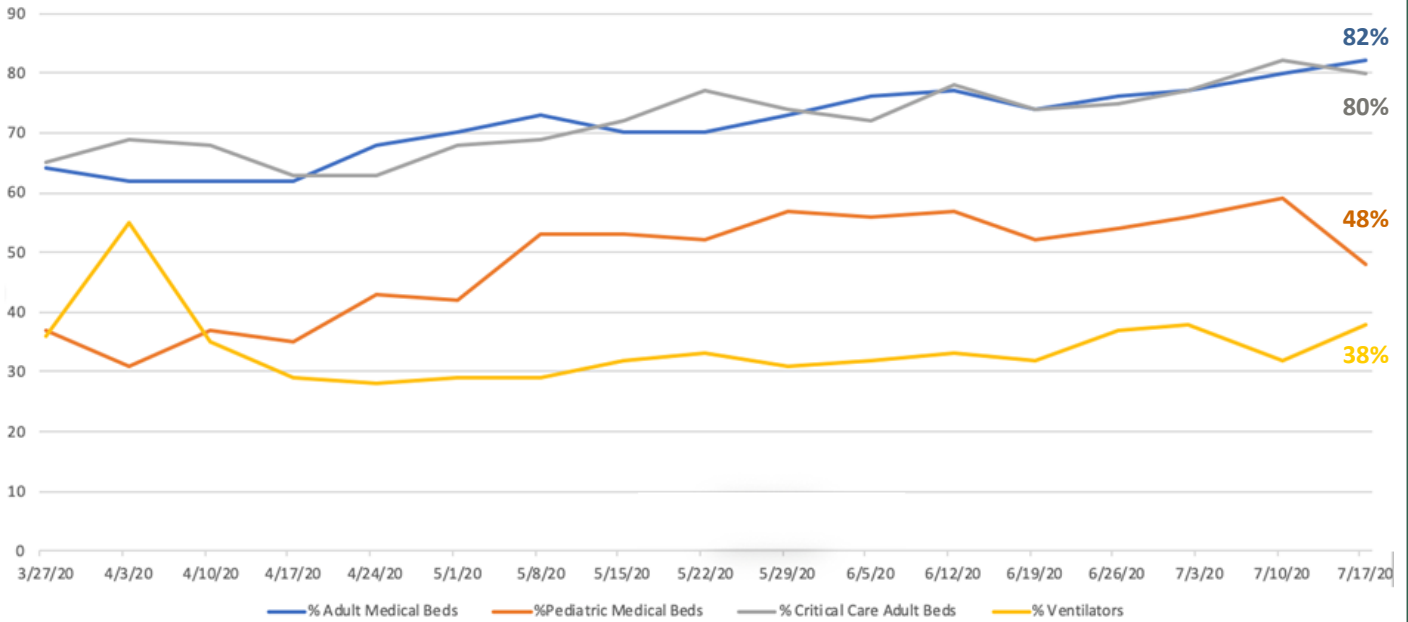
Map of COVID-19 cases in Cuyahoga County (including City of Cleveland) by ZIP Code



Cuyahoga County Hospital Data

Utilization

Cuyahoga County Hospital Utilization
as of July 17, 2020



Testing

PCR Testing for SARS-CoV-2 via Cuyahoga County hospital facilities

Reporting Week	Total Tests	% Positive
6/24-6/30	20,489	5.9%
7/1-7/7	17,606	8.8%
7/8-7/14	21,647	9.0%

Report Notes:

Analyses were conducted week of 7/12/2020 by R. Stacklin, S. Szabo, T. Khaled, S. Smith, & H. Gullett. All data are preliminary and subject to change as additional information is reported.

CUYAHOGA COUNTY
BOARD OF HEALTH
YOUR TRUSTED SOURCE FOR PUBLIC HEALTH INFORMATION

5550 Venture Drive Parma, Ohio 44130
216-201-2000 www.ccbh.net