

Cuyahoga County COVID-19 Report – June 26, 2020

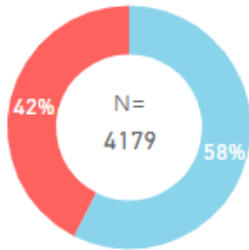
Cuyahoga County Board of Health Jurisdiction Data

Case Overview			Weekly Trends	
Total Cases	4260	100.0%	New Cases Reported	
Lab-confirmed	3599	84.5%	▲	More than previous week
Probable	661	15.5%		
Total Hospitalizations	642	15.1%	New Deaths Reported	
Total ICU Admissions	178	4.2%	▼	Fewer than previous week
Total Deaths	281	6.6%	New Recovered Reported	
Lab-confirmed	263	6.2%	▼	Fewer than previous week
Probable	18	0.4%		
Total Recovered	1484	34.8%		

Case Demographics

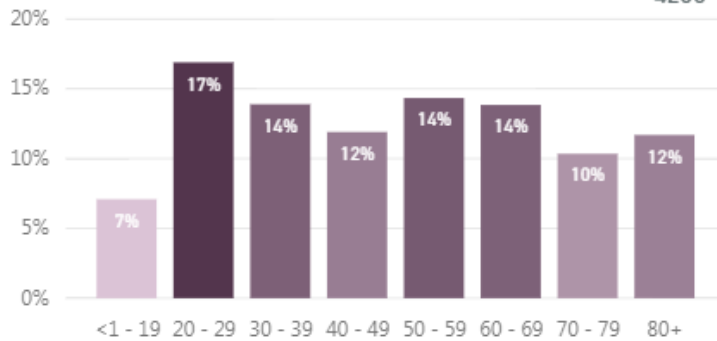
Sex

● Female ● Male

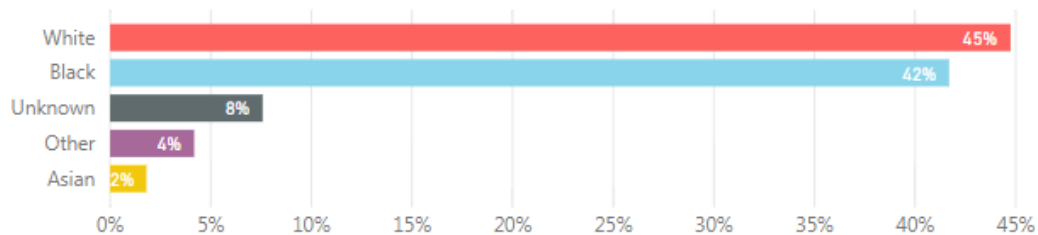


Age Group

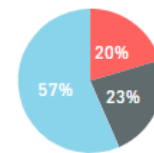
N= 4233



Race

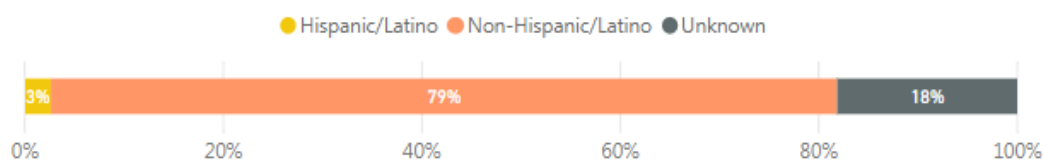


Health Care Worker

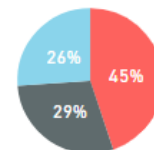


● Yes ● Unknown ● No

Ethnicity

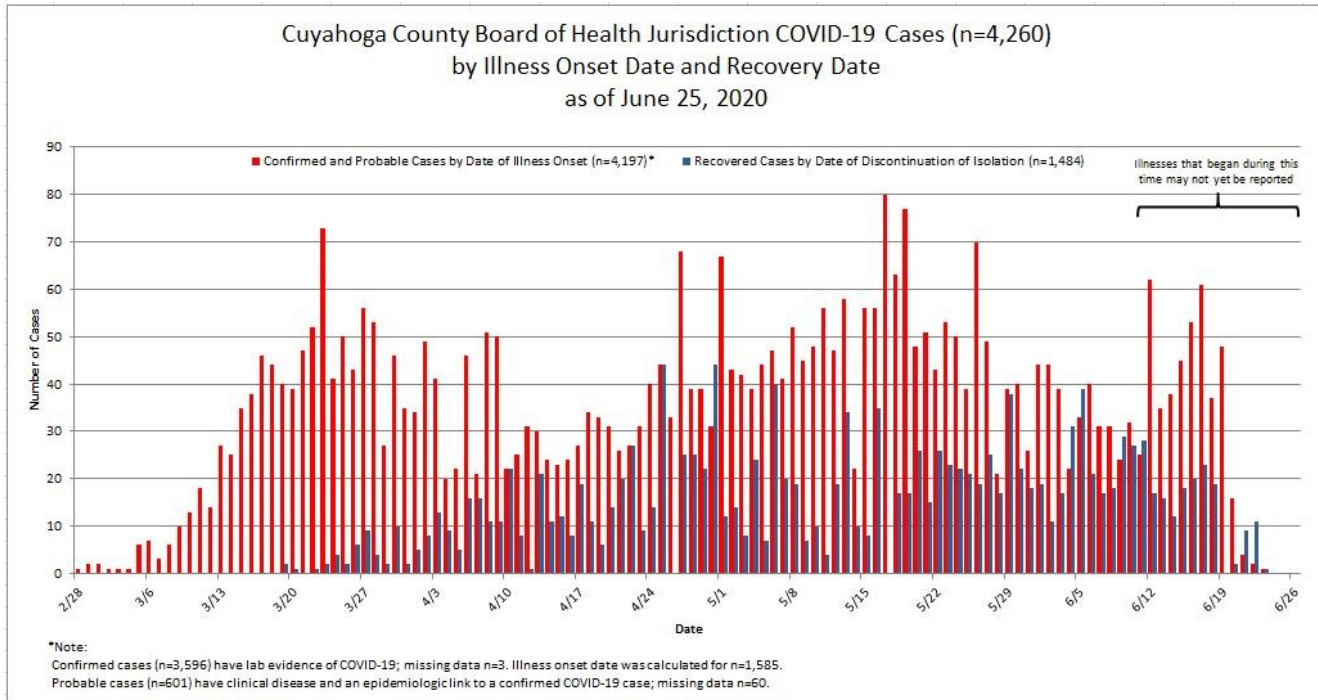


Pre-Existing Condition

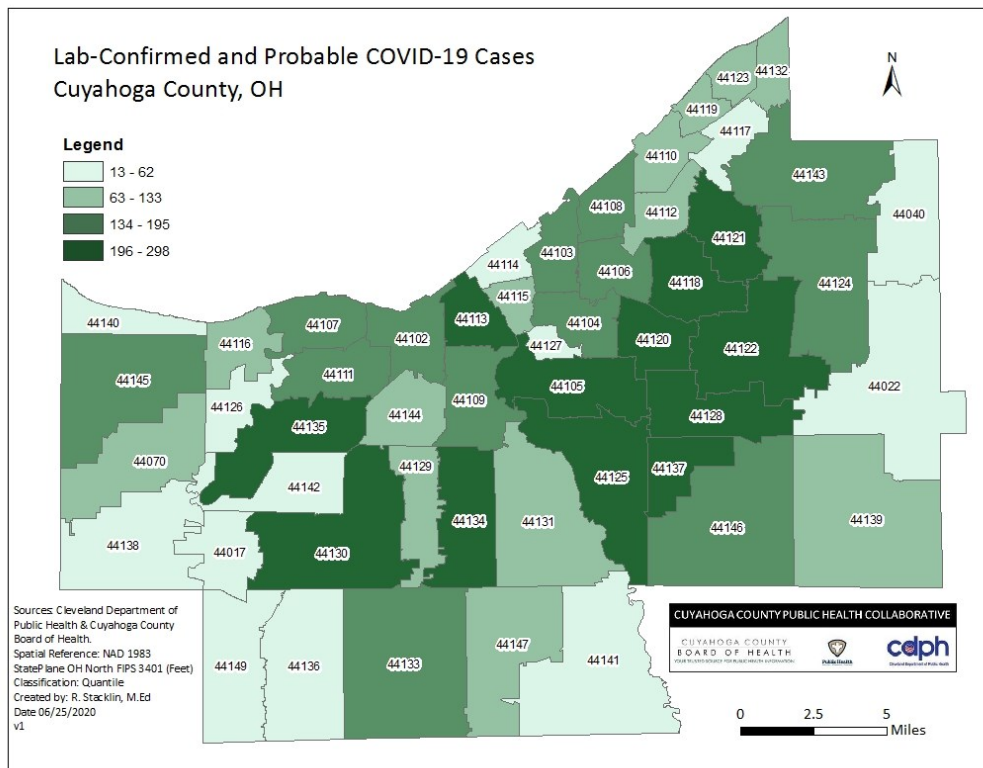


● Yes ● Unknown ● No

Epi Curve



Map of COVID-19 cases in Cuyahoga County (including City of Cleveland) by ZIP Code



Report Notes:

Analyses were conducted week of 6/21/2020 by R. Stacklin, S. Szabo, T. Khaled, & S. Smith. All data are preliminary and subject to change as additional information is reported.

**CUYAHOGA COUNTY
BOARD OF HEALTH**
YOUR TRUSTED SOURCE FOR PUBLIC HEALTH INFORMATION

5550 Venture Drive Parma, Ohio 44130
216-201-2000 www.ccbh.net