

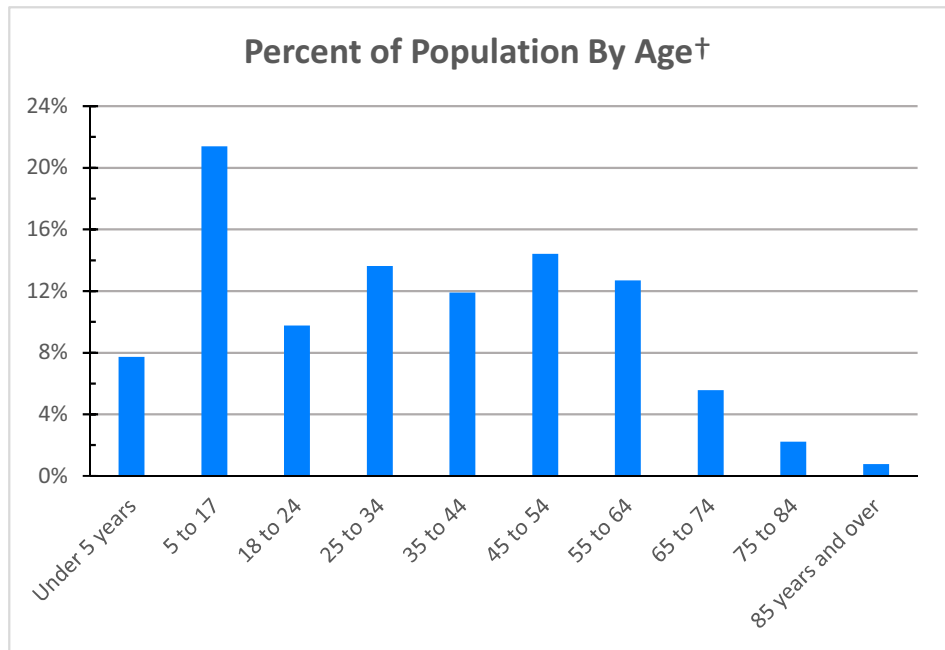
COMMUNITY PROFILE: Broadway-Slavic Village

POPULATION†	Count
Total Population	21,328
Households	8,390
Avg Household Size	2.54

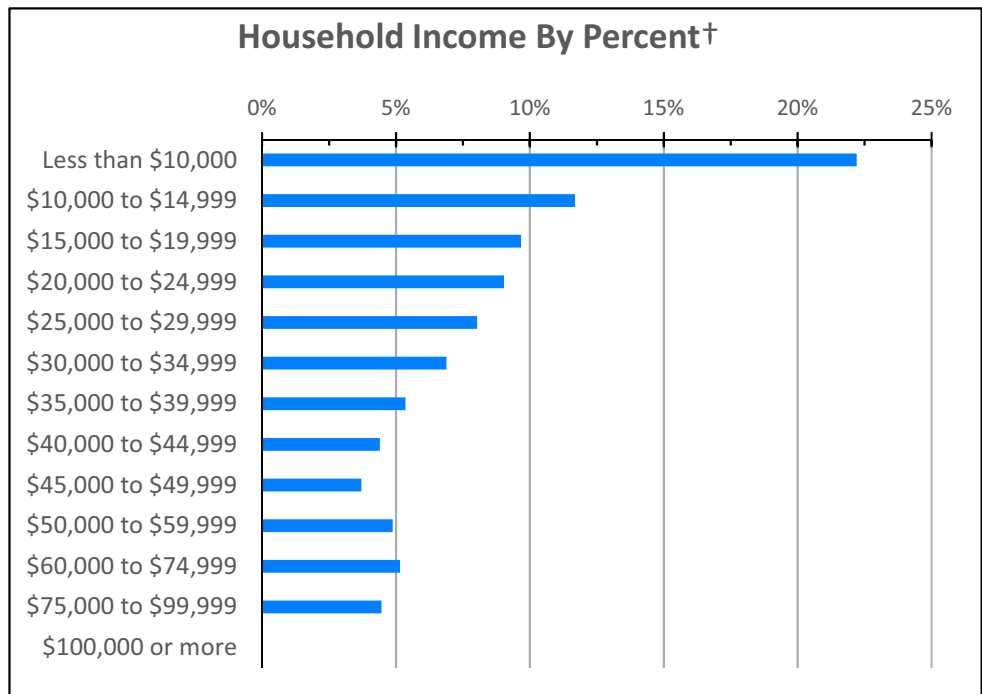
RACE / ETHNICITY†	Count	%
African-American	11,327	53.1%
Total Minority	12,588	59.0%

HOUSING TENURE†	Count	%
Owner	3,780	45.1%
Renter	4,610	54.9%

SEX†	%
Pct Male	47.2%
Pct Female	52.8%



HOUSEHOLD INCOME†	Total Households
Less than \$10,000	1,863
\$10,000 to \$14,999	981
\$15,000 to \$19,999	811
\$20,000 to \$24,999	759
\$25,000 to \$29,999	674
\$30,000 to \$34,999	578
\$35,000 to \$39,999	449
\$40,000 to \$44,999	369
\$45,000 to \$49,999	311
\$50,000 to \$59,999	409
\$60,000 to \$74,999	433
\$75,000 to \$99,999	374
\$100,000 or more	0



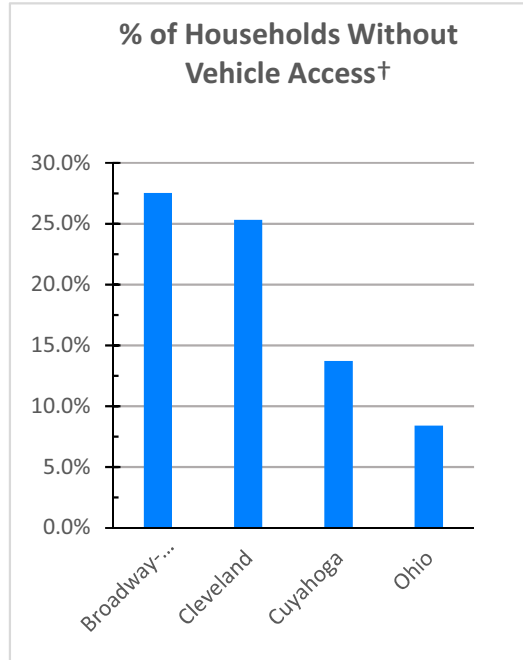
PERCENT UNEMPLOYMENT† 27.0%

HOUSEHOLD INCOME†	Broadway-Slavic Village	Cleveland	Cuyahoga	Ohio
Median Household Income	\$ -	\$ 26,179	\$ 44,203	\$ 48,849
Aggregate Income	\$ 278,162,810	\$ 6,525,565,600	\$ 34,420,250,500	\$ 299,293,760,100
Per Capita Income	\$ 13,042	\$ 16,642	\$ 27,156	\$ 25,890
Income Per Square Mile	\$ 63,810,982	\$ 83,984,113	\$ 75,286,534	\$ 6,676,938

† All data except SNAP from the U.S. Census Bureau, American Community Survey 2010-2014 5 Year Estimates

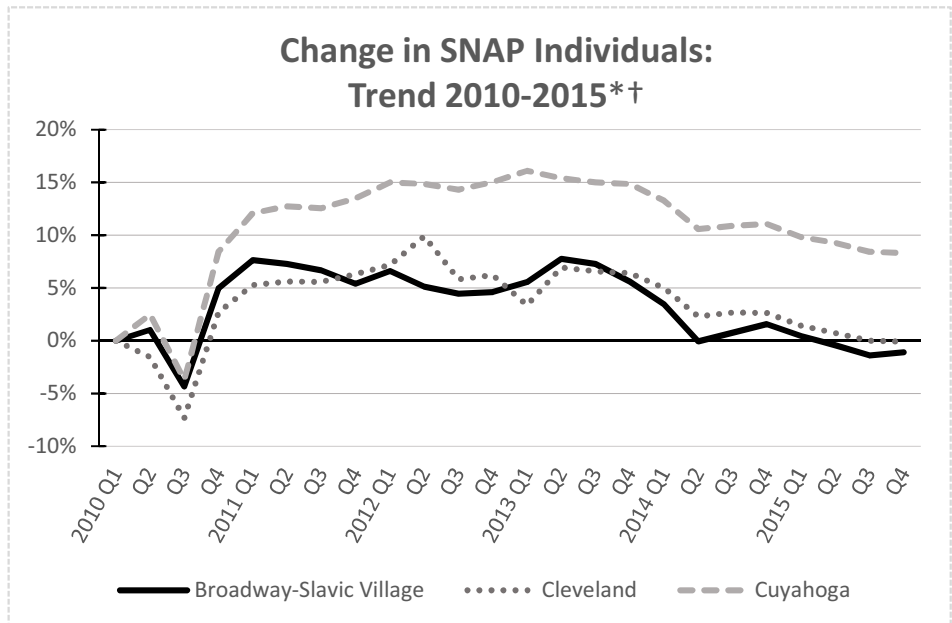
RATIO OF INCOME TO POVERTY LEVEL†	Broadway-Slavic Village	Cleveland	Cuyahoga	Ohio
Population for whom poverty status is determined:	21,196	381,531	1,241,330	11,243,508
Population Below Poverty Level	9,805	136,860	230,111	1,790,564
Percent	46.3%	35.9%	18.5%	15.9%
Population Below 200% of Poverty Level	15,346	233,518	461,140	3,859,814
Percent	72.4%	61.2%	37.1%	34.3%

VEHICLE ACCESS†	Broadway-Slavic Village	Cleveland	Cuyahoga	Ohio
Households w/o Vehicles	2,308	42,169	73,370	384,271
Percent	27.5%	25.3%	13.7%	8.4%
Total Vehicles Available	9,425	191,124	793,926	8,105,659
Vehicles Per Person	0.44	0.49	0.63	0.70



SNAP STATISTICS, 2015 4th Quarter* †	Broadway-Slavic Village	Cleveland	Cuyahoga
Total assistance groups, number	5,066	81,724	140,368
Child-only assistance groups, number	41	931	1,996
Total individuals, number	10,064	152,476	261,717
% Total individuals	54.0%	42.2%	21.2%
Individuals aged <5, number	1,201	18,874	30,646
Individuals aged 5-17, number	2,951	40,152	69,533
Individuals aged 18-64, number	5,408	82,545	141,140
Individuals aged 65+, number	504	10,905	20,398

SNAP INDIVIDUALS, TREND 2010-2015* †	Broadway-Slavic	%
2010 Q1	10,174	47.7%
2010 Q4	10,681	50.1%
2011 Q1	10,951	51.3%
2011 Q4	10,722	50.3%
2012 Q1	10,847	50.9%
2012 Q4	10,643	49.9%
2013 Q1	10,738	50.3%
2013 Q4	10,743	50.4%
2014 Q1	10,524	49.3%
2014 Q4	10,333	48.4%
2015 Q1	10,219	47.9%
2015 Q4	10,064	47.2%






†SNAP Data from NEOCANDO, Center on Urban Poverty and Community Development. All other data from the U.S. Census Bureau, American Community Survey, 2010-2014





*SNAP (Supplemental Nutrition Assistance Program), formerly known as the food stamp program, is a federal program run by the U.S. Department of Agriculture that offers nutrition assistance to eligible low-income individuals and families.

Community Food Resources: Broadway-Slavic Village

Major Grocery, By Type

-  Supermarket
-  Large Grocery
-  Other Large Market



Food Production / Distribution Sites

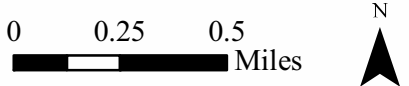
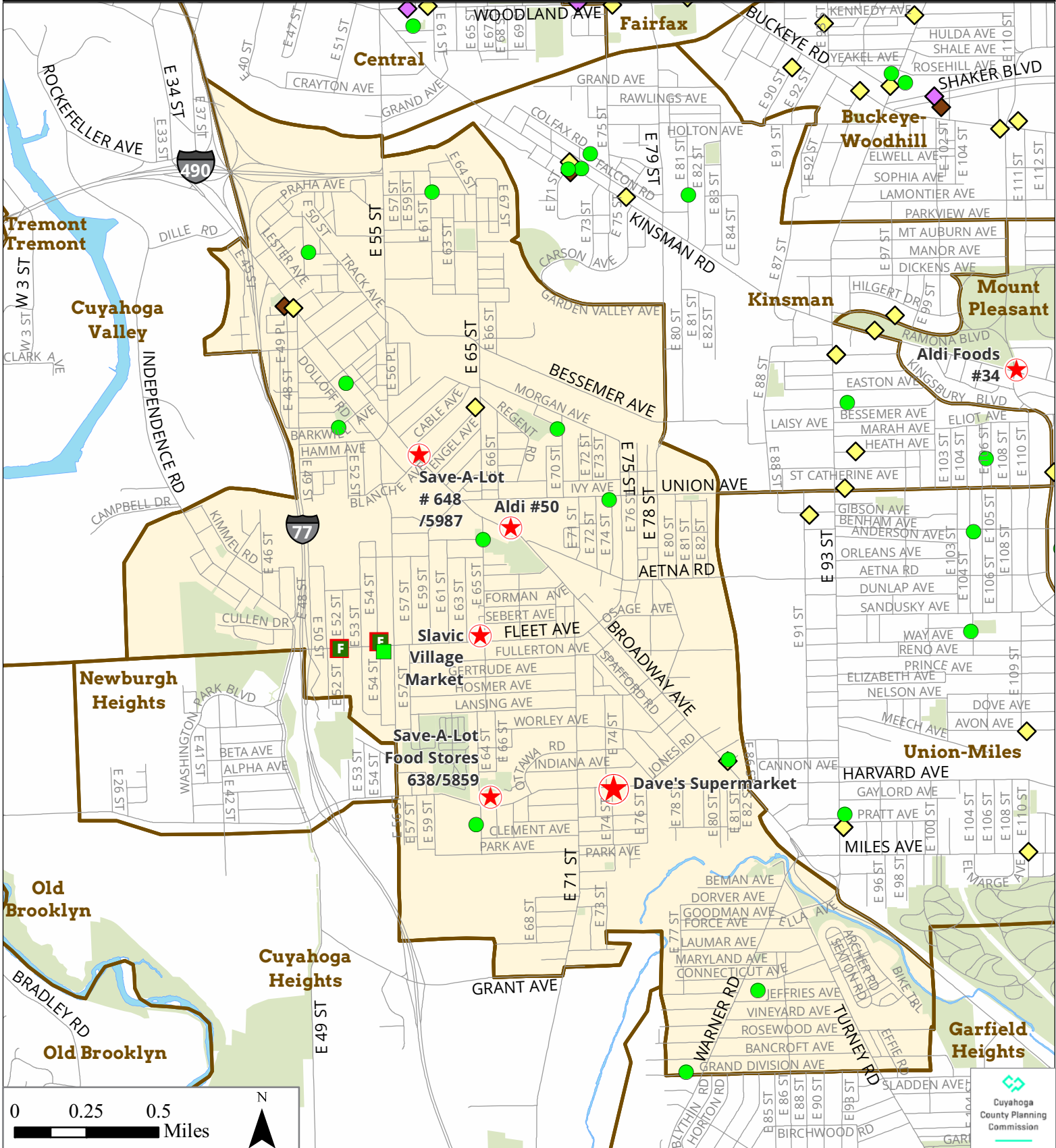
-  Cleveland Summer Sprout Garden
-  School Garden (Suburban)
-  Suburban Garden
-  Green Corps Learning Garden

Farmers Markets by SNAP Acceptance

-  YES
-  NO

Food Distribution and Assistance Resources

-  Food Pantry
-  Hot Meal
-  Stay Well Project Site (Hunger Network)



Community Food Resources		City / Neighborhood		Resource		Cleveland: Broadway-Slavic Village		Name		Address		Description	
Agriculture													
	Summer Sprout										Corner of Barkwill Ave. and Dooloff Rd.		
											5264 Broadway Ave.		
											8328 Broadway Ave.		
											6107 Francis Ave.		
											7807 Grand Division		
											E. 65th St. and Kenyon Ave.		
											corner of Temple Ave. and E. 70th St.		
											4084 E. 64th Street		
											7308 Union Ave.		
											7717 GUTHRIE AVE		
											3037 Nursery Ave.		
Emergency Food													
	Hot Meal										4800 Broadway Avenue		
	Pantry										5949 Engel Avenue		
											8328 Broadway Avenue		
											4800 Broadway Avenue		
											4800 Broadway Avenue		
	Stay Well Project Site												
Farmers Market													
	SNAP												
Grocery													
	Large Grocery										6711 Broadway Ave		
											5841 Broadway Avenue		
											6501 Harvard Avenue		
											6405 Fleet Avenue		
	Supermarket										7422 Harvard Avenue		
School Lunch													
	Elementary School										4906 Fleet Ave		Community School
											6700 Lansing Ave		Community School
											5920 Fullerton Ave		Public School
											8328 Broadway Ave		Nonpublic School
											4310 E 71st St		Community School
											5935 Ackley Rd		Public School
											6615 Forman Ave		Nonpublic School
											8315 Jeffries Ave		Public School
											5004 Glacier Ave		Public School
	High School										6550 Baxter Ave		Nonpublic School
											5806 Broadway Ave		Community School
	Middle School										3398 E 55th St		Community School