

# COMMUNITY PROFILE: Lee-Seville

POPULATION†	Count
Total Population	4,641
Households	2,026
Avg Household Size	2.29

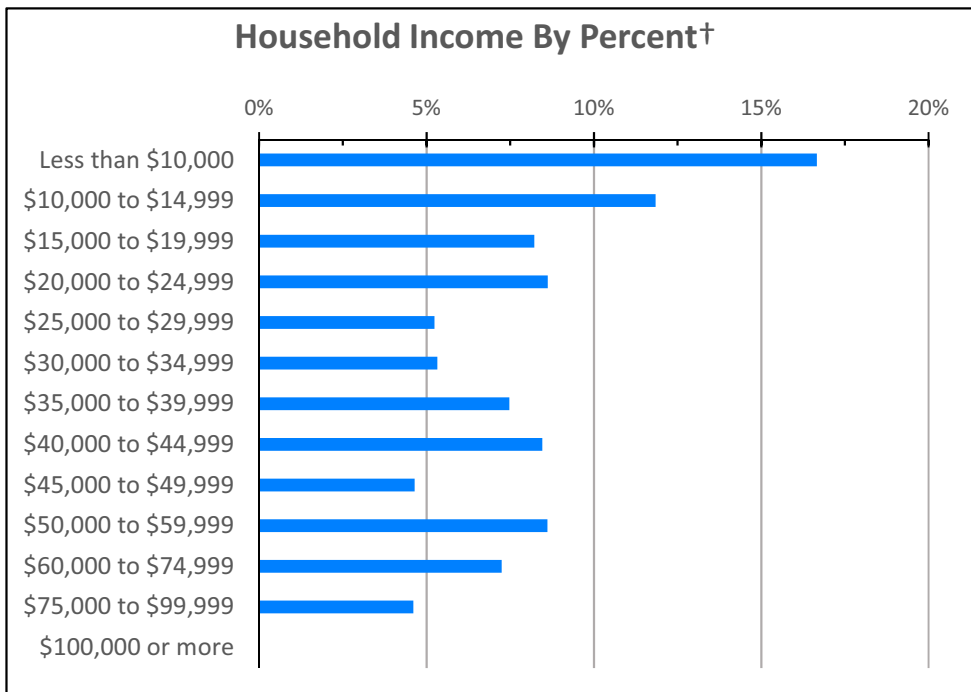
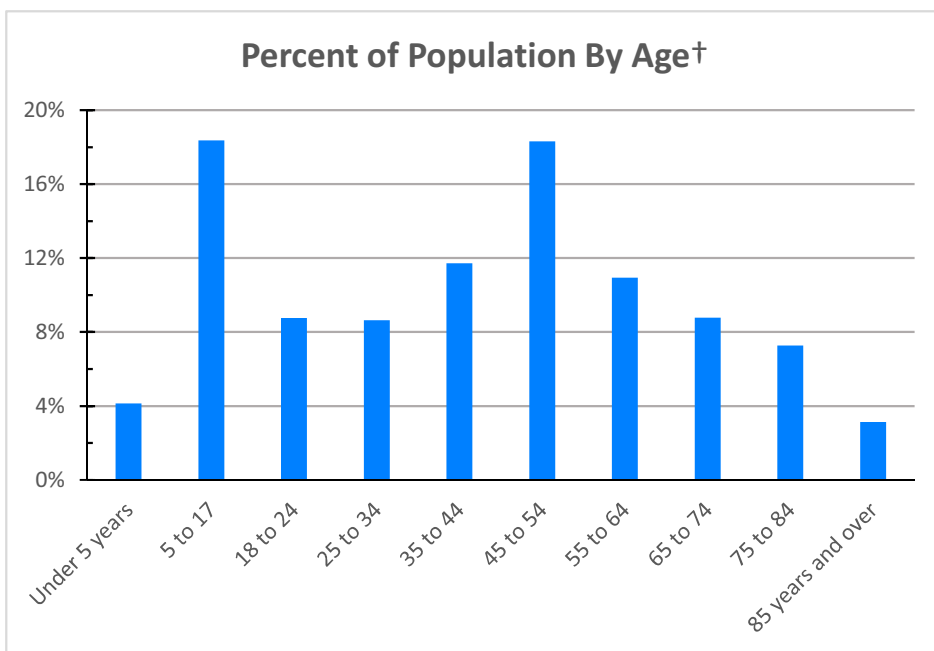
RACE / ETHNICITY†	Count	%
African-American	4,581	98.7%
Total Minority	4,605	99.2%

HOUSING TENURE†	Count	%
Owner	1,242	61.3%
Renter	784	38.7%

SEX†	%
Pct Male	43.2%
Pct Female	56.8%

HOUSEHOLD INCOME†	Total Households
Less than \$10,000	338
\$10,000 to \$14,999	240
\$15,000 to \$19,999	167
\$20,000 to \$24,999	175
\$25,000 to \$29,999	106
\$30,000 to \$34,999	108
\$35,000 to \$39,999	151
\$40,000 to \$44,999	171
\$45,000 to \$49,999	94
\$50,000 to \$59,999	175
\$60,000 to \$74,999	147
\$75,000 to \$99,999	93
\$100,000 or more	0

**PERCENT UNEMPLOYMENT†** 25.1%

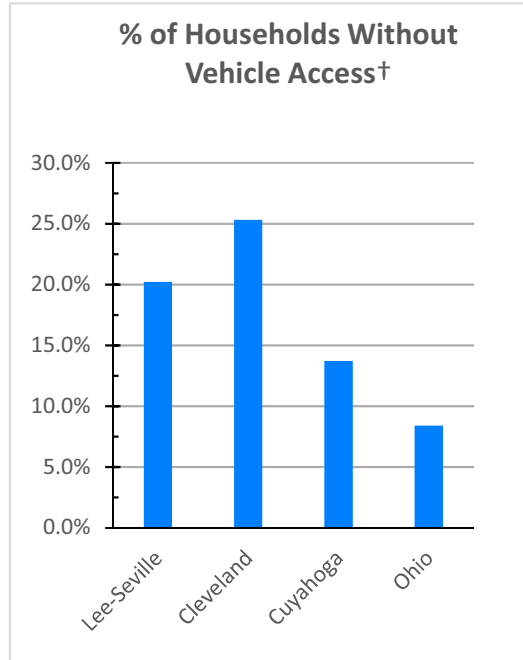


HOUSEHOLD INCOME†	Lee-Seville	Cleveland	Cuyahoga	Ohio
Median Household Income	\$ -	\$ 26,179	\$ 44,203	\$ 48,849
Aggregate Income	\$ 70,576,516	\$ 6,525,565,600	\$ 34,420,250,500	\$ 299,293,760,100
Per Capita Income	\$ 15,208	\$ 16,642	\$ 27,156	\$ 25,890
Income Per Square Mile	\$ 49,436,930	\$ 83,984,113	\$ 75,286,534	\$ 6,676,938

† All data except SNAP from the U.S. Census Bureau, American Community Survey 2010-2014 5 Year Estimates

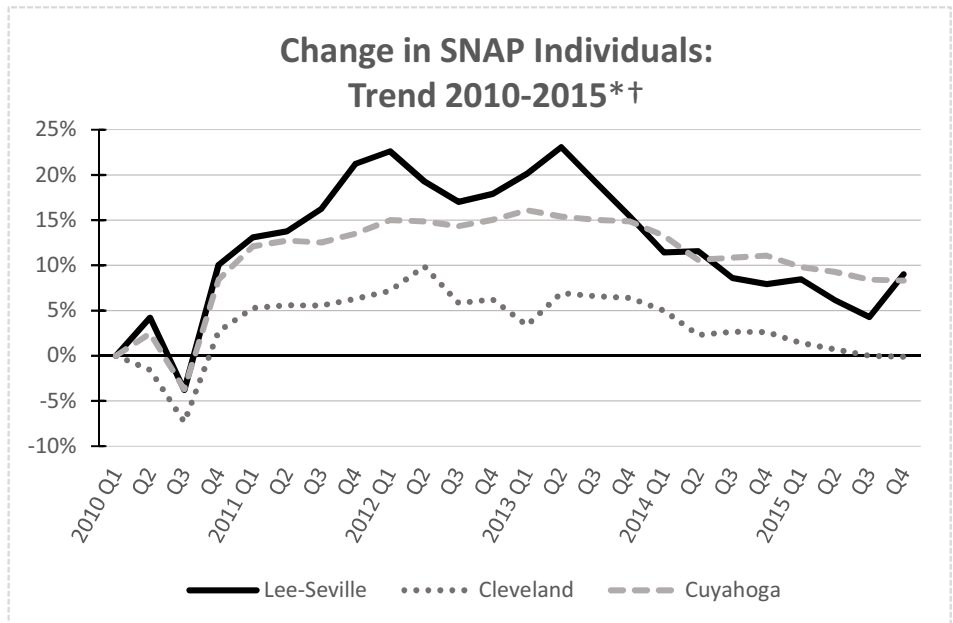
<b>RATIO OF INCOME TO POVERTY LEVEL†</b>	Lee-Seville	Cleveland	Cuyahoga	Ohio
Population for whom poverty status is determined:	4,641	381,531	1,241,330	11,243,508
Population Below Poverty Level	1,475	136,860	230,111	1,790,564
Percent	31.8%	35.9%	18.5%	15.9%
Population Below 200% of Poverty Level	2,828	233,518	461,140	3,859,814
Percent	60.9%	61.2%	37.1%	34.3%

<b>VEHICLE ACCESS†</b>	Lee-Seville	Cleveland	Cuyahoga	Ohio
Households w/o Vehicles	409	42,169	73,370	384,271
Percent	<b>20.2%</b>	<b>25.3%</b>	<b>13.7%</b>	<b>8.4%</b>
Total Vehicles Available	2,518	191,124	793,926	8,105,659
Vehicles Per Person	0.54	0.49	0.63	0.70



<b>SNAP STATISTICS, 2015 4th Quarter* †</b>	Lee-Seville	Cleveland	Cuyahoga
Total assistance groups, number	894	81,724	140,368
Child-only assistance groups, number	7	931	1,996
Total individuals, number	1,583	152,476	261,717
% Total individuals	39.5%	42.2%	21.2%
Individuals aged <5, number	173	18,874	30,646
Individuals aged 5-17, number	392	40,152	69,533
Individuals aged 18-64, number	876	82,545	141,140
Individuals aged 65+, number	142	10,905	20,398

<b>SNAP INDIVIDUALS, TREND 2010-2015* †</b>	Lee-Seville	%
2010 Q1	1,452	31.3%
2010 Q4	1,598	34.4%
2011 Q1	1,642	35.4%
2011 Q4	1,760	37.9%
2012 Q1	1,780	38.4%
2012 Q4	1,712	36.9%
2013 Q1	1,744	37.6%
2013 Q4	1,676	36.1%
2014 Q1	1,618	34.9%
2014 Q4	1,567	33.8%
2015 Q1	1,575	33.9%
2015 Q4	1,583	34.1%



†SNAP Data from NEOCANDO, Center on Urban Poverty and Community Development. All other data from the U.S. Census Bureau, American Community Survey, 2010-2014





\*SNAP (Supplemental Nutrition Assistance Program), formerly known as the food stamp program, is a federal program run by the U.S. Department of Agriculture that offers nutrition assistance to eligible low-income individuals and families.

# Community Food Resources: Lee-Seville

## Major Grocery, By Type

-  Supermarket
-  Large Grocery
-  Other Large Market




## Food Production / Distribution Sites

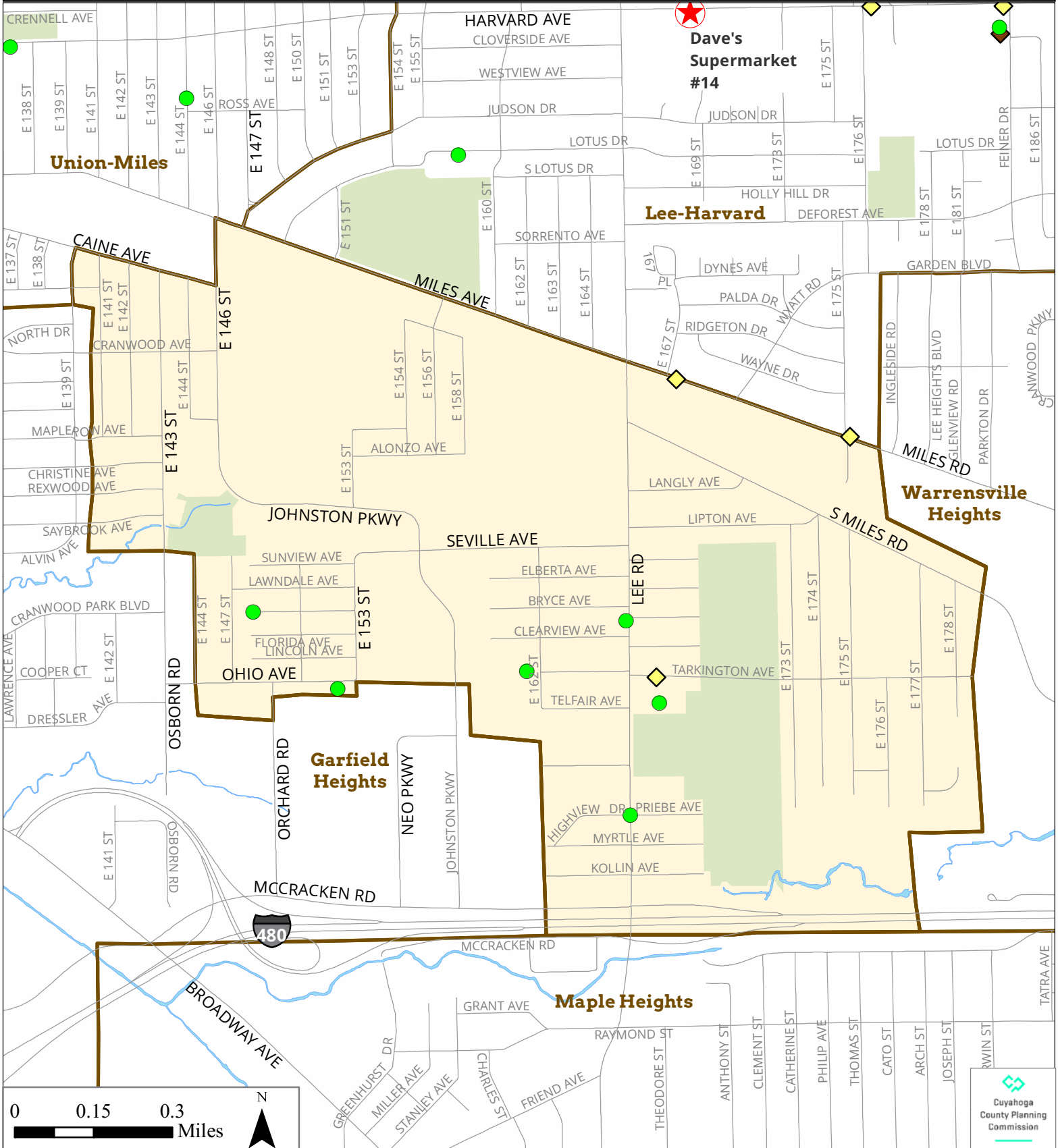
-  Cleveland Summer Sprout Garden
-  School Garden (Suburban)
-  Suburban Garden
-  Green Corps Learning Garden

## Farmers Markets by SNAP Acceptance

-  YES
-  NO

## Food Distribution and Assistance Resources

-  Food Pantry
-  Hot Meal
-  Stay Well Project Site (Hunger Network)



Community Food Resources				
City / Neighborhood	Resource	Name	Address	Description
<b>Cleveland: Lee-Seville</b>				
	<b>Agriculture</b>			
	Summer Sprout	Canaan Garden	4688 E. 162nd St.	
		God's Little Acre	4733 Lee Rd.	
		Helping Stone Legacy Garden	14709 and 14905 Naples Ave.	
		Lee Heights Peace Garden	4612 Lee Rd.	
		Miles Heights Community Garden	15214 Ohio Ave.	
		Southeast Community Garden	Corner of Preibe Ave. and Lee Rd.	
	<b>Emergency Food</b>			
	Pantry	Lee Seville / Miles Hunger Center	16718 Miles Avenue	
		Southeast Seventh Day Adventist	16602 Tankington Avenue	
	<b>School Lunch</b>			
	Elementary School	Ramah Junior Academy	4770 Lee Rd	Nonpublic School