

COMMUNITY PROFILE: Goodrich-Kirtland

POPULATION†	Count
Total Population	4,233
Households	2,034
Avg Household Size	2.08

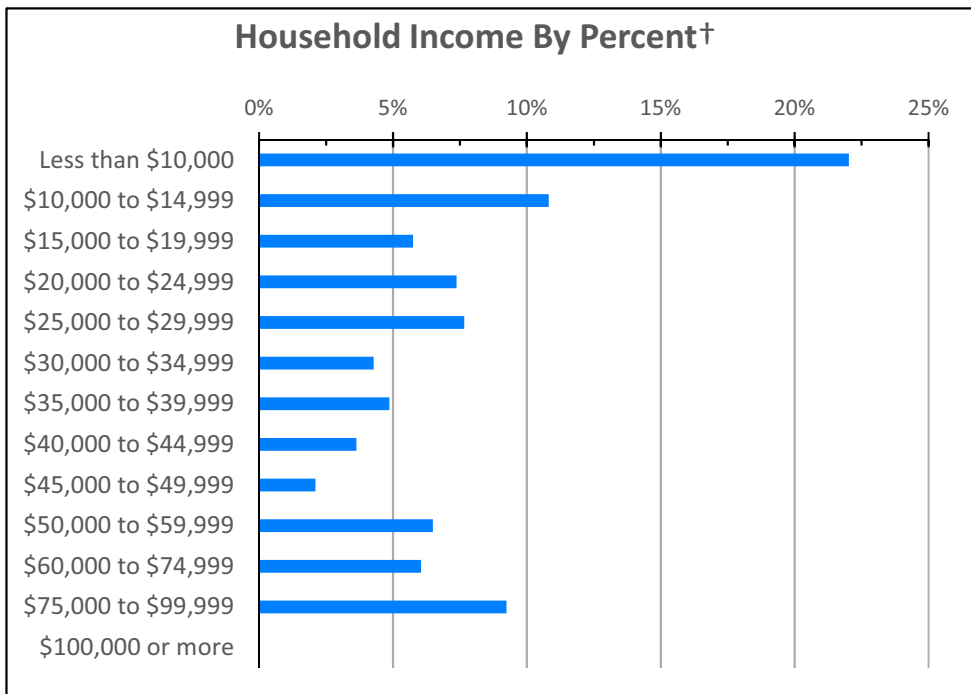
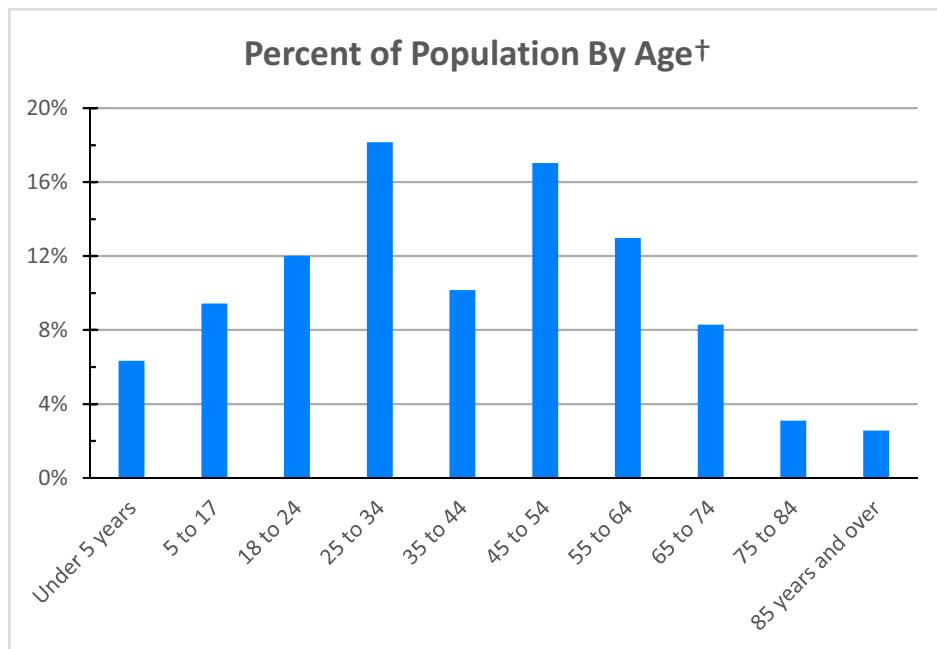
RACE / ETHNICITY†	Count	%
African-American	1,080	25.5%
Total Minority	2,689	63.5%

HOUSING TENURE†	Count	%
Owner	617	30.3%
Renter	1,417	69.7%

SEX†	%
Pct Male	52.4%
Pct Female	47.6%

HOUSEHOLD INCOME†	Total Households
Less than \$10,000	448
\$10,000 to \$14,999	220
\$15,000 to \$19,999	117
\$20,000 to \$24,999	150
\$25,000 to \$29,999	156
\$30,000 to \$34,999	87
\$35,000 to \$39,999	99
\$40,000 to \$44,999	74
\$45,000 to \$49,999	43
\$50,000 to \$59,999	132
\$60,000 to \$74,999	123
\$75,000 to \$99,999	188
\$100,000 or more	0

PERCENT UNEMPLOYMENT† 10.6%

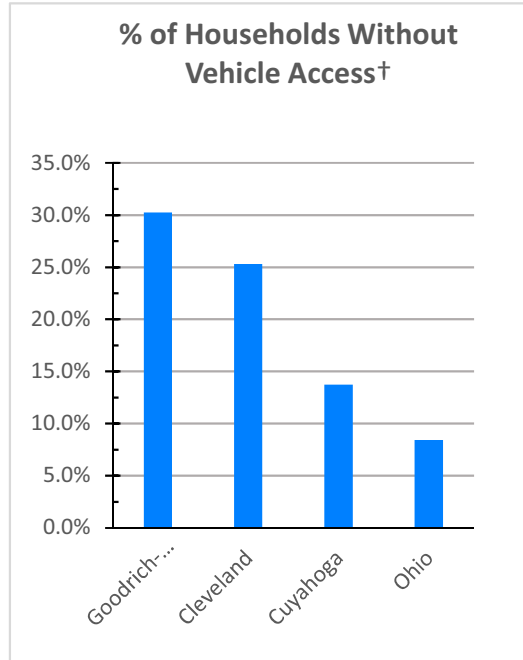


HOUSEHOLD INCOME†	Goodrich-Kirtland	Cleveland	Cuyahoga	Ohio
Median Household Income	\$ -	\$ 26,179	\$ 44,203	\$ 48,849
Aggregate Income	\$ 96,321,612	\$ 6,525,565,600	\$ 34,420,250,500	\$ 299,293,760,100
Per Capita Income	\$ 22,755	\$ 16,642	\$ 27,156	\$ 25,890
Income Per Square Mile	\$ 57,467,624	\$ 83,984,113	\$ 75,286,534	\$ 6,676,938

† All data except SNAP from the U.S. Census Bureau, American Community Survey 2010-2014 5 Year Estimates

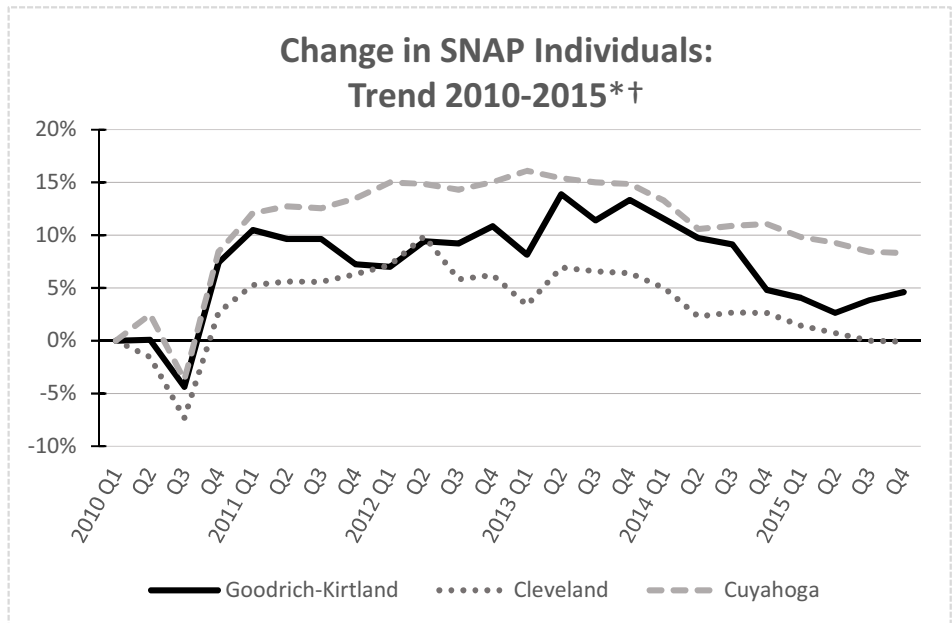
RATIO OF INCOME TO POVERTY LEVEL†		Goodrich-Kirtland	Cleveland	Cuyahoga	Ohio
Population for whom poverty status is determined:					
Population Below Poverty Level		4,233	381,531	1,241,330	11,243,508
Percent		33.7%	35.9%	18.5%	15.9%
Population Below 200% of Poverty Level		2,348	233,518	461,140	3,859,814
Percent		55.5%	61.2%	37.1%	34.3%

VEHICLE ACCESS†	Goodrich-Kirtland	Cleveland	Cuyahoga	Ohio
Households w/o Vehicles	615	42,169	73,370	384,271
Percent	30.2%	25.3%	13.7%	8.4%
Total Vehicles Available	2,092	191,124	793,926	8,105,659
Vehicles Per Person	0.49	0.49	0.63	0.70



SNAP STATISTICS, 2015 4th Quarter* †	Goodrich-Kirtland	Cleveland	Cuyahoga
Total assistance groups, number	867	81,724	140,368
Child-only assistance groups, number	15	931	1,996
Total individuals, number	1,387	152,476	261,717
% Total individuals	33.3%	42.2%	21.2%
Individuals aged <5, number	141	18,874	30,646
Individuals aged 5-17, number	231	40,152	69,533
Individuals aged 18-64, number	754	82,545	141,140
Individuals aged 65+, number	261	10,905	20,398

SNAP INDIVIDUALS, TREND 2010-2015* †	Goodrich-Kirtland	%
2010 Q1	1,326	31.3%
2010 Q4	1,424	33.6%
2011 Q1	1,465	34.6%
2011 Q4	1,422	33.6%
2012 Q1	1,419	33.5%
2012 Q4	1,470	34.7%
2013 Q1	1,434	33.9%
2013 Q4	1,503	35.5%
2014 Q1	1,479	34.9%
2014 Q4	1,390	32.8%
2015 Q1	1,380	32.6%
2015 Q4	1,387	32.8%






†SNAP Data from NEOCANDO, Center on Urban Poverty and Community Development. All other data from the U.S. Census Bureau, American Community Survey, 2010-2014





*SNAP (Supplemental Nutrition Assistance Program), formerly known as the food stamp program, is a federal program run by the U.S. Department of Agriculture that offers nutrition assistance to eligible low-income individuals and families.

Community Food Resources: Goodrich-Kirtland Pk

Major Grocery, By Type

-  Supermarket
-  Large Grocery
-  Other Large Market




Food Production / Distribution Sites


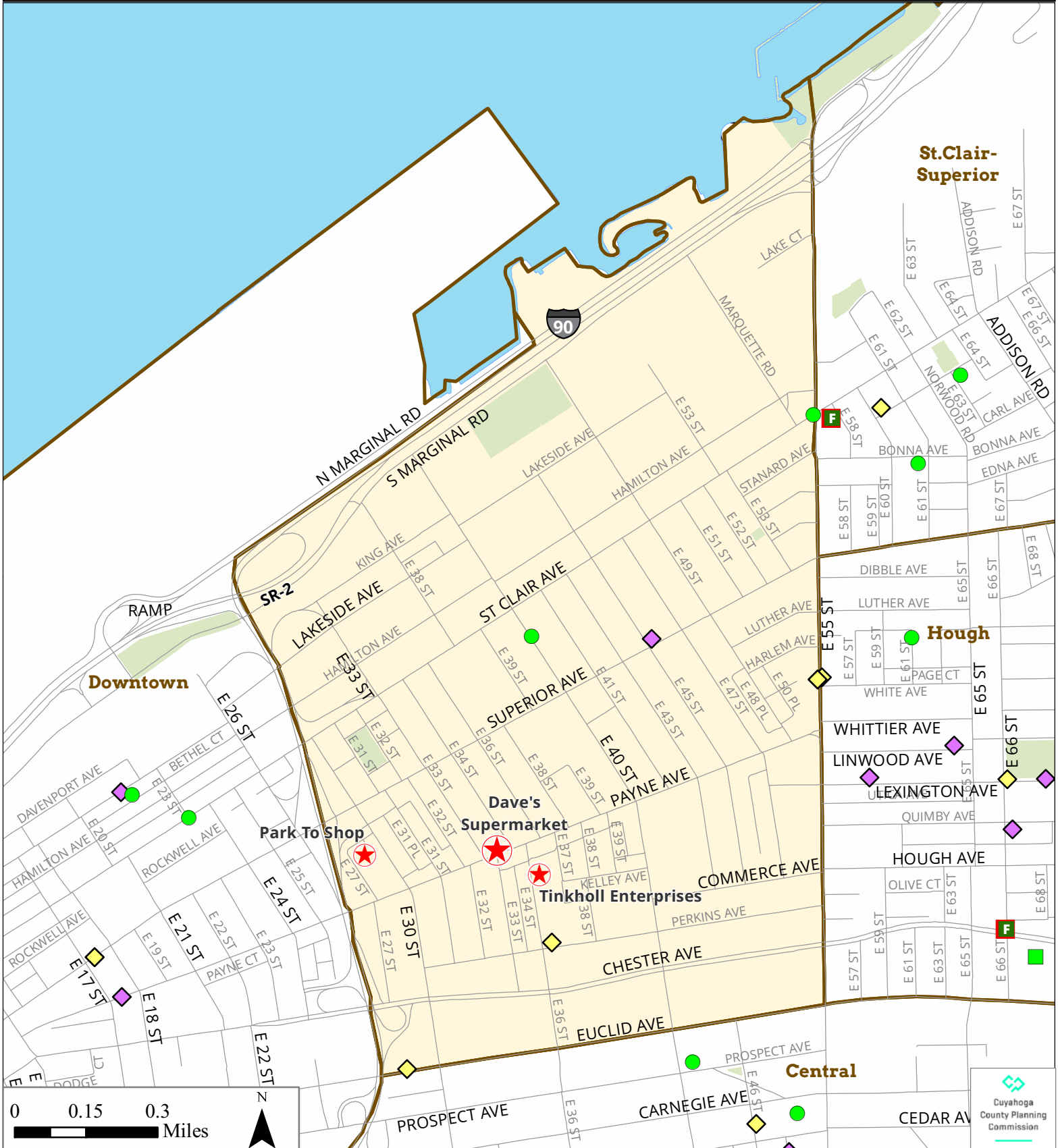
-  Cleveland Summer Sprout Garden
-  School Garden (Suburban)
-  Suburban Garden
-  Green Corps Learning Garden

Farmers Markets by SNAP Acceptance

-  YES
-  NO

Food Distribution and Assistance Resources

-  Food Pantry
-  Hot Meal
-  Stay Well Project Site (Hunger Network)



Community Food Resources		City / Neighborhood		Resource		Name		Address		Description	
Cleveland: Goodrich-Kirtland Pk											
Agriculture											
Summer Sprout		Goodrich-Garnett Neighborhood Center Senior G		1368 E. 55th St.							
		Rust Belt Garden		1407 E. 40th St.							
Emergency Food											
Hot Meal		North Presbyterian Church		4515 Superior Avenue							
		Victory Nazarene Share Ministry		1632 East 55th Street							
Pantry		AIDS Taskforce of Greater Cleveland		2829 Euclid Avenue							
		Asian Services In Action, Inc.		3631 Perkins Avenue							
		Victory Nazarene Share Ministry		1632 East 55th Street							
Grocery											
Large Grocery		Park To Shop		1580 E. 30th Street							
		Tinkholl Enterprises		1735 E. 36th Street							
Supermarket		Dave's Supermarket		3301 Payne Avenue							
School Lunch											
Elementary School		Campus International School		3100 Chester Ave							Public School
		Case		4050 Superior Ave							Public School
		Village Preparatory School		1415 E 36th St Fl 2							Community School
High School		Nexus Academy of Cleveland		3615 Superior Ave E							Community School
		University of Cleveland Preparatory School		1906 E. 40th St							Community School
Middle School		Cleveland Entrepreneurship Preparatory School		1417 E. 36th St Fl 2							Community School
		East Preparatory Academy		4129 Superior Ave							Community School