

**Community Food Resources**

City / Neighborhood	Resource	Name	Address	Description
Berea	<b>Agriculture</b>			
	Suburban	Quarrytown Community Garden	55 W. Bagley Rd.	
	<b>Emergency Food</b>			
	Hot Meal	Campus Kitchen at Baldwin Wallace University (S	55 West Bagley Road	
	Pantry	Church Street Ministries	398 West Bagley Road	
		People's Community Church	628 Wesley Drive	
		SCAN Hunger Center Pantry	85 South Rocky River Drive	
	<b>Grocery</b>			
	Large Grocery	Marc's - Berea	371 W BAGLEY RD	
	Supermarket	Giant Eagle #2108	50 W BRIDGE ST	
	<b>School Lunch</b>			
	Elementary School	Academy of St Adalbert	56 Adelbert St	Nonpublic School
		Grindstone Elementary School	191 Race St	Public School
		St Mary	265 Baker St	Nonpublic School
	High School	Berea-Midpark High School	165 E Bagley Rd	Public School

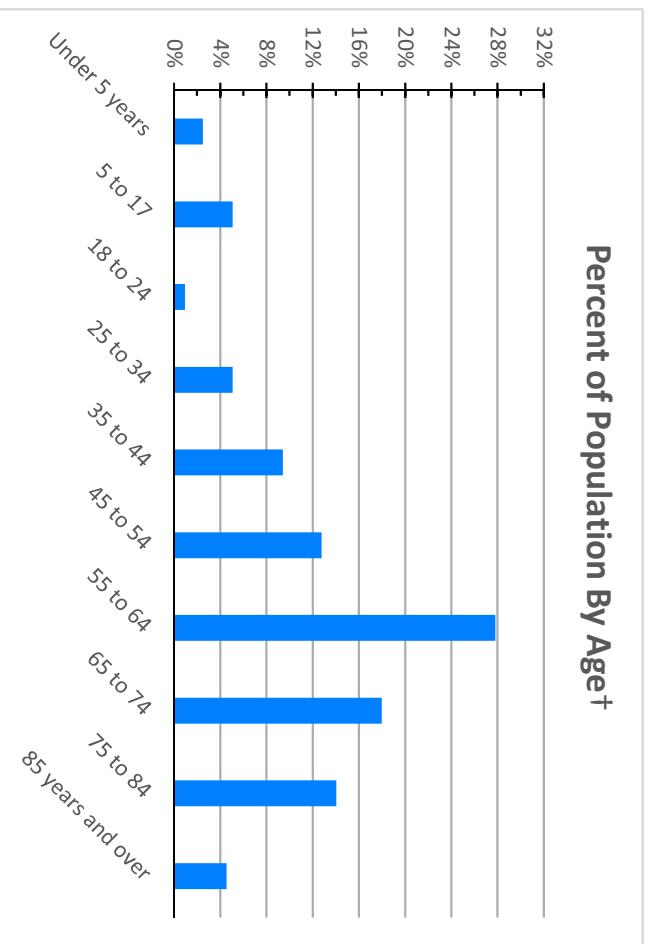
# COMMUNITY PROFILE: Bratenahl

POPULATION+	Count
Total Population	1,169
Households	660
Avg Household Size	1.77

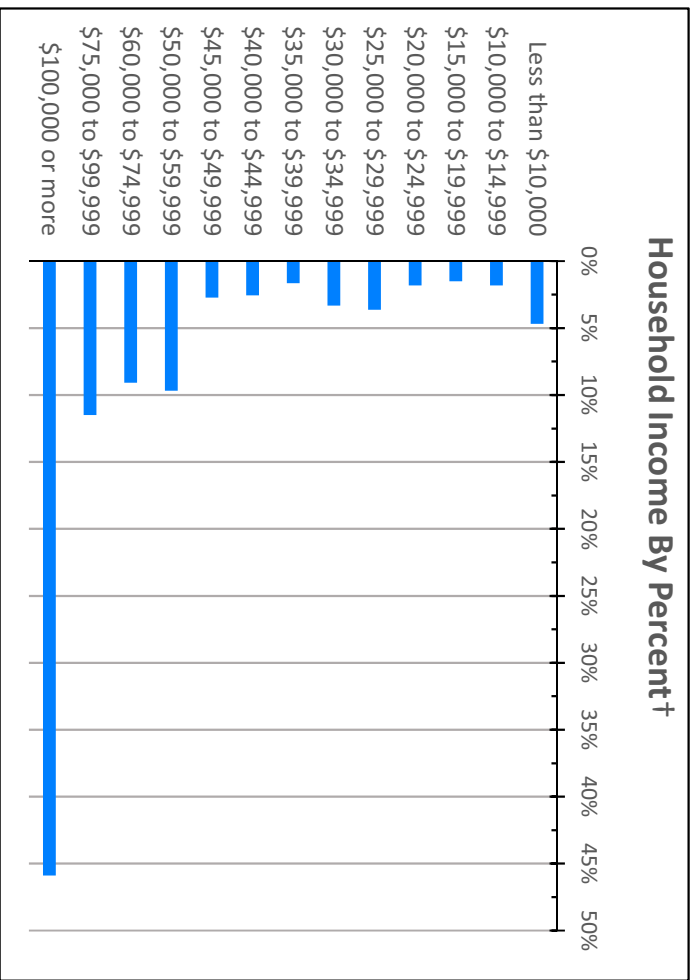
RACE / ETHNICITY+	Count	%
African-American	152	13.0%
Total Minority	204	17.5%

HOUSING TENURE+	Count	%
Owner	551	83.5%
Renter	109	16.5%

<b>SEX+</b>	<b>%</b>
Pct Male	49.5%
Pct Female	50.5%



HOUSEHOLD INCOME+	Total Households
Less than \$10,000	31
\$10,000 to \$14,999	12
\$15,000 to \$19,999	10
\$20,000 to \$24,999	12
\$25,000 to \$29,999	24
\$30,000 to \$34,999	22
\$35,000 to \$39,999	11
\$40,000 to \$44,999	17
\$45,000 to \$49,999	18
\$50,000 to \$59,999	64
\$60,000 to \$74,999	60
\$75,000 to \$99,999	76
\$100,000 or more	303



<b>PERCENT UNEMPLOYMENT+</b>	<b>5.1%</b>
------------------------------	-------------

HOUSEHOLD INCOME+	Bratenahl	Cleveland	Cuyahoga	Ohio
Median Household Income	\$ 89,375	\$ 26,179	\$ 44,203	\$ 48,849
Aggregate Income	\$ 125,880,500	\$ 6,525,565,600	\$ 34,420,250,500	\$ 299,293,760,100
Per Capita Income	\$ 107,682	\$ 16,642	\$ 27,156	\$ 25,890
Income Per Square Mile	\$ 117,559,410	\$ 83,984,113	\$ 75,286,534	\$ 6,676,938

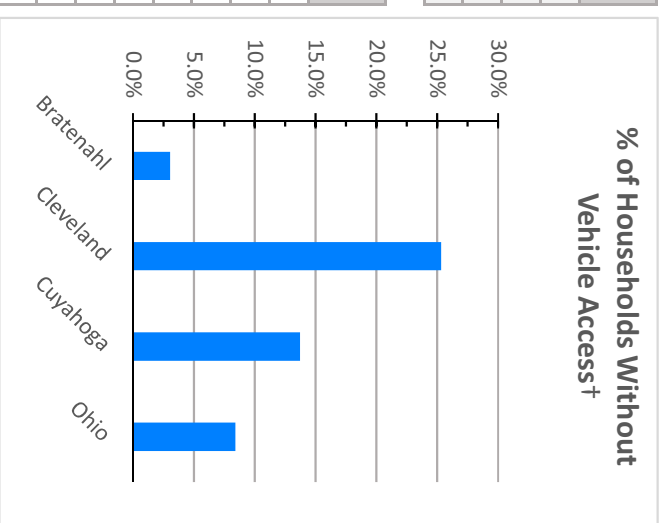
+ All data except SNAP from the U.S. Census Bureau, American Community Survey 2010-2014 5 Year Estimates



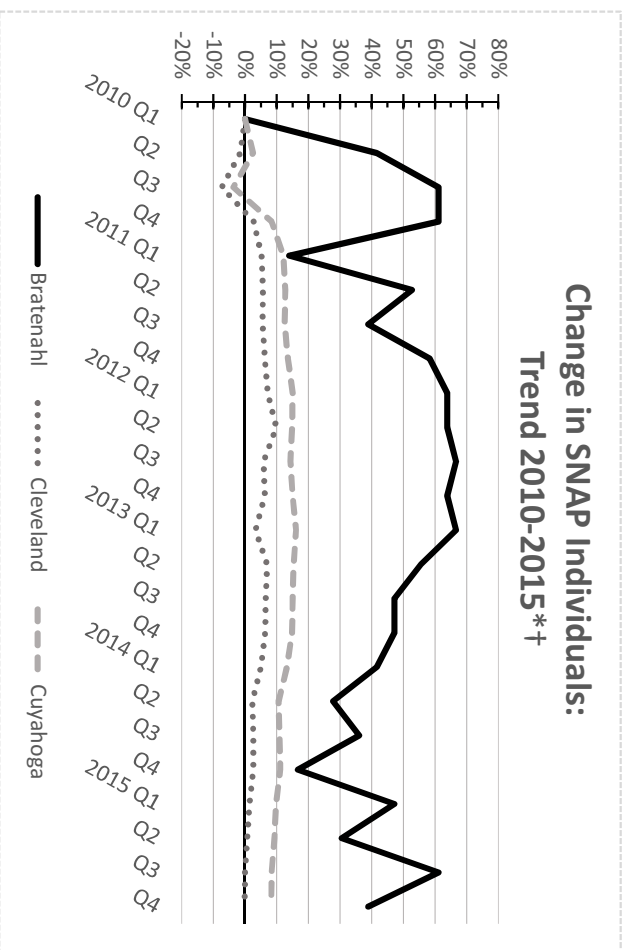
RATIO OF INCOME TO POVERTY LEVEL <sup>†</sup>					
Population for whom poverty status is determined:					
Population Below Poverty Level	Bratenahl	Cleveland	Cuyahoga	Ohio	
Percent	1,169	381,531	1,241,330	11,243,508	
Population Below 200% of Poverty Level	75	136,860	230,111	1,790,564	
Percent	6.4%	35.9%	18.5%	15.9%	
Population Below 200% of Poverty Level	138	233,518	461,140	3,859,814	
Percent	11.8%	61.2%	37.1%	34.3%	

VEHICLE ACCESS <sup>†</sup>	Bratenahl	Cleveland	Cuyahoga	Ohio
Households w/o Vehicles	20	42,169	73,370	384,271
Percent	<b>3.0%</b>	<b>25.3%</b>	<b>13.7%</b>	<b>8.4%</b>
Total Vehicles Available	1,108	191,124	793,926	8,105,659
Vehicles Per Person	0.95	0.49	0.63	0.70

SNAP STATISTICS, 2015 4th Quarter <sup>*†</sup>	Bratenahl	Cleveland	Cuyahoga
Total assistance groups, number	27	81,724	140,368
Child-only assistance groups, number	-	931	1,996
Total Individuals, number	50	152,476	261,717
% Total Individuals	4.4%	42.2%	21.2%
Individuals aged <5, number	6	18,874	30,646
Individuals aged 5-17, number	13	40,152	69,533
Individuals aged 18-64, number	29	82,545	141,140
Individuals aged 65+, number	2	10,905	20,398



SNAP INDIVIDUALS, TREND 2010-2015 <sup>*†</sup>	Bratenahl	%
2010 Q1	36	3.1%
2010 Q4	58	5.0%
2011 Q1	41	3.5%
2011 Q4	57	4.9%
2012 Q1	59	5.0%
2012 Q4	59	5.0%
2013 Q1	60	5.1%
2013 Q4	53	4.5%
2014 Q1	51	4.4%
2014 Q4	42	3.6%
2015 Q1	53	4.5%
2015 Q4	50	4.3%

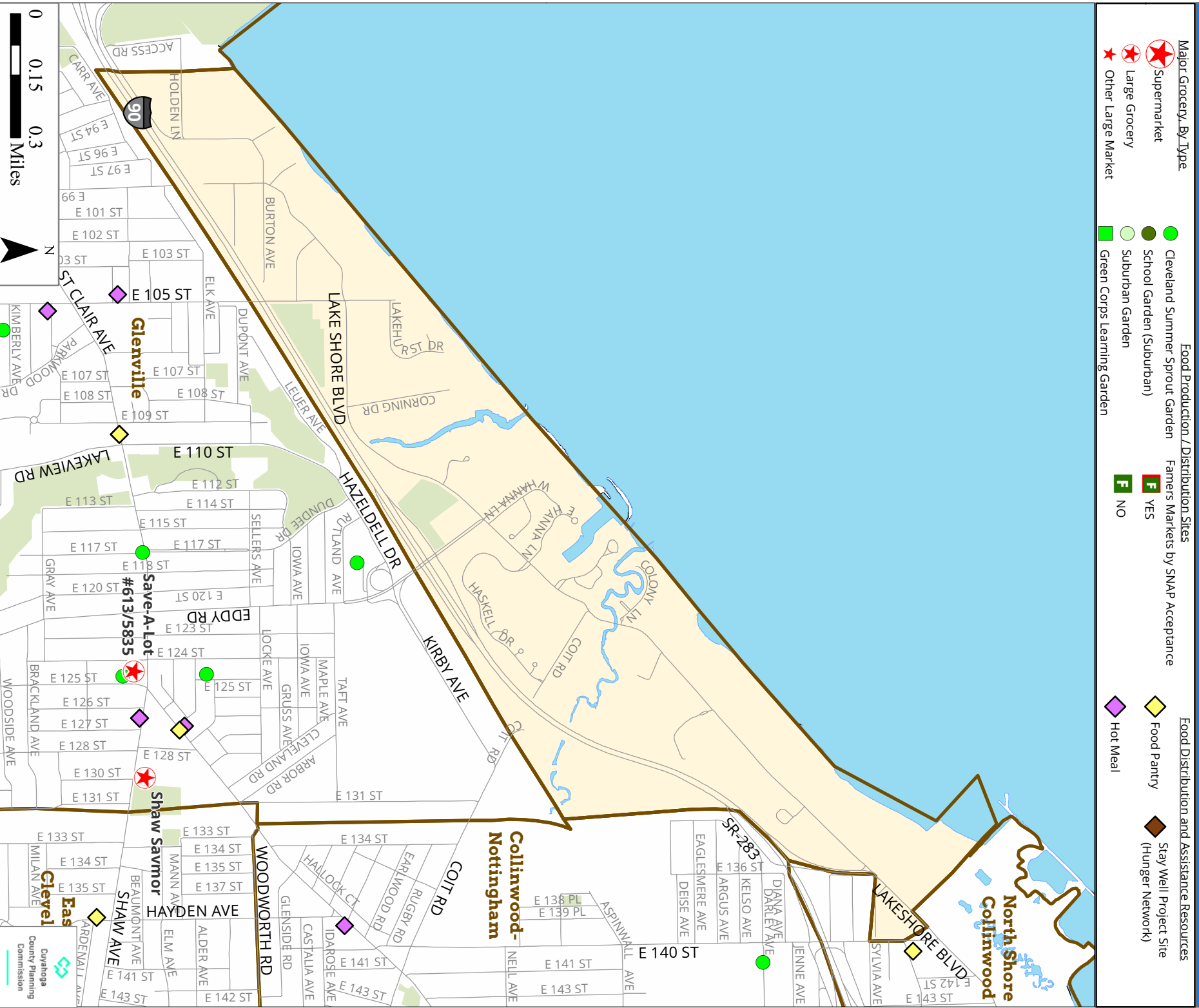


<sup>†</sup>SNAP Data from NEOCANDO, Center on Urban Poverty and Community Development. All other data from the U.S. Census Bureau, American Community Survey, 2010-2014

<sup>\*</sup>SNAP (Supplemental Nutrition Assistance Program), formerly known as the food stamp program, is a federal program run by the U.S. Department of Agriculture that offers nutrition assistance to eligible low-income individuals and families.



# Community Food Resources: Bratenahl



- Major Grocery, By Type**
- ★ Supermarket
  - ★ Large Grocery
  - ★ Other Large Market

- Food Production / Distribution Sites**
- Cleveland Summer Sprout Garden
  - School Garden (Suburban)
  - Suburban Garden
  - Green Corps Learning Garden

- Farmers Markets by SNAP Acceptance**
- F YES
  - F NO

- Food Distribution and Assistance Resources**
- ◆ Food Party
  - ◆ Hot Meal
  - ◆ Stay Well Project Site (Hunger Network)

