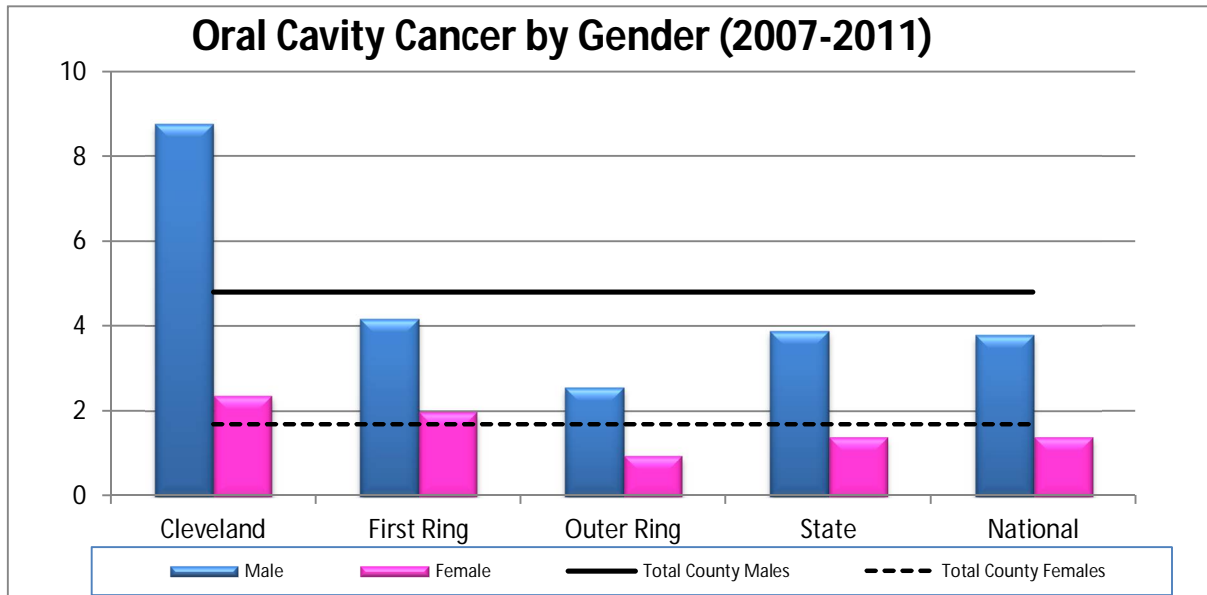


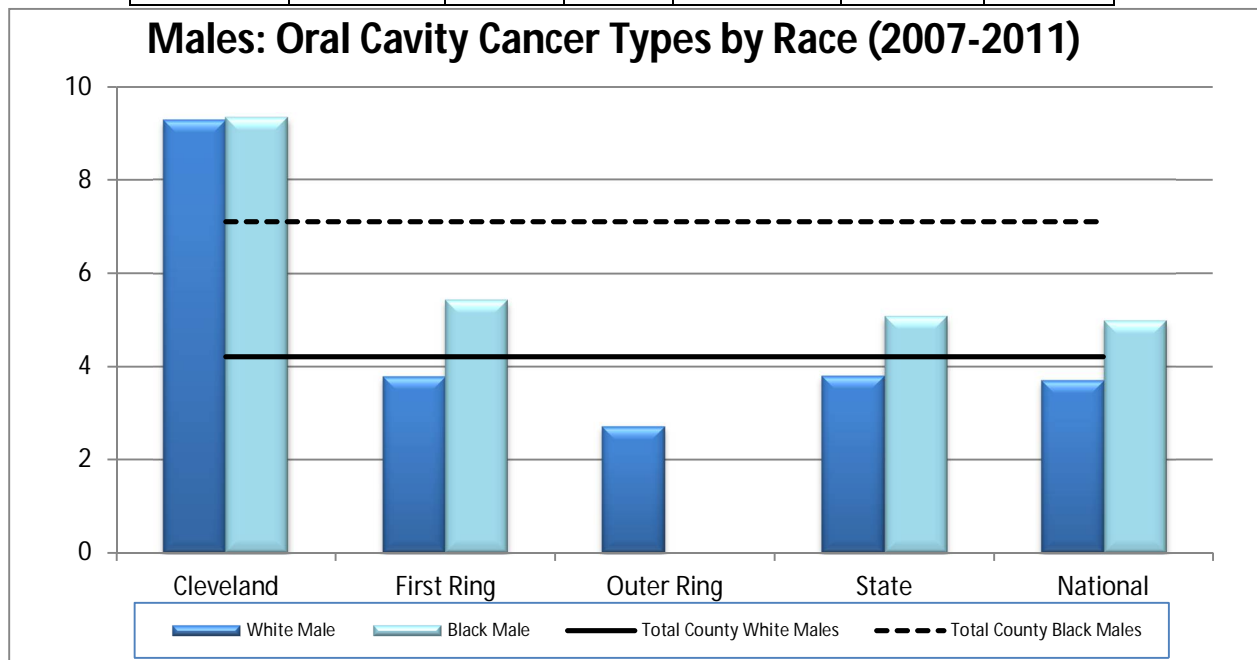
ORAL CAVITY CANCER

The rate of oral cavity cancer deaths for Cuyahoga County from 2007-2011 was 3.1 per 100,000 population, compared to 2.5 for the state of Ohio and 2.5 for the nation.³

Mortality



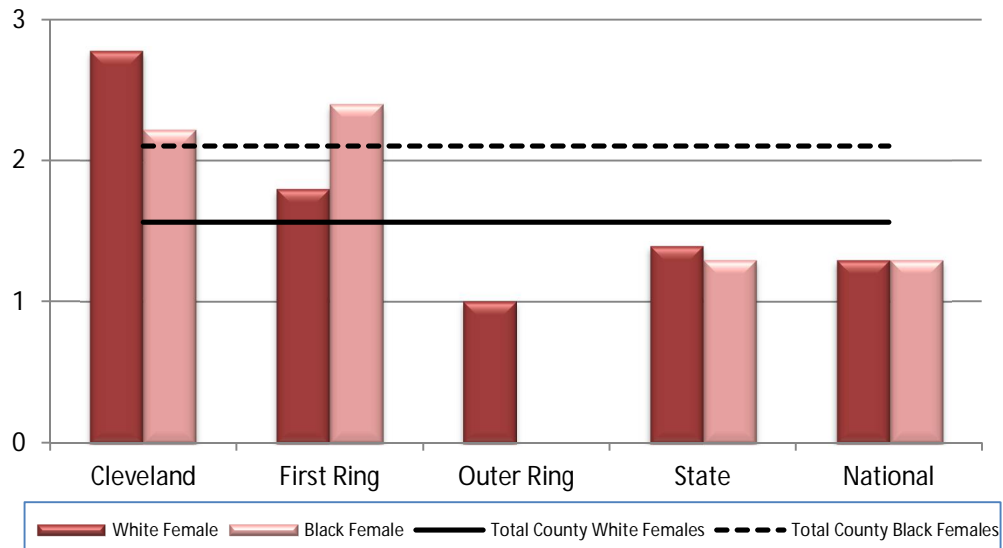
	Cleveland	First Ring	Outer Ring	Cuyahoga County	State	National
Male	8.8	4.2	2.6	4.8	3.9	3.8
Female	2.4	2.0	1.0	1.7	1.4	1.4



	Cleveland	First Ring	Outer Ring	Cuyahoga County	State	National
White Male	9.3	3.8	2.7	4.2	3.8	3.7
Black Male	9.3	5.4	DNS	7.1	5.1	5.0

DNS = Data not sufficient

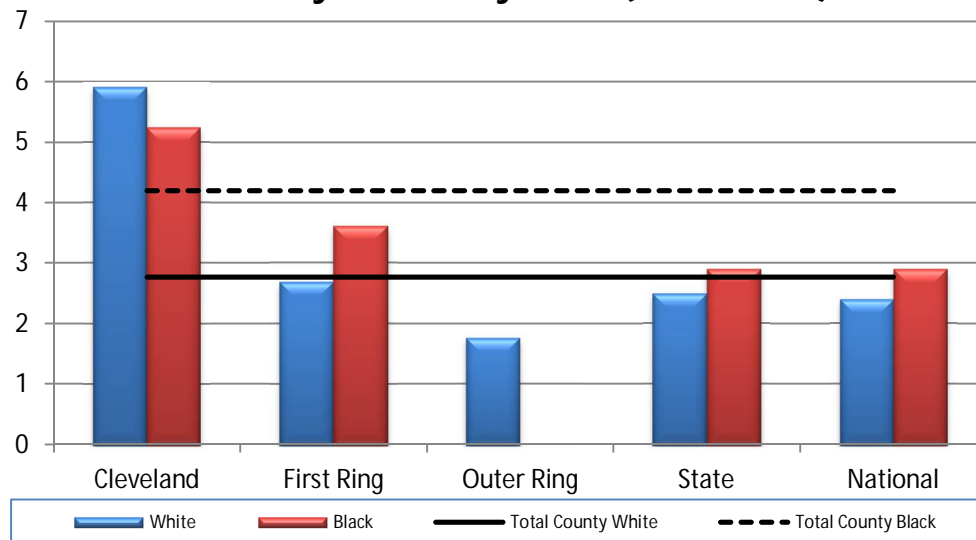
Females: Oral Cavity by Race (2007-2011)



	Cleveland	First Ring	Outer Ring	Cuyahoga County	State	National
White Female	2.8	1.8	1.0	1.6	1.4	1.3
Black Female	2.2	2.4	DNS	2.1	1.3	1.3

DNS = Data not sufficient

Oral Cavity Cancer by Race (2007-2011)



	Cleveland	First Ring	Outer Ring	Cuyahoga County	State	National
White	5.9	2.7	1.8	2.8	2.5	2.4
Black	5.3	3.6	DNS	4.2	2.9	2.9

DNS = Data not sufficient