

CUYAHOGA COUNTY'S TRUSTED SOURCE OF PUBLIC HEALTH INFORMATION



Cuyahoga County Board of Health 2011 ANNUAL REPORT



Public Health
Prevent. Promote. Protect.

Northeast Ohio Public Health Partnership

Table of Contents

Message from the Board..... 3

Programs & Services 4

Environmental Public Health..... 5

Prevention & Wellness 6

Epidemiology, Surveillance
& Informatics 7

Governance & Leadership 8

Monitoring Disease 9

Moving the Needle..... 10

Performance Management 11

Commitment to Service 12

Website Redesign..... 13

Community Reports..... 14

Financial Overview 15

Areas Served..... 16



Members Of The Board

standing L to R
 James T. Gatt,
 Charles T. Riehl, Esq.,
 Terry Allan, R.S., M.P.H.
 Secretary and Health Commissioner,
 Gregory L. Hall, M.D.

sitting L to R
 Debbie L. Moss, Esq.,
 Ye-Fan Glavin, Ph.D.

Photo Credits:
 Centers for Disease Control Public Health Image Library
 Cuyahoga County Board of Health Photo Library
 National Cancer Institute
 National Institutes of Health

Core Values

Accountability, Community Service,
 Integrity, Leadership and Partnership

Mission

To prevent disease and injury, promote positive health outcomes, and provide critical services to improve the health status of the community.

Vision

To optimize the public health status of the community through transformational programming that creates a clear line of sight between what we do every day and how the organization performs.

Our Annual Message

2011 was a year filled with challenges. The continuing national recession required businesses, non-profits and governmental agencies, including ours, to do more with less. At the same time, we saw a concurrent rise in community demand for safety-net health services such as immunizations and health screenings for chronic disease and dental care as healthcare coverage remained an issue for many people.

Anticipating these changing dynamics, the Cuyahoga County Board of Health implemented an agencywide strategic plan which provided us with the ability to become more efficient and effective in delivering health services to our communities.



Among the results was the creation of a comprehensive Prevention and Wellness service area which concentrated the strengths of our nursing and community health programs into a unified force. Its focus is to prevent diseases before they occur in addition to promoting wellness, thereby saving money for consumers and the entire regional health system.

As a part of this reorganization process, our programs that address indoor environmental hazards which impact children and families, such as lead poisoning and asthma, were also consolidated into a single Healthy Homes unit within our Environmental Health service area.

Going further, we redirected resources to improve public health communications and optimize our ability to reach and educate Cuyahoga County residents in taking charge of their own health and improving their quality of life. These efforts culminated in the launch of a new and improved website that will expand our positive impact upon the community.

As a demonstration of our commitment to peak performance and continuous quality improvement, our restructuring included the formation of an Organizational Development unit dedicated to workforce development and community-based efforts that will help us to move the needle on major public health matters.



Our 2011 Annual Report describes these important strategic initiatives and illustrates our agency's effect upon priority health issues. We are also proud to share the extraordinary commitment to service that all of our staff members have shown to the greater community as they consistently go above and beyond their daily responsibilities.

We look forward to continuing our work together in creating the conditions in which all Cuyahoga County residents can be healthy and productive members of our community.

Programs & Services

Administration

Communications
Fiscal Management
Grants Coordination
Information Technology
Legal Counsel
Organizational Development
Quality Improvement
Strategic Planning



Environmental Public Health

Aging Initiatives
Bathing Beaches Monitoring
Consumer Products Safety & Recall Tracking
Emergency Preparedness & Response
Food Service Licensing & Inspection
Hazard Assessment
Health Education & Training
Healthy Homes Program
Lead Hazard Risk Assessment
Manufactured Home Parks Inspection
Marina Inspections
Mosquito & Rodent Control
Nuisance Abatement
Private Water Systems Sampling
Rabies/Zoonotic Diseases
Solid Waste & Wastewater Site Inspection
Storm Water Assessments
Tattoo & Body Piercing Licensing & Inspection

Epidemiology, Surveillance & Informatics

All Hazards Emergency Planning
Cancer Cluster Investigation
Data Analysis & Evaluation
Data Collection & Management
Disease Investigation
Informatics
Network Administration
Outbreak Investigation
Preparedness
Research Administration
Study Design & Application
Surveillance

Prevention & Wellness

Adult & Child Immunizations
Breast & Cervical Cancer Project
Bureau for Children with Medical Handicaps
Child & Family Health Services
Child Fatality Review
CPR & Health Education
Creating Healthy Communities
Dental Options
Family Planning Clinic
Fatherhood Programs
Healthy Child Care Ohio
Healthy Homes Program
Help Me Grow
HIV Testing
Lead-based Paint Hazard Control
Lead Poisoning Case Management
National Children's Study
Newborn Home Visiting
Nutrition Services for Children with Special Health Care Needs
School Health Services
Senior Safety Project
Special Needs Child Care Training
Teen Pregnancy Prevention Program
Travel Immunization Clinic



Environmental Public Health

Who We Are

The Environmental Public Health service area is concerned with all aspects of our natural and manmade environment that affect our health and the ways in which we impact our environment.

Through collaboration with local, regional, state and national officials, EPH is able to address the needs and concerns of our residents and community partners.

Our highly-dedicated staff includes registered sanitarians, registered nurses, watershed coordinators and health educators who work daily to prevent environmental health hazards and to protect and promote public health.

Core activities include but are not limited to: consultation, data collection and management, education, emergency preparedness and response, enforcement, investigation, monitoring and prevention.



What We Have Done

In 2011, EPH was restructured in order to incorporate new programs, one of which is a comprehensive Healthy Homes program focused on creating an improved indoor environment. Largely reliant on grant-funding, the aim is to reduce hazards within homes that in turn lessen the potential for development of serious issues such as asthma and other respiratory ailments, lead poisoning, and accidents, including falls and fires.

Restructuring also involved the expansion of programming related to sustainability which encompasses climate change initiatives, land use, and the redevelopment of Brownfield sites, defined as property complicated by the presence of a hazardous substance, pollutant, or contaminant. These efforts are intended to create new green spaces and spur community and economic development.



Where We Are Going

EPH's intent is to continually evolve and adapt to meet the needs of our communities and diverse populations. Emerging issues include bedbugs, healthy school initiatives, hoarding, the proper use and disposal of prescription drugs, and public health preparedness. We are also committed to the increased use of technology to allow us to more effectively and efficiently deliver our services.



Prevention & Wellness

Who We Are

As the leading causes of illness and death have shifted from communicable diseases such as measles and tuberculosis to chronic types including diabetes, high blood pressure and heart disease, the national health community has changed its focus. Programs, services and policies are now concentrated on prevention in order to improve health outcomes and quality of life as well as to save money.

In accordance with this strategic realignment, we combined our former Nursing and Community Health departments in order to create a new service area now known as Prevention & Wellness.

The Prevention & Wellness team members consist of case managers, community health educators, dietitians, nurses, social workers and support staff dedicated to providing residents with the access, knowledge and resources necessary to live healthier and longer lives.




What We Do

We provide population-specific and community-based programs, initiatives and services aimed at improving health status and eliminating differences in the health outcomes of our residents. Our programs focus on health promotion, policy change, and access to safety-net services.

Examples include:


- Youth-based services offered through programs such as Childcare Education, Help Me Grow, Newborn Home Visiting, Safe Routes to School, and the East Cleveland Teen Collaborative.
- Family-based programs including the Child & Family Health Services Grant Program, Prevent Premature Fatherhood, Title X Family Planning, and the Personal Responsibility Education Program.
- Community-oriented services such as Breast & Cervical Cancer Prevention, Creating Healthy Communities, the PEER Training grant, and various immunization programs.



Where We Are Going

Where people live and how they live are strong contributors to morbidity, the relative frequency of a disease within a specific location, and mortality, the relative frequency of death within a specific population. Segments of our county exhibit disproportionately higher rates of chronic diseases, which account for the largest share of preventable morbidity and mortality. These differences, known as health disparities, are defined by race, ethnicity, gender, income and education levels, disability status and geographic location.

Prevention & Wellness seeks to eliminate these disparities not only through the encouragement of lifestyle changes but also structural and policy initiatives such as safe and affordable housing, access to healthcare, and access to healthy food sources.



Promoting healthy lifestyles, increasing access to vital resources, collaborating with regional health facilities and agencies, and providing reliable surveillance and analysis are the objectives for the newly created Prevention & Wellness service area.

Epidemiology, Surveillance & Informatics

Who We Are

The Epidemiology, Surveillance and Informatics service area leads the agency's efforts in collecting and monitoring the number of cases of chronic and infectious disease present in our community. ESI also provides agencywide technical support through data analysis and plays a key role in emergency preparedness planning and execution.



What We Do

Disease Surveillance and Investigation

ESI monitors the community-wide rate of disease in order to identify infectious outbreaks, trends and emerging patterns. Investigation of individuals with a reportable infectious disease is done with the goal of identifying new or existing health threats and to prevent additional illness from occurring.

Emergency Preparedness and Response

Upon request, ESI provides emergency and disaster planning and response assistance to our member communities. Scenarios could include natural disasters such as blizzards, floods, and tornados, environmental threats such as chemical spills, or disease events and outbreaks. In order to be certain that all parties are ready for such possibilities, we participate in preparedness exercises as a way to evaluate and upgrade individual response plans.

Cancer Surveillance

We annually monitor morbidity and mortality rates for cancer across the county to determine if the amount of disease present is changing. Community concerns are addressed through education and statistical review. A high-profile expansion of this work is presented in the Cuyahoga County Comprehensive Cancer Report. The first local study of its kind, information is available about newly diagnosed cases as well as related deaths across race and gender at the individual community level for 24 different types of cancer. Please visit www.ccbh.net to access the 600 page report.

Where We Are Going

As chronic diseases continue to be the leading causes of morbidity and mortality, we intend to enhance our surveillance activities and techniques. Through our [Health Improvement Partnership - Cuyahoga initiative](#), we provide data regarding community concerns such as health resource availability, quality of life, behavioral and environmental risk factors, social and mental health, maternal and child health, death, illness and injury, and sentinel events. This is but one way in which our information can lead to the promotion of prevention as a way to combat chronic illness and to help improve the overall health of county residents.



Governance and Leadership

The District Advisory Council

The District Advisory Council is comprised of the 22 mayors and trustees of the villages and townships of Cuyahoga County and the Office of the Cuyahoga County Executive. The advisory council is mandated under section 3709.03 of the Ohio Revised Code to meet annually in March to authorize our contracts with the cities we serve, to review and approve our annual report and to appoint members to our Board of Health.



The District Licensing Council

The Cuyahoga County Health District Licensing Council was established under Ohio Revised Code 3709.41(A). The goal of the licensing council is to initiate, build and maintain a relationship between the regulated community and the Board. This body also represents the regulated community in Board of Health deliberations by recommending a member to sit on the Board.

The licensing council reviews and comments on issues affecting the licensed community at both the state and local level, improves the communication and linkages among the public and private sector, and identifies the needed changes in legislation, policy and practices.

Member	License Type
John Kurtz	Construction Demolition & Debris
George Hwang	Food Service Catering
Joseph Bucci	Food Service Operation
Rick Merhar	Marinas
John Patten	Retail Food Establishment
Rich Zavoda	Solid Waste
Charles Riehl	Swimming Pools & Spas

The Board of Health

The Board of Health members are appointed to five-year staggered terms by the District Advisory Council. The Board is comprised of five members, with one of those members appointed from the District Licensing Council, which also provides a Board alternate. The Health Commissioner, who serves as Secretary to the Board, is appointed by the Board, which also appoints the Medical Director. The Board of Health meets monthly to review and approve all agency-related fiscal, legal, program and planning operations.

Administration Services

Administration Services provides coordination for all agency functions including: fiscal management, grants, human resources, information technology, legal, policy, and program planning. The development of agency priorities, performance goals and strategic planning efforts in the areas of Environmental Public Health, Epidemiology, Surveillance and Informatics, and Prevention & Wellness are facilitated by the Organizational Development Unit.

To view the agency’s organizational chart, please visit www.ccbh.net and click on the Administration link under the About Us dropdown menu.

Monitoring Disease In Cuyahoga County

Communicable Disease Information

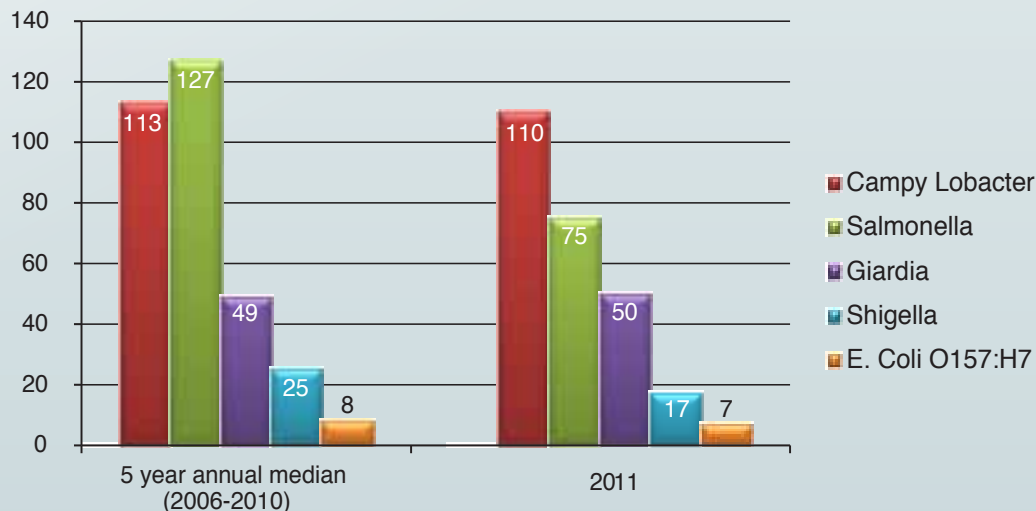
Certain infectious diseases in Ohio are reportable to local and state health departments under Ohio Administrative Code Chapter 3701-3. Our agency investigates reports of communicable diseases among residents of Cuyahoga County, excluding Cleveland and Shaker Heights.

The Cuyahoga County Public Health Collaborative, which consists of the Cleveland Department of Public Health, the Shaker Heights Health Department, and the Cuyahoga County Board of Health, publishes quarterly disease reports.

The graph below compares select enteric, or intestinal, diseases reported in 2011 to the annual median number of cases from 2006-2010. The number of cases in 2011 was similar except for Salmonella cases which decreased by 40 percent.

For more communicable disease data, please visit our website at www.ccbh.net.

**2011 Select Enteric Disease Data
Compared to Annual Medians Across the 2006-2010 Time Period**



Leading Causes of Death in Cuyahoga County

Many of the leading causes of death of residents in Cuyahoga County in 2009 (most recent data available) resulted from chronic diseases considered preventable by the Centers for Disease Control and Prevention.

Top Six Leading Causes of Death Among Cuyahoga County Residents - 2009

	International Classification of Diseases (ICD)	Total Number of Deaths	Cuyahoga Rate ^a	State Rate ^a
1	Diseases of heart	3,634	215.2	193.2
2	Malignant neoplasms (i.e. cancers)	3,034	191.1	190.3
3	Chronic lower respiratory diseases	678	40.7	50.4
4	Cerebrovascular diseases (i.e. stroke)	659	38.6	41.7
5	Accidents (unintentional injuries)	453	31.3	38.8
6	Alzheimer's disease	453	20.9	28.3
	<i>Total Deaths – All Causes</i>	14,002	847.0	844.0
^a Age-Adjusted Rate per 100,000				

Source: Data obtained from the Ohio Department of Health's Center for Public Health Statistics and Informatics

Moving The Needle In Cuyahoga County

Home Health

Childhood lead poisoning rates dropped by 52% from 2004-2010.



Smoking

Over 5,000 area locations produced a 98% compliance rate with Ohio's Smoke Free Workplace Act.

Hospital emergency rooms reported a 26% reduction in chief complaints for heart attack following passage of the Smoke Free Workplace Act.

Adult smoking rates dropped by 10% from 2003-2009 (24.9% to 15%). Rates began to climb in 2010, likely a result of the virtual elimination of tobacco prevention funding formerly available to communities and their residents.



Community

More than 70,000 fishmeal baits are annually distributed in 31 communities to control spread of raccoon rabies.

41,000 H1N1 influenza vaccines were given in 2010 which resulted in a significant drop in reported cases and the spread of the virus.

Over 2,100 women were screened through the Breast & Cervical Cancer Prevention program in 2010-11.

2,000 cases of communicable diseases and 30 health outbreaks were investigated in 2010.



Performance Management

In order to demonstrate our commitment to accountability to our communities and their local officials, our funders and our regional public health partners, we have established a comprehensive performance management system designed to help us shift from creating and carrying out activities to assuming responsibility for achieving results. This system will also help us to determine if we are effectively achieving our goals, realizing change, and improving the quality of our services despite the presence of economic and health disparities which alter the landscape of public health.



The transformation has proven to be exciting as we have changed the way we work, the way we assess our work, and the way we inform others of our progress. Conversely, the transformation has been challenging as we have redefined roles and responsibilities, created new collaborations, and looked for opportunities to capitalize on the benefits of positive change.

Guided by our agencywide strategic plan, we reassessed all of our community programs and public health activities, increased operational

capacity, and undertook a range of quality improvement projects. The reassessment of our programs and activities led us to consolidate staff resources; one example being the creation of a Healthy Homes Unit which now includes both our lead poisoning prevention and asthma related programming.

Four major quality improvement projects were initiated across the agency:

- The creation of an electronic system to track employee attendance and mileage linked to our daily activities reporting systems.
- A revision of the report card and procedures used in evaluating food service establishments receiving critical violations.
- A review of our home visitation programs to ensure that we maintain manageable staff caseloads and optimize reimbursement for services.
- The establishment of a timeline for the reporting by physicians of a select group of communicable diseases such as measles.

Increasing public health's capacity to identify, track and solve problems is a nationwide effort which has resulted in the development of a robust public health accreditation process that identifies common performance standards and measures for state, local, and tribal health departments.

As our agency plans to seek national accreditation in 2012-13, we are in the process of building a Community Health Improvement Plan in coalition with community partners. We are



presently involved in the needs assessment and community engagement phase of this process through an initiative called HIP Cuyahoga, the brand for the **Health Improvement Partnership - Cuyahoga**.

As a part of the community engagement process, a quality of life survey was circulated to the general public to capture their opinions about various health-related issues. To date, over 7,000 surveys have been collected from across the county. A project called "photovoice," which allows youth to use pictures to describe their issues and concerns, is one of the next steps we will take in gathering information. Ultimately, we will create and implement a plan shaped by our community partners and citizens that identifies our future public health agenda.

Please visit www.hipcuyahoga.org for more information about this initiative.



Our Commitment To Community Service

The Cuyahoga County Board of Health has a proud history of supporting the 57 cities, townships and villages which receive our services. We continually strive to help those in need in order to improve their quality of life and make our community a better place for all.

A review of our recent charitable contributions illustrates the various ways in which our employees have supported local organizations and causes.



Nearly \$91,000 from individual monetary contributions

Over \$69,000 raised through the annual Run For Your Life event to promote wellness in school districts

214 pints of blood donated through the American Red Cross

155 pounds of food donated to local food banks

100 pairs of eyeglasses donated to the Lions Club

47 cell phones donated to a local women's shelter

80 volunteer hours to the Cleveland Food Bank

56 volunteer hours for litter removal to the Adopt-A-Highway program

30 hours of in-kind nursing services to the North Coast Health Ministry

Blankets donations through the Parma Adult Basic & Literacy Education program

Cleaning supplies to the Fox 8 Flood Relief campaign

Hair donations to the Locks of Love program

Money and volunteer hours to the Salvation Army Garage & Bake Sale

Various contributions to local Boy & Girl Scout troops

Community service is a source of pride and achievement for our staff. We look forward to continuing to fulfill our obligation as an engaged and committed community partner.



CCBH.NET

Effective communication is vital to organizational success as is providing stakeholders with reliable platforms for interaction. Recognizing this, we redefined our online presence through the redesign of our website.

Still located at www.ccbh.net, the site now enables us to offer essential public health information in a more engaging and user-friendly format.

New features include:

- Rotating homepage photo banner featuring current stories and topics
- Improved search capability and results
- A-Z index of available programs and services
- Staff Directory for all service areas
- RSS feeds that can deliver information directly to your desktop
- Social media interaction using Facebook, Twitter and YouTube

Our homepage includes a tabbed section with links to the latest health alerts and recalls, upcoming events, fact-filled reports, and agency job opportunities. Contained in one location, visitors can quickly review the material or sign up for RSS feeds that provide instant notification of changes to the major listings.

Using our convenient dropdown menus and A-Z index, users can readily find their way to vital services and agencywide contact information. Links to program associates are listed on each service page so users can directly e-mail or call the right person to obtain more information.

Over the coming year, we look forward to offering our online audience increased amounts of easily-accessible material so that ccbh.net becomes a destination point for credible and trusted public health information.



Reports To The Community

The new National Public Health Accreditation Board performance standards direct state, local and tribal governmental public health agencies to “conduct and disseminate assessments focused on population health status and public health issues facing the community.”

To that end, the Cuyahoga County Board of Health publishes a wide range of reports, in coordination with our community partners, about relevant public health issues. These reports are used to develop public health policy, to support decision making for community programs, to augment grant requests for funding to address health issues, and to drive research initiatives.

The following are examples of some of these reports, with brief descriptions of the issues they cover. More information about the reports we offer can be viewed at www.ccbh.net.

Child Fatality Report

In conjunction with the county office of Health & Human Services and the Ohio Department of Health, we compiled the fourteenth edition of the Child Fatality Report. A collection of demographic and statistical information, the report offers an all-encompassing look at the causes and risk factors associated with the death of children ages newborn to 17 years.



Annual Number of Child Deaths by Age Group											
	2001	2002	2003	2004	2005	2006	2007	2008	2009	2010	Total
Under 1 Year	154	173	136	161	164	166	162	171	141	140	1568
1 - 9 Years	40	21	32	30	30	31	33	30	42	16	305
10 - 17 Years	46	37	21	36	45	36	35	39	30	22	347
Total	240	231	189	227	239	233	230	240	213	178	2220

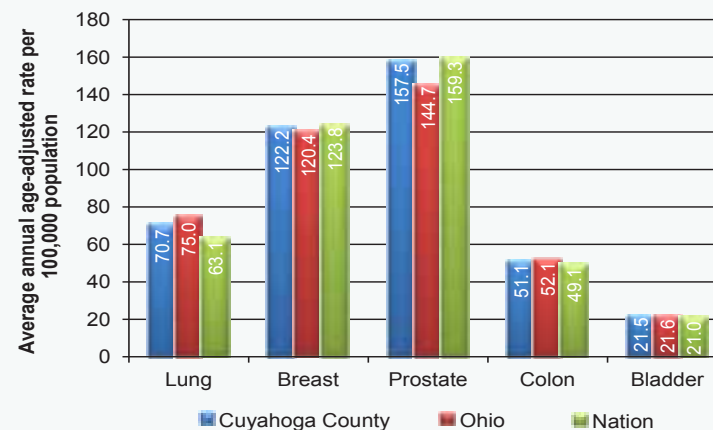
Comprehensive Cancer Report

Cancer is the second leading cause of death in Cuyahoga County with approximately 21 new cases diagnosed each day. The most diagnosed cancers for Cuyahoga County from 2002-2006, the most recent data available at the time of analysis, were lung, breast, prostate, colon, and bladder.

Our first comprehensive countywide cancer report included newly diagnosed cases as well as related deaths across race and gender at the community level for 24 different types of cancer.

To access the 600 page report, including a ten-page high-level summary, and to find additional cancer-related information, please visit www.ccbh.net and click on Cancer Surveillance.

Most Diagnosed Cancer Sites in Cuyahoga County from 2002-2006 with Rate Comparisons to Ohio and the United States*



*Rates were direct age-adjusted to the U.S. 2000 standard population. the 2000 U.S. Census data was used to determine the population at risk.

Annual Food Safety Report

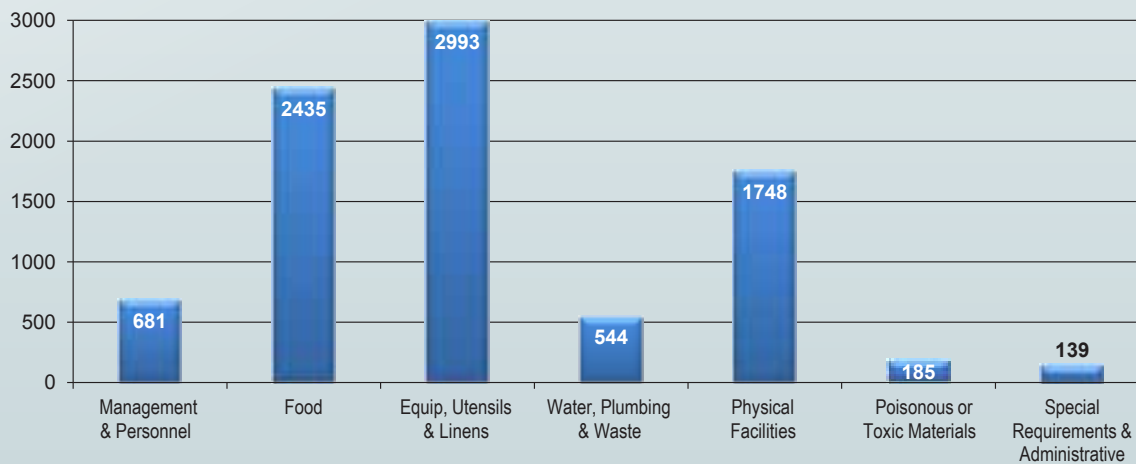
The primary goal of the Food Protection Program is to prevent foodborne illness in our communities by providing food safety education, conducting routine inspections of all food service operations, and by investigating all reports of possible foodborne illness in the community.

The annual Food Safety Report highlights the activities that our food safety staff has conducted for each of our communities including the number of inspections, re-inspections, complaints, illness inspections, and identified critical violations that increase the risk of an illness from food.

The report also showcases the restaurants that practice superior food safety practices. These facilities are recognized in our *Be Food Safe* Program as part of our public health promotion campaign. Please visit www.ccbh.net for more information.

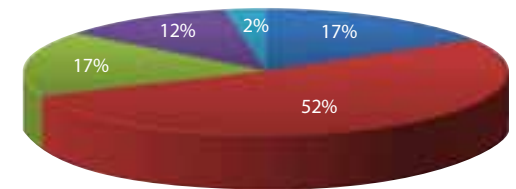


Center for Disease Control Risk Factor Violations Identified in Cuyahoga County

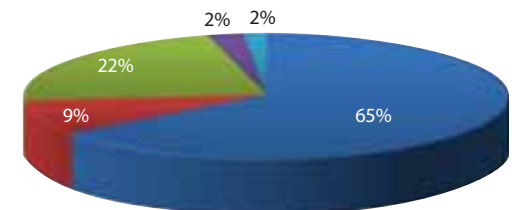


2011 Financial Overview

Revenue	In Dollars	Pct
City Contracts	\$3,278,828	17%
Federal, State & Local Funds	10,226,103	52%
Licenses, Permits & Fees	3,308,145	17%
Charges for Services	2,337,202	12%
Other Receipts	552,727	2%
Total Revenue	\$19,703,005	100%



Expenditures	In Dollars	Pct
Personal Services	\$12,714,824	65%
Services & Charges	1,724,578	9%
Grants & Subcontracts for Services	4,416,951	22%
Supplies & Materials	478,992	2%
Capital Outlays	312,921	2%
Total Expenditures	\$19,648,266	100%



CCBH Funders

AIDS Funding Collaborative	Cuyahoga County Solid Waste District	Ohio Child Care Resource and Referral Association	Summit County Health District
Center for Community Solutions	Education Service Center of Cuyahoga County	Ohio Department of Health	Urban Area Security Initiative
City of Cleveland Department of Public Health	George Gund Foundation	Ohio Department of Natural Resources	U.S. Department of Housing and Urban Development
Cleveland Clinic Foundation	Invest in Children/Office of Early Childhood	Ohio Public Health Partnership	U.S. Environmental Protection Agency
Cleveland Foundation	Mt. Sinai Health Care Foundation	Saint Luke's Foundation	Western Reserve Area Agency on Aging
Community Endeavors Foundation, Inc	National Association of County and City Health Officials	Starting Point	
Council of State and Territorial Epidemiologists	Northeast Ohio Affiliate of Susan G. Komen for the Cure	State of Ohio Department of Transportation	
Cuyahoga County Executive Office	Ohio Attorney General's Office		

**Cuyahoga County General Health District
Total Population served is 854,859**

Bay Village	Chagrin Falls Township	Hunting Valley	North Randall	Solon
Beachwood	Chagrin Falls Village	Independence	North Royalton	South Euclid
Bedford	Cleveland Heights	Lakewood	Oakwood Village	Strongsville
Bedford Heights	Cuyahoga Heights	Linndale	Olmsted Falls	University Heights
Bentleyville	East Cleveland	Lyndhurst	Olmsted Township	Valley View
Berea	Euclid	Maple Heights	Orange Village	Walton Hills
Bratenahl	Fairview Park	Mayfield Heights	Parma	Warrensville Heights
Brecksville	Garfield Heights	Mayfield Village	Parma Heights	Westlake
Broadview Heights	Gates Mills	Middleburg Heights	Pepper Pike	Woodmere
Brooklyn	Glenwillow	Moreland Hills	Richmond Heights	
Brooklyn Heights	Highland Heights	Newburgh Heights	Rocky River	
Brook Park	Highland Hills	North Olmsted	Seven Hills	



Cuyahoga County Board of Health

5550 Venture Drive • Parma, Ohio 44130 • Phone: 216-201-2000 • Fax: 216-676-1311 • TTY 216-676-1313

Printed on recycled content fiber.

