

Cuyahoga County




Child and Family Health Services


Consortium Meeting
May 29, 2013

Cuyahoga County Board of Health
5550 Venture Drive * Parma, OH

Child and Family Health Services Program




ODH Priority: Reduce Infant Mortality





PCMH **Tobacco**

Vision
Optimal health for **all** Ohioans


Mission
Protect and improve the health of **all** Ohioans by preventing disease, promoting good health and assuring access to quality care

Infant Mortality **Obesity**

Strengthen Relationships With External Stakeholders Enhance the Work Climate at ODH





Challenges/Opportunities in FY2014



Public Health
Prevent. Promote. Protect.

- Federal & State Budget Cuts
- Biennial Budget
- Political Perceptions of Public Health
- Competing Priorities
- Health Disparities
- Needs Exceed Resources



ODH Policies on Infant Feeding and Infant Safe Sleep

- Developed in response to need for consistent messaging across the department
- Based on expert recommendations of AAP
- Supported by our own data
- ODH policy/personal views





ODH Infant Feeding and Safe Sleep

- **Infant Feeding**
 - Exclusive breastfeeding for 6 months
 - Supportive messages & images
 - <http://www.womenshealth.gov/itsonlynatural/>
- **Safe Sleep**
 - **A**lone, **B**ack, **C**rib/bassinet; no soft objects or loose bedding
 - Roomsharing without bedsharing
 - Breastfeeding; offer pacifier after one month





ODH Infant Feeding and Safe Sleep

MCH Job Impact

- Program priorities
 - RFP
 - Provider agreements
 - Program priorities
- Resources
 - Staff
 - End users



ODH Gestational Diabetes Project

- ▶ Developing a statewide plan to prevent adult onset (Type 2) diabetes mellitus among women with a history of Gestational Diabetes Mellitus
- Collaboration between MCH & Chronic Disease Programs



Ohio Gestational Diabetes Collaboration

- Harvard Student Project
- Educational Provider Toolkit
- Quality Improvement efforts
- Community Health Workers Conference



Pregnancy Associated Mortality Review (PAMR)

- Pregnancy associated deaths include all deaths to women, either during pregnancy or within one year of the end of a pregnancy, regardless of the cause.



Pregnancy Associated Mortality Review (PAMR)

- **Goal:** To identify and review all pregnancy-associated deaths in Ohio and develop interventions that reduce preventable deaths.



Pregnancy Associated Mortality Review (PAMR)

- Refined review process
 - Improve pre-screening process
- Moving from individual cases to broader recommendations
 - Identification of key issues
 - Establishing priorities
- Begin 2013 Review of 2010 cases
 - First review meeting was March 5th
 - Second review meeting May 28th



Pregnancy Associated Mortality Review (PAMR)

- To identify underlying risk factors, gaps in care, and make recommendations for systems change to reduce pregnancy-associated deaths



PAMR - Pregnancy-Related Deaths

2008

2009

39% of cases reviewed

58 % of cases reviewed

Mortality

Ratio: 9.4/100,000
live births

Mortality

Ratio: 20.8/100,000
live births



Pregnancy Associated Mortality Review (PAMR)

Cause of Death	Contributing Factors
Injury	Delay in diagnosis
Chronic medical conditions	Misdiagnosis
Drug overdose	Use of ineffective treatment
Hypertension/Pre-eclampsia/Eclampsia	
Infection	
Cardiomyopathy	
Pulmonary embolism	



PAMR Quality Improvement Initiatives

- Improving the accuracy and completeness of death certificate data
- Developing a format for mandatory maternal death reporting
- Evaluating maternity departments' readiness for patient safety initiatives



Feto-Infant Mortality Review (FIMR)

- Process that tells us How and Why babies die in a community
 - Psychosocial issues
 - Gaps in care
 - Factors which contribute to infant death in specific communities
- 10 metropolitan areas will receive training on developing FIMRs via the CityMatCH Ohio Equity Institute



Current Ohio Efforts

Ohio Child Fatality Review Program- to reduce the incidence of preventable child death

- Multidisciplinary county or regional CFR boards conduct legally mandated reviews of the deaths of all children under 18
- Infant deaths make up 65% of reviews
- Report published annually
- ODH Web site- <http://www.odh.ohio.gov/>



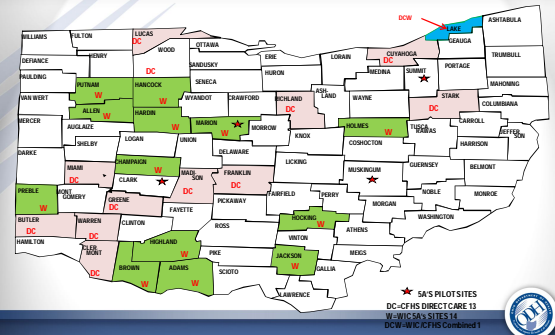
Current Ohio Efforts

Ohio Perinatal Quality Collaborative-

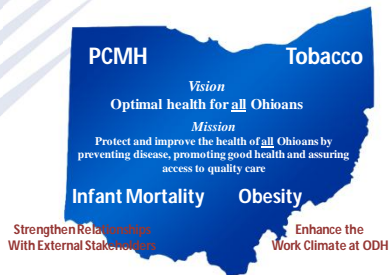
a group of providers, payers, and state agencies that uses quality improvement methods to improve perinatal health statewide



CFHS DIRECT CARE & WIC 5A'S



ODH Priority: Reduce Infant Mortality



Good Birth Outcome



Healthy People 2020

A Resource for Promoting Health and Preventing Disease Throughout the Nation



Infant Mortality Rate Goal: 6/1000



Dr. Arthur James



Infant Mortality

•**Definition:** The death of any live born baby prior to his/her first birthday.

•“The most sensitive index we possess of social welfare . . .”

Julia Lathrop, Children's Bureau, 1913



Slide prepared by R. Fournier PhD, BSN
State of Michigan IMR Director

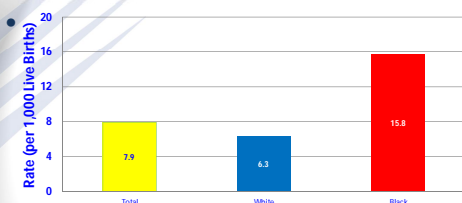
Racial Disparities in Infant Mortality

“...Healthy People 2010 has made eliminating disparities one of its two major goals over this decade, and nowhere are the disparities more disgraceful and more persistent than in birth outcomes.”

Michael Lu, M.D., MPH

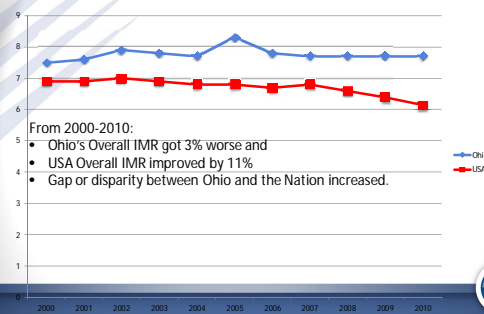


Ohio's Infant Mortality Rates, by Race, 2011*



*Source: Preliminary Data from Ohio Department of Health Vital Statistics

USA & Ohio IMR, 2000-2010:



Healthy People 2020 goal for Infant Mortality: 6/1000

USA Black IMR/State, 2006-2008:

(In order of worse to best)

USA: 13.11

1. Hawaii	18.54
2. Indiana	15.36
3. Tennessee	15.36
4. Wisconsin	15.14
5. Ohio	15.03
6. West Virginia	14.93
7. Arizona	14.85
8. Michigan	14.70
9. Kansas	14.62
10. North Carolina	14.62
11. Missouri	14.49
12. Pennsylvania	14.04
13. Oklahoma	13.91
14. Louisiana	13.88
15. Mississippi	13.82
16. Alabama	13.73
17. Arkansas	13.53
18. Illinois	13.45
19. Delaware	13.46
20. Virginia	13.40

Ohio Infant Mortality Reduction Initiative (OIMRI)



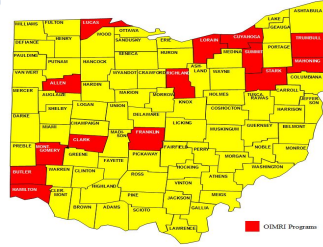
The OIMRI Programs

There are 14 OIMRI projects located in predominantly urban areas in Ohio serving African-American pregnant women and infants at risk for poor health outcomes.



Ohio Infant Mortality Reduction Initiative

Ohio Infant Mortality Reduction Initiative



OIMRI Cuyahoga County 1st 5 Years 2005-2010


	OIMRI	Cuyahoga	Cleveland	East Cleveland	Warrensville
OIMRI Women Served	219				
OIMRI Births	188				
Full Term	90.43%	85.4%	82.4%	78.1%	85%
Healthy BW	89.36%	87.4%	86.7%	82%	88.7%
Pre-Term	9.57%	14.6%	17.6%	21.9%	15%
LBW	9.04%	10.4%	10.5%	13.4%	8.4%
VLBW	1.60%	2.2%	2.8%	4.6%	2.9%
Infant Mortality	0	9.8%	15.3%	23.5%	

6/3/2013

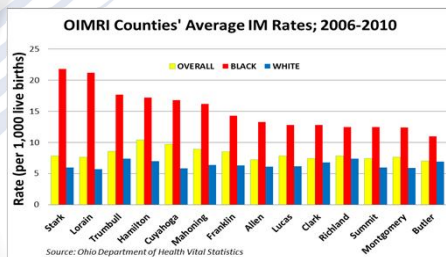
Ohio Infant Mortality Reduction Initiative

Ohio Collaborative to Prevent Infant Mortality

Purpose: To implement and monitor the recommendations & strategies put forth by the Ohio Infant Mortality Task Force in its 2009 report.



Infant Mortality Rates: 2006-2010



Infant Mortality Summit



So, what will **WE** do?



Our Summit Challenge

- Get involved/Stay engaged
- Spread the word, recruit others
- Making a difference requires "ALL OF US"
- "One Less" "One Less" "One Less"
 - There were 1,088 infant deaths in Ohio during 2011.
 - There are 88 counties in the State of Ohio
 - If our State averages one less infant death/county for 2013, we begin the process of changing this trend...one mother and her baby at a time.

Dr. Arthur James



CityMatCH

Chad Abresch, MEd
CityMatCH Executive Director



CityMatCH Infant Mortality Initiatives Overview

Institute for Equity in Birth Outcomes

- Applies a **scientific focus** to the work of reducing inequities in birth outcomes.
- Teams implement and evaluate a **local project** aimed at producing measurable improvements in inequities.
- A high-visibility **National Summit** will showcase results and impacts.




Ohio Equity Institute (OEI)

- | | |
|-------------------------|-------------------------|
| • Butler (Middletown) | • Lucas (Toledo) |
| • Cuyahoga (Cleveland) | • Mahoning (Youngstown) |
| • Franklin (Columbus) | • Montgomery (Dayton) |
| • Hamilton (Cincinnati) | • Stark (Canton) |
| • Lorain (Elyria) | • Summit (Akron) |



Good Birth Outcome






Contact Information

Vivian Jackson Anderson, M.A., L.S.L.P.
Ohio Infant Mortality Reduction Initiative Coordinator

Ohio Department of Health
Bureau of Child & Family Health Services
246 N. High Street
Columbus, OH 43215
(614) 466-2247 FAX (614) 564-2442
vivian.anderson@odh.ohio.gov



A decorative graphic of a yellow ribbon with a blue seal on the right.