

Ohio PREP Region 7 Data Report

Prepared by: Ohio University's Voinovich School of Leadership and Public Affairs

January 2018



Ohio
Department of Health



OHIO
UNIVERSITY
Voinovich School of
Leadership and Public Affairs



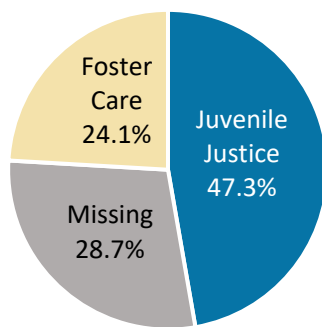
Department of
Youth Services

Introduction

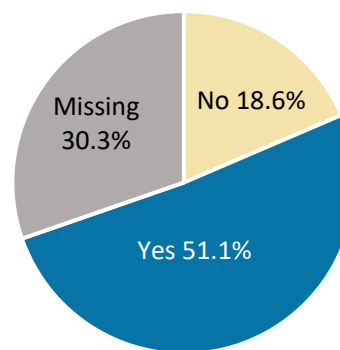
This report provides data from 2013 through July 2017 for Ohio PREP Region 7. The intention of this report is to provide an overall picture of regional results. Please note there may be instances where data collected, are not included. This could occur for a variety of reasons including missing response, incorrectly formatted ID numbers or incorrect forms used. All available usable data are included when possible.

Demographics

Youth Setting



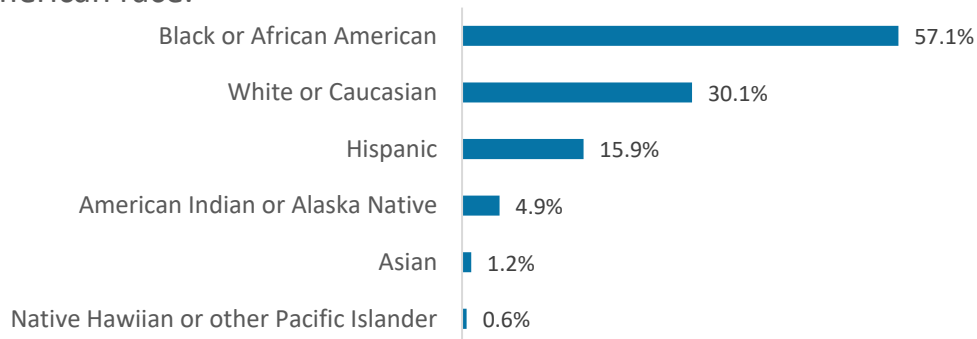
Percentage of youth completing the program



- ✓ A majority of PREP youth (59%) are male. (Male and female were the only gender options on the survey.)
- ✓ PREP youth range from 14 to 19 years old, with an average age of 16.

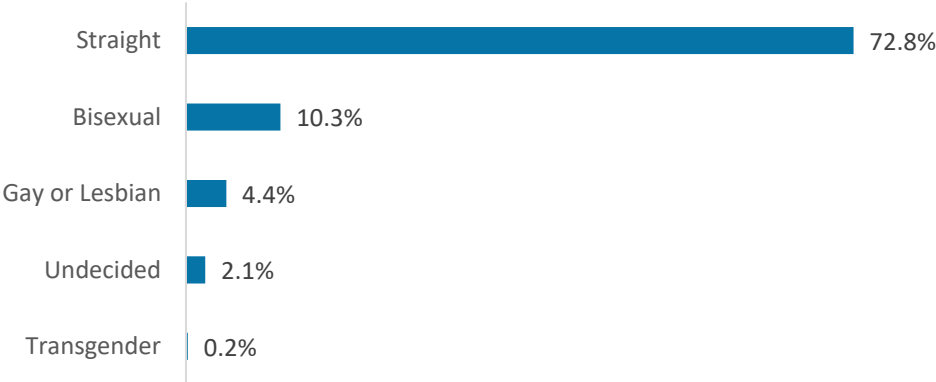
The majority of Region 7 youth are black (57%) or white (30%). Sixteen percent of participants are Hispanic. Of those 73 individuals, 56% are Puerto Rican, 30% are Mexican, Mexican American, or Chicano/a, and 12% are another Hispanic, Latino/a or Spanish origin. One percent chose multiple Hispanic types. The chart below shows the self-reported race of participants. Participants may choose more than one option.

Nearly 60% of Region 7 youth report black or African American race.



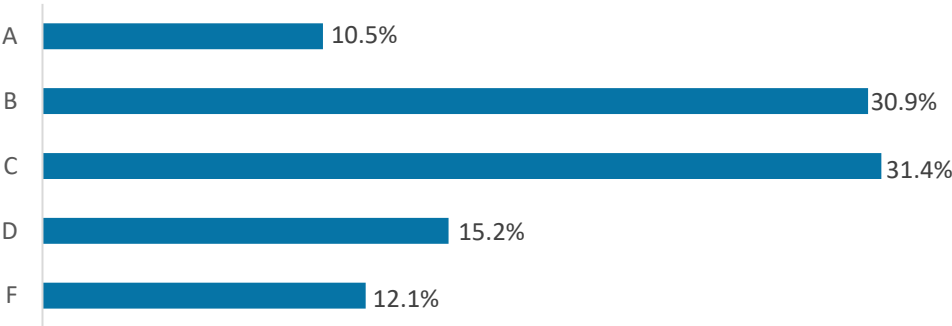
Participants were asked to select all categories that describe their sexual identity. As shown below, the majority chose “straight,” although more than one response could have been selected. Ten percent reported identifying as bisexual, 4% gay or lesbian, 2% undecided, and less than one percent identified as transgender.

Most respondents self-report straight identification.



At entry, 421 participants described their grades in the last 12 months; the majority indicated receiving B's and C's.

Over 60% of participants report earning mostly B's and C's in the last 12 months.



In response to questions about what they learned and liked best, youth report very positively and are able to state important and relevant points. See comments to the right.

Attendance

Instructors turn in attendance sheets at the end of every training, the sheets include the dates they started and ended the curriculum. Across the State, the evaluators are able to distinguish 335 cohorts from 2013 to 2017, 63 of which are from Region 7. The 335 cohorts range in class size from two students to 43, with an average of just under nine. The average time to complete the program among these 335 cohorts is 49 days, with a minimum of one and a maximum of 249 (cohorts with one day between, completed the programming in two consecutive days). The average days to complete the curriculum in Region 7 is 33.3. The curriculum is intended to be completed within 30 days.

Region	Number of Cohorts	Average days to complete	Minimum Days	Maximum Days
Region 7	63	33.3	3	127

A total of 474 Region 7 youth attended at least one day of the PREP program and 248 completed at least 75% of the curriculum. Most of the youth who completed 75% of the curriculum had pre and post matched data.

Metric	Number/Percent
Number of youth who attended at least one session	474
Number of youth who completed 75% of the curriculum	248
Number of youth with matched data	308
Percentage of youth who completed 75% of the program with matched data	81%
Percentage of youth who attended at least one session and had matched data	65%

Region 7 Youth Comments

Most important points they learned in PREP:

"It's not that hard to get a STD, it's not that hard to get someone pregnant."

"It's important to have safe sex."

"How to tell if a relationship is healthy."

"Use condoms at all times to protect STDs."

"Filling out a check."

"Abstinence to protect pregnancy and STDs."

"Using condoms and birth control prevent STDs and pregnancy."

"Financial literacy."

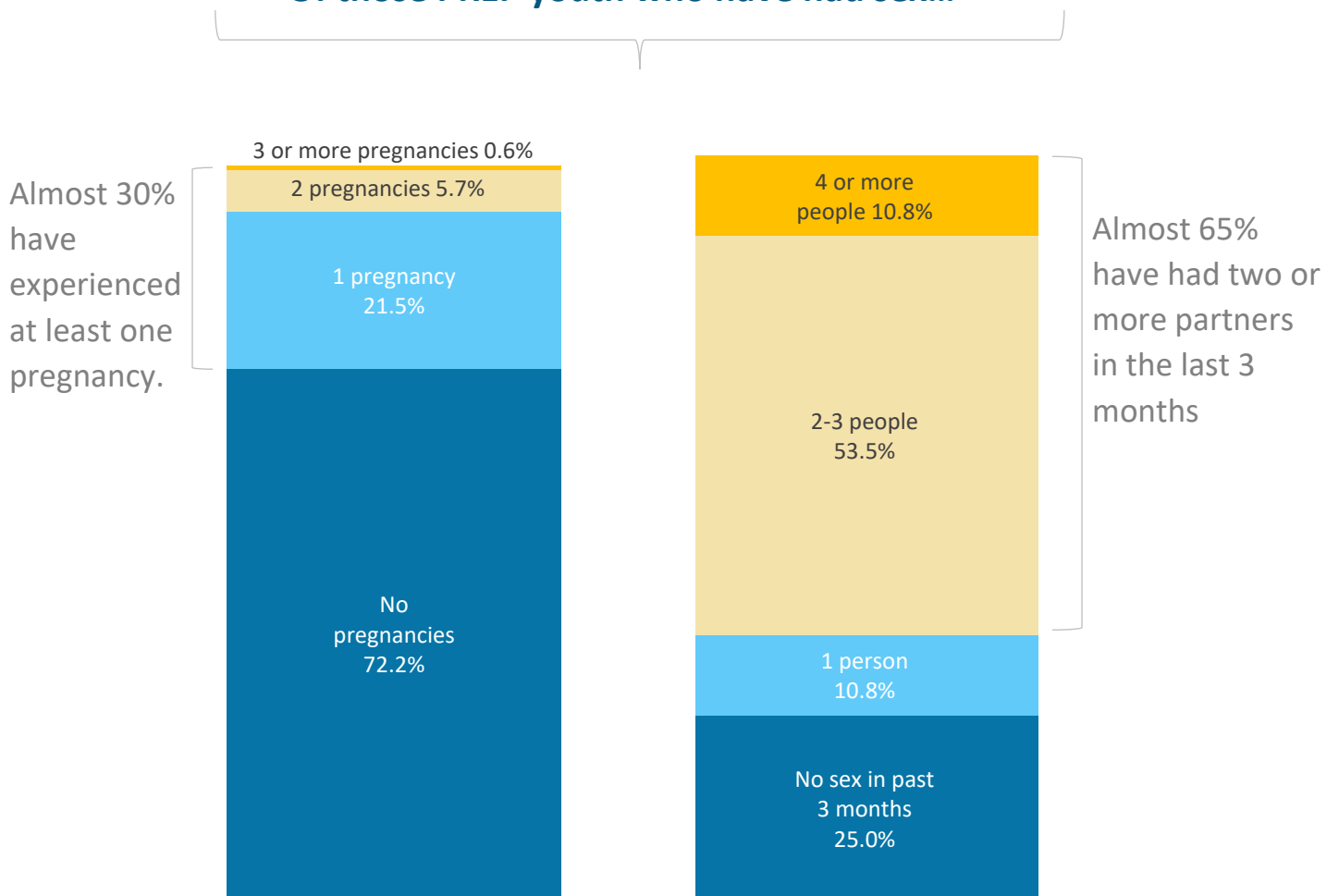
Youth Sexual Activity and Pregnancies

Of all participants answering the question (425), 76% report having had sexual intercourse, described as “the act that makes babies.” The charts on this page focus on that 76%.

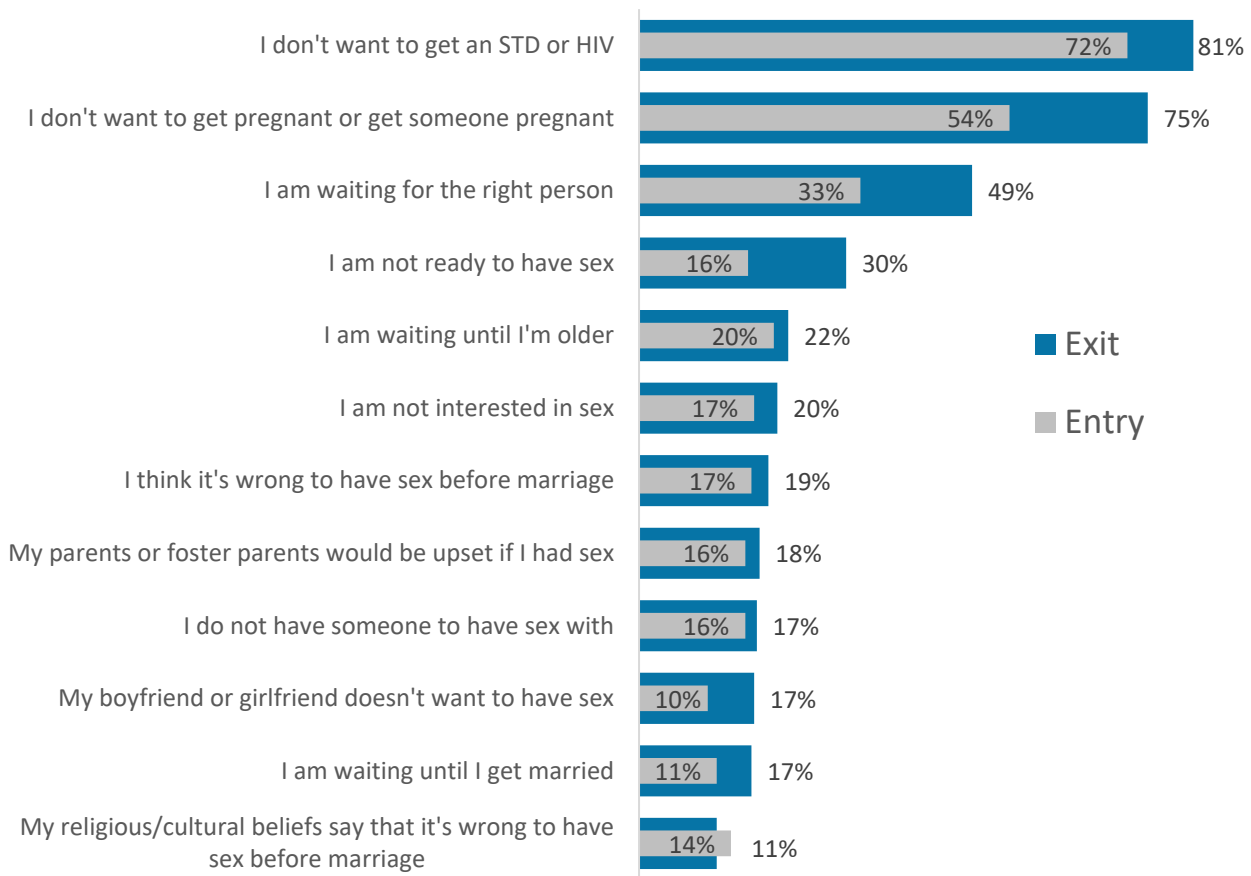
Participants are asked, to the best of their knowledge, how many times they have been pregnant or gotten someone pregnant, to which 316 responded.

76% of PREP youth entering the program have had sex.

Of those PREP youth who have had sex...



The chart below illustrates the top twelve reasons for not having sex in the future (out of eighteen possible reasons, youth could select more than one reason). These responses include youth with a matched pre- and post-test who completed 75% of the curriculum. At exit, most youth indicated that not wanting to get STDs/HIV or to cause a pregnancy were reasons not to have sex. The biggest increase was among youth who indicated that they did not want to cause a pregnancy.



Region 7 youth report what they liked most about PREP:

"I liked how informative it was."

"I liked that we could ask questions about whatever we wanted and not feel afraid."

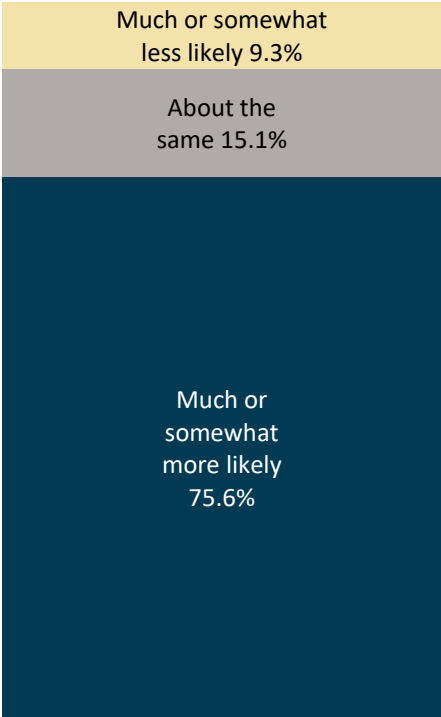
"We really talked about sex and instructors listened to us and told use facts."

"What I liked the most is being able to interact and ask questions."

"I could say what I wanted to without getting looks that say 'how do you know this.'"

Intention to Use Condoms

PREP is having a positive influence on youth regarding condom use. On exit, the majority of youth (76% or 236 individuals) reported that they are somewhat more likely or much more likely to use condoms.



Likelihood of using condoms on EXIT

Region 7 youth report what they liked best about PREP:

“What I liked the most is being able to interact and ask questions.”

“They taught us the risk and the different STDs we could get if we don't use protection.”

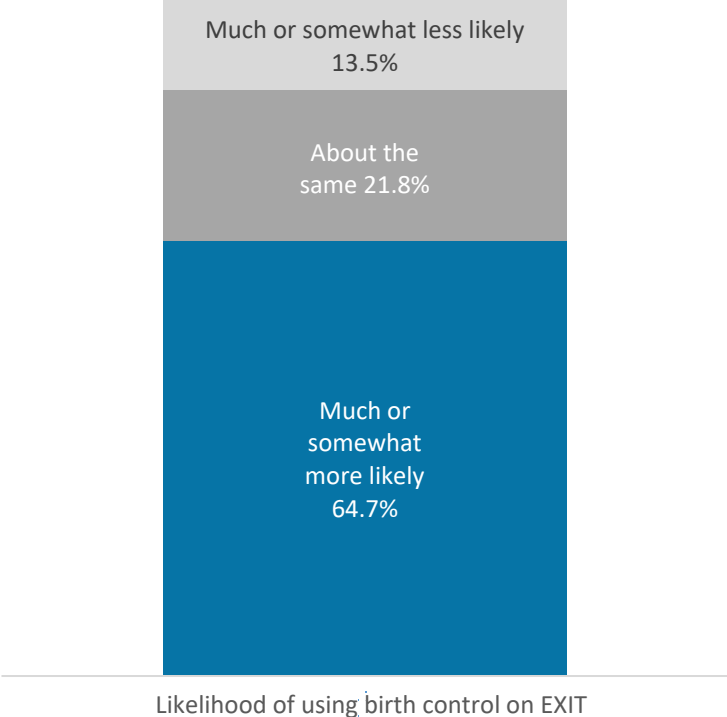
“We talked a lot about stuff my mom never talked about.”

“Caring and supportive group.”

“I liked that it was easy to ask questions and talk about certain things and nobody was judgmental. Also I learned a lot about a bunch of things.”

Intention to use hormone-based birth control

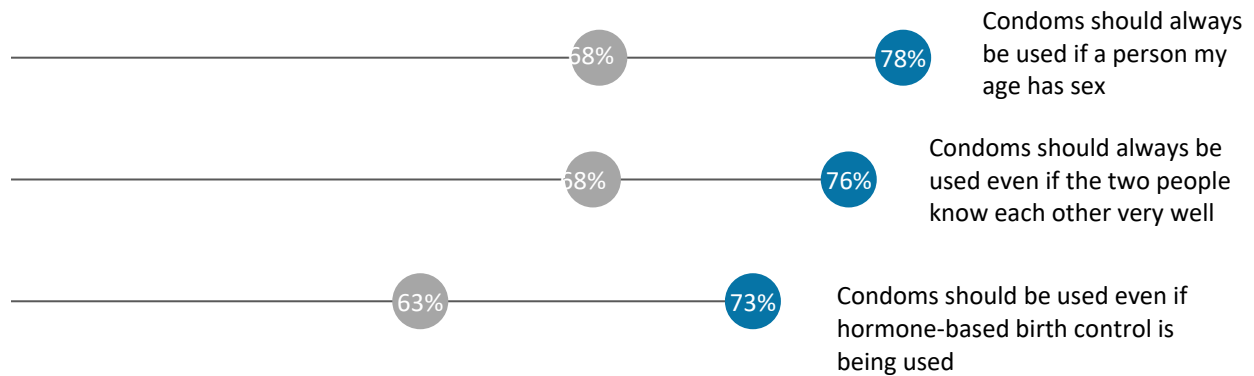
On exit, almost 65% of Region 7 youth (or 196 individuals) reported that they are somewhat more likely or much more likely to use hormone-based birth control as a result of being in the program.



Attitudes toward condom use

There is improvement on the [Exit survey](#) related to all three items on attitudes toward condom use. Compared to state level data, Region 7 youth scored higher on all three items illustrated in the chart below.

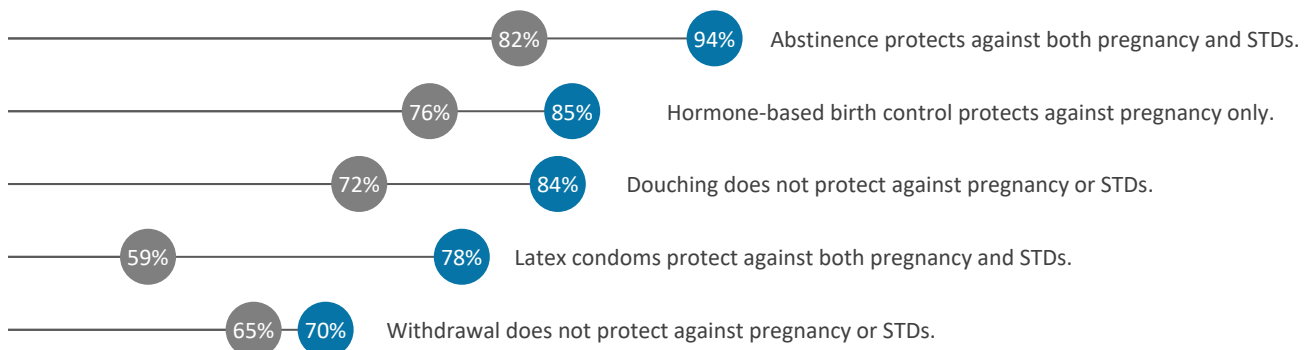
There is improvement on the [Exit survey](#) related to all three items on attitudes toward condom use.



Knowledge of STD/HIV and Pregnancy Prevention

Regarding knowledge of STD and pregnancy prevention, the greatest gains appear to be in knowledge of condom effectiveness and douching ineffectiveness for pregnancy and HIV/STD prevention. Almost all youth know that abstinence protects against both pregnancy and STDs by the end of the program.

From [Entry](#) to [Exit](#) more youth understand that douching does not protect against pregnancy or STDs and that condoms protect against both.



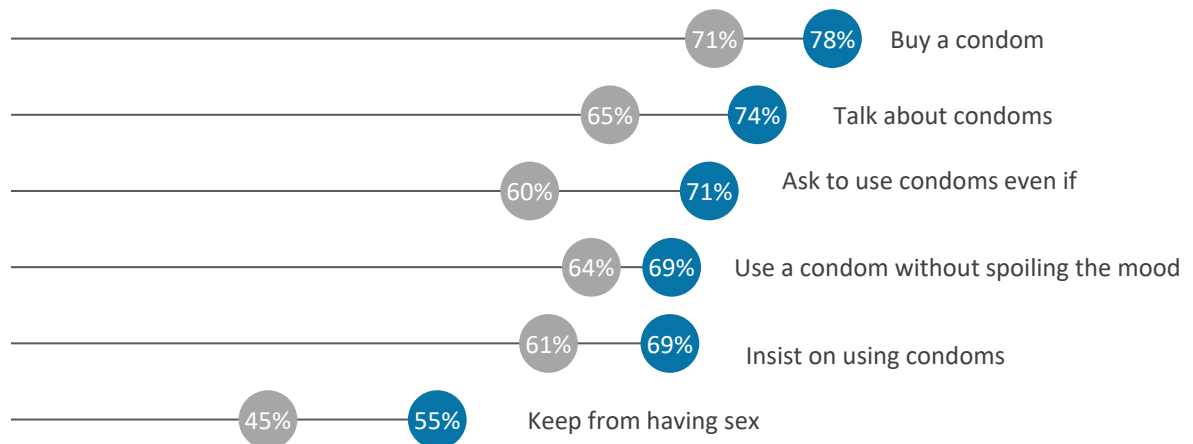
Intentions to Engage in Safe Sexual Behavior

Participants are asked “if you were going to have sex, could you:”

- Buy a condom?
- Talk about using condoms with your partner before having sex?
- Insist on using a condom if your partner didn’t want to use one?
- Ask your partner to use condoms even if the two of you had sex before without using condoms?
- Keep from having sex if neither you nor our partner had any form of birth control?
- Use a condom without spoiling the mood?

Responses are on a four point scale, from *I’m sure I could not* to *I’m sure I could*. The chart below represents *I’m sure I could* responses.

From **Entry** to **Exit** there is improvement in the percentage of youth indicating they could ask to use a condom and keep from having sex if no birth control is available.



Youth Satisfaction

In response to questions about making improvements to the program, the majority of youth reported “none,” “nothing,” or instead provided compliments about enjoying the program. Similar responses were provided when asked what they liked least about the PREP program.

The majority of Region 7 PREP participants generally felt respected, able to ask questions, and thought the material was presented clearly. Fewer youth report they were interested in the sessions most or all of the time, although this percentage is slightly higher than the state level data which showed 68% of youth indicating they were interested in the sessions most or all of the time.

Youth ideas to improve the program:

“More about taxes and credit cards.”

“I learned everything I need to know.”

“No, it was a great program—better than I thought it would be.”

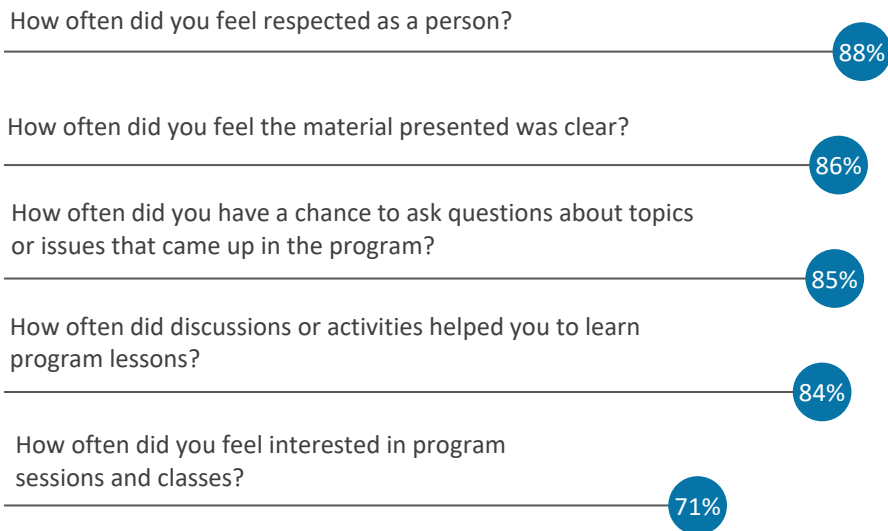
What they liked least about the program:

“Having to leave the instructor, which I will miss.”

“I feel it exaggerated too much at times.”

“I liked everything about the program.”

Youth impressions of the PREP program at Exit.



% of PREP youth selecting "most of the time" or "all of the time"

The majority of PREP youth in Region 7 also have high rates of reporting youth are never bullied or teased due to race or ethnicity, nor are they teased or bullied because of sexual orientation. Fewer report they were never teased at all; this percentage is the same as the state level data in which 77% of youth report they were never teased.

At exit, the majority of youth report bullying never occurred at PREP.

