

# COMMUNITY PROFILE: Walton Hills

POPULATION†	Count
Total Population	2,272
Households	909
Avg Household Size	2.50

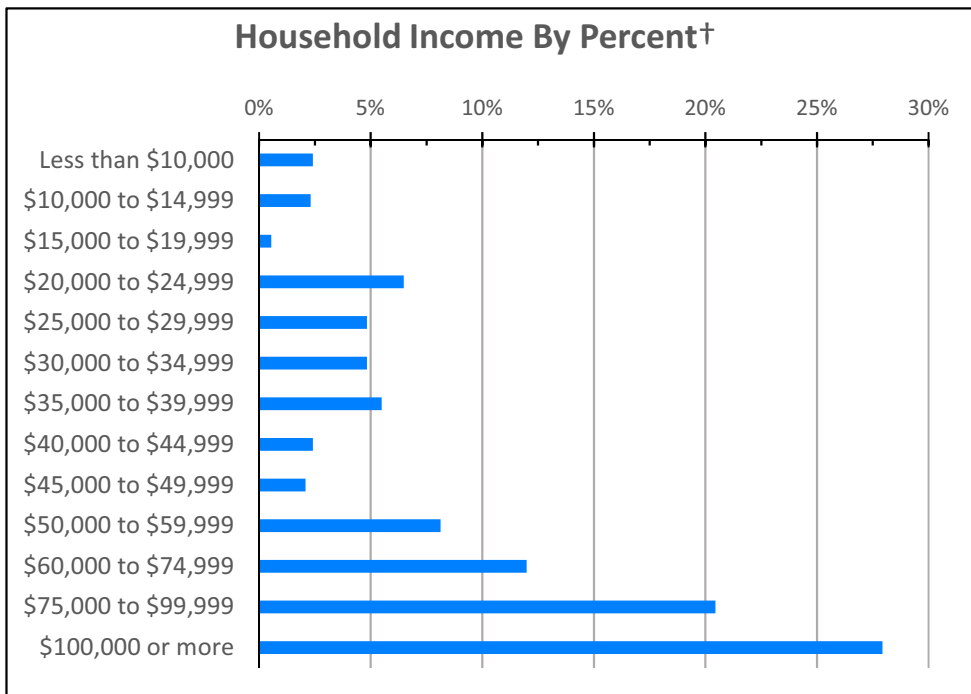
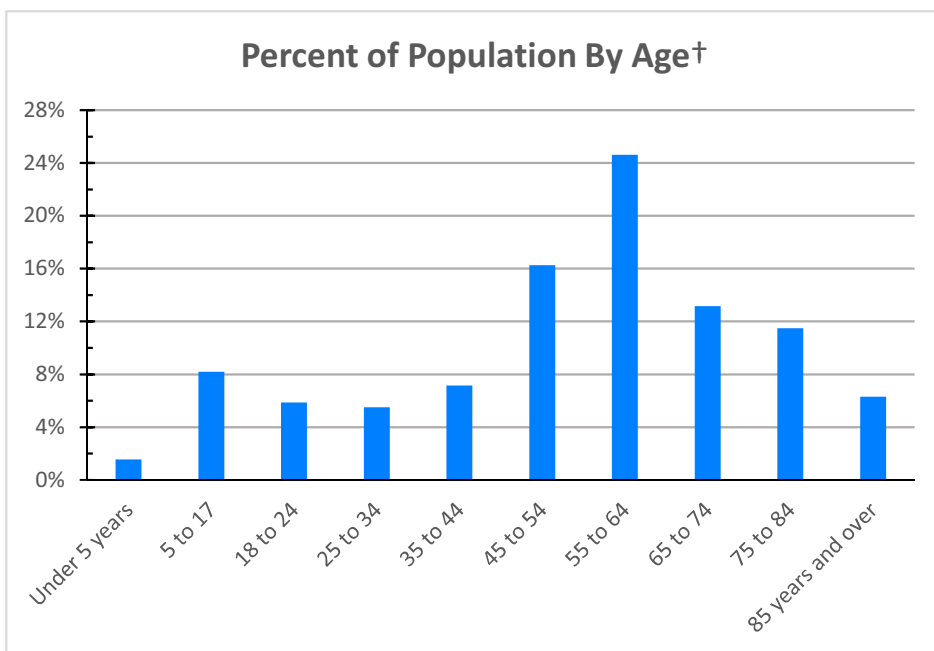
RACE / ETHNICITY†	Count	%
African-American	175	7.7%
Total Minority	206	9.1%

HOUSING TENURE†	Count	%
Owner	889	97.8%
Renter	20	2.2%

SEX†	%
Pct Male	47.8%
Pct Female	52.2%

HOUSEHOLD INCOME†	Total Households
Less than \$10,000	22
\$10,000 to \$14,999	21
\$15,000 to \$19,999	5
\$20,000 to \$24,999	59
\$25,000 to \$29,999	44
\$30,000 to \$34,999	44
\$35,000 to \$39,999	50
\$40,000 to \$44,999	22
\$45,000 to \$49,999	19
\$50,000 to \$59,999	74
\$60,000 to \$74,999	109
\$75,000 to \$99,999	186
\$100,000 or more	254

<b>PERCENT UNEMPLOYMENT†</b>	<b>4.4%</b>
------------------------------	-------------

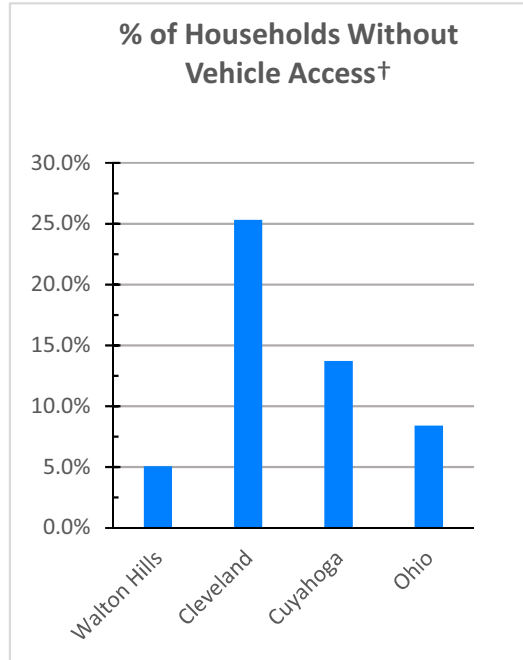


HOUSEHOLD INCOME†	Walton Hills	Cleveland	Cuyahoga	Ohio
Median Household Income	\$ 72,462	\$ 26,179	\$ 44,203	\$ 48,849
Aggregate Income	\$ 70,861,300	\$ 6,525,565,600	\$ 34,420,250,500	\$ 299,293,760,100
Per Capita Income	\$ 31,189	\$ 16,642	\$ 27,156	\$ 25,890
Income Per Square Mile	\$ 10,418,827	\$ 83,984,113	\$ 75,286,534	\$ 6,676,938

† All data except SNAP from the U.S. Census Bureau, American Community Survey 2010-2014 5 Year Estimates

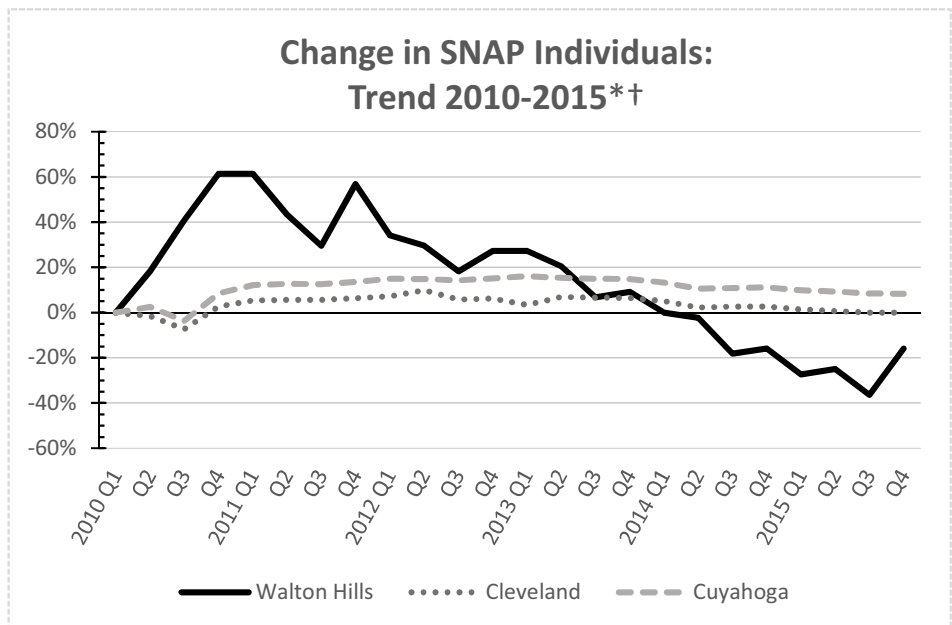
<b>RATIO OF INCOME TO POVERTY LEVEL†</b>	Walton Hills	Cleveland	Cuyahoga	Ohio
Population for whom poverty status is determined:	2,121	381,531	1,241,330	11,243,508
Population Below Poverty Level	71	136,860	230,111	1,790,564
Percent	3.3%	35.9%	18.5%	15.9%
Population Below 200% of Poverty Level	303	233,518	461,140	3,859,814
Percent	14.3%	61.2%	37.1%	34.3%

<b>VEHICLE ACCESS†</b>	Walton Hills	Cleveland	Cuyahoga	Ohio
Households w/o Vehicles	46	42,169	73,370	384,271
Percent	<b>5.1%</b>	<b>25.3%</b>	<b>13.7%</b>	<b>8.4%</b>
Total Vehicles Available	1,964	191,124	793,926	8,105,659
Vehicles Per Person	0.86	0.49	0.63	0.70



<b>SNAP STATISTICS, 2015 4th Quarter* †</b>	Walton Hills	Cleveland	Cuyahoga
Total assistance groups, number	28	81,724	140,368
Child-only assistance groups, number	-	931	1,996
Total individuals, number	37	152,476	261,717
% Total individuals	1.7%	42.2%	21.2%
Individuals aged <5, number	2	18,874	30,646
Individuals aged 5-17, number	6	40,152	69,533
Individuals aged 18-64, number	22	82,545	141,140
Individuals aged 65+, number	7	10,905	20,398

<b>SNAP INDIVIDUALS, TREND 2010-2015* †</b>	Walton Hills	%
2010 Q1	44	1.9%
2010 Q4	71	3.1%
2011 Q1	71	3.1%
2011 Q4	69	3.0%
2012 Q1	59	2.6%
2012 Q4	56	2.5%
2013 Q1	56	2.5%
2013 Q4	48	2.1%
2014 Q1	44	1.9%
2014 Q4	37	1.6%
2015 Q1	32	1.4%
2015 Q4	37	1.6%






†SNAP Data from NEOCANDO, Center on Urban Poverty and Community Development. All other data from the U.S. Census Bureau, American Community Survey, 2010-2014





\*SNAP (Supplemental Nutrition Assistance Program), formerly known as the food stamp program, is a federal program run by the U.S. Department of Agriculture that offers nutrition assistance to eligible low-income individuals and families.

# Community Food Resources: Walton Hills

## Major Grocery, By Type

-  Supermarket
-  Large Grocery
-  Other Large Market

## Food Production / Distribution Sites

-  Cleveland Summer Sprout Garden
-  School Garden (Suburban)
-  Suburban Garden
-  Green Corps Learning Garden

## Farmers Markets by SNAP Acceptance

-  YES
-  NO

## Food Distribution and Assistance Resources

-  Food Pantry
-  Hot Meal
-  Stay Well Project Site (Hunger Network)

