

COMMUNITY PROFILE: Solon

POPULATION†	Count
Total Population	23,177
Households	8,262
Avg Household Size	2.81

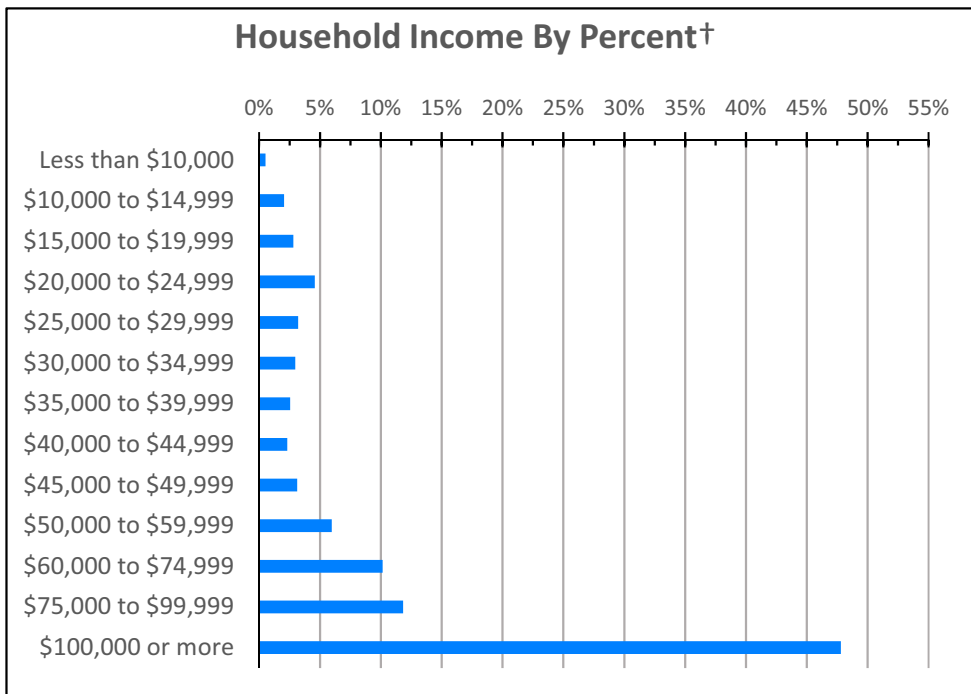
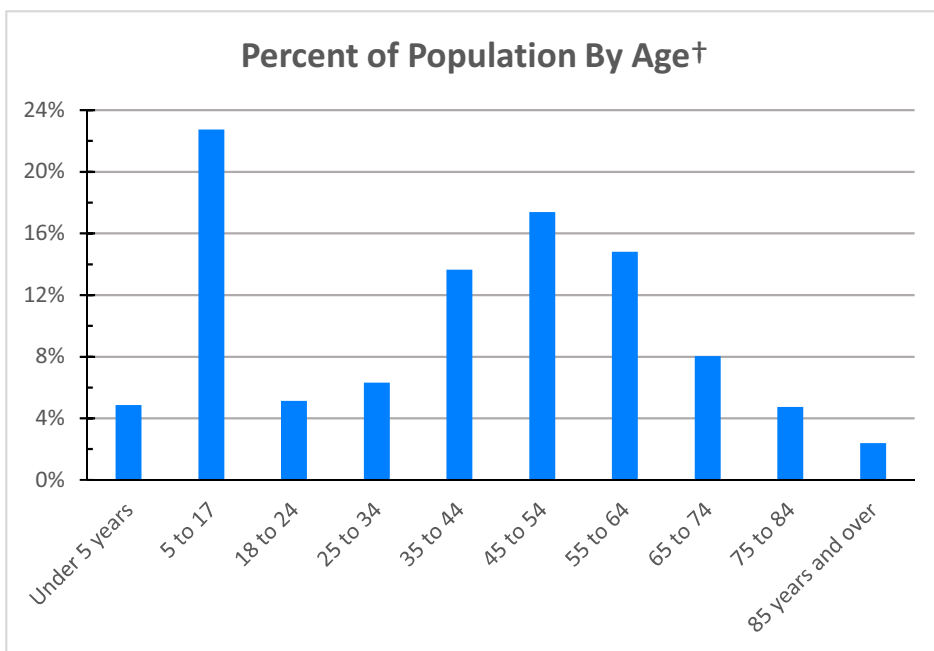
RACE / ETHNICITY†	Count	%
African-American	2,965	12.8%
Total Minority	6,546	28.2%

HOUSING TENURE†	Count	%
Owner	7,045	85.3%
Renter	1,217	14.7%

SEX†	%
Pct Male	48.0%
Pct Female	52.0%

HOUSEHOLD INCOME†	Total Households
Less than \$10,000	45
\$10,000 to \$14,999	170
\$15,000 to \$19,999	233
\$20,000 to \$24,999	378
\$25,000 to \$29,999	265
\$30,000 to \$34,999	246
\$35,000 to \$39,999	211
\$40,000 to \$44,999	193
\$45,000 to \$49,999	259
\$50,000 to \$59,999	495
\$60,000 to \$74,999	840
\$75,000 to \$99,999	978
\$100,000 or more	3,949

PERCENT UNEMPLOYMENT†	6.0%
------------------------------	-------------

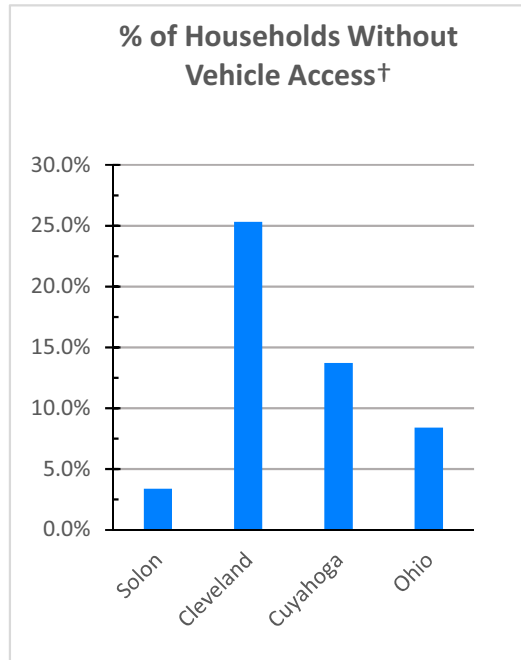


HOUSEHOLD INCOME†	Solon	Cleveland	Cuyahoga	Ohio
Median Household Income	\$ 94,925	\$ 26,179	\$ 44,203	\$ 48,849
Aggregate Income	\$ 1,069,441,800	\$ 6,525,565,600	\$ 34,420,250,500	\$ 299,293,760,100
Per Capita Income	\$ 46,142	\$ 16,642	\$ 27,156	\$ 25,890
Income Per Square Mile	\$ 52,196,382	\$ 83,984,113	\$ 75,286,534	\$ 6,676,938

† All data except SNAP from the U.S. Census Bureau, American Community Survey 2010-2014 5 Year Estimates

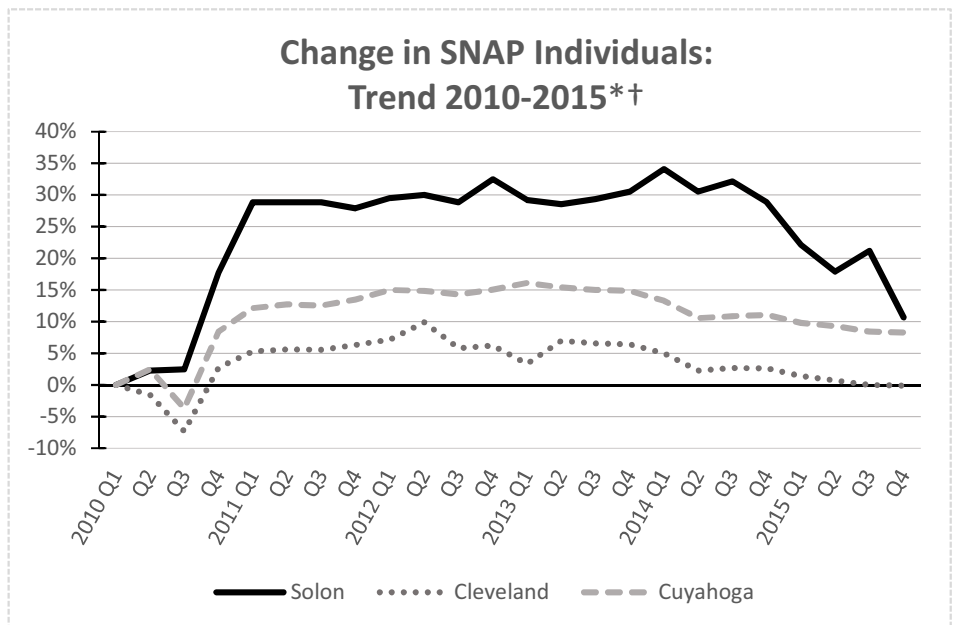
RATIO OF INCOME TO POVERTY LEVEL†	Solon	Cleveland	Cuyahoga	Ohio
Population for whom poverty status is determined:	23,049	381,531	1,241,330	11,243,508
Population Below Poverty Level	820	136,860	230,111	1,790,564
Percent	3.6%	35.9%	18.5%	15.9%
Population Below 200% of Poverty Level	2,802	233,518	461,140	3,859,814
Percent	12.2%	61.2%	37.1%	34.3%

VEHICLE ACCESS†	Solon	Cleveland	Cuyahoga	Ohio
Households w/o Vehicles	278	42,169	73,370	384,271
Percent	3.4%	25.3%	13.7%	8.4%
Total Vehicles Available	16,628	191,124	793,926	8,105,659
Vehicles Per Person	0.72	0.49	0.63	0.70



SNAP STATISTICS, 2015 4th Quarter* †	Solon	Cleveland	Cuyahoga
Total assistance groups, number	346	81,724	140,368
Child-only assistance groups, number	4	931	1,996
Total individuals, number	675	152,476	261,717
% Total individuals	2.8%	42.2%	21.2%
Individuals aged <5, number	54	18,874	30,646
Individuals aged 5-17, number	193	40,152	69,533
Individuals aged 18-64, number	314	82,545	141,140
Individuals aged 65+, number	114	10,905	20,398

SNAP INDIVIDUALS, TREND 2010-2015* †	Solon	%
2010 Q1	610	2.6%
2010 Q4	718	3.1%
2011 Q1	786	3.4%
2011 Q4	780	3.4%
2012 Q1	790	3.4%
2012 Q4	808	3.5%
2013 Q1	788	3.4%
2013 Q4	796	3.4%
2014 Q1	818	3.5%
2014 Q4	786	3.4%
2015 Q1	745	3.2%
2015 Q4	675	2.9%



†SNAP Data from NEOCANDO, Center on Urban Poverty and Community Development. All other data from the U.S. Census Bureau, American Community Survey, 2010-2014





*SNAP (Supplemental Nutrition Assistance Program), formerly known as the food stamp program, is a federal program run by the U.S. Department of Agriculture that offers nutrition assistance to eligible low-income individuals and families.

Community Food Resources: Solon

Major Grocery, By Type

-  Supermarket
-  Large Grocery
-  Other Large Market




Food Production / Distribution Sites


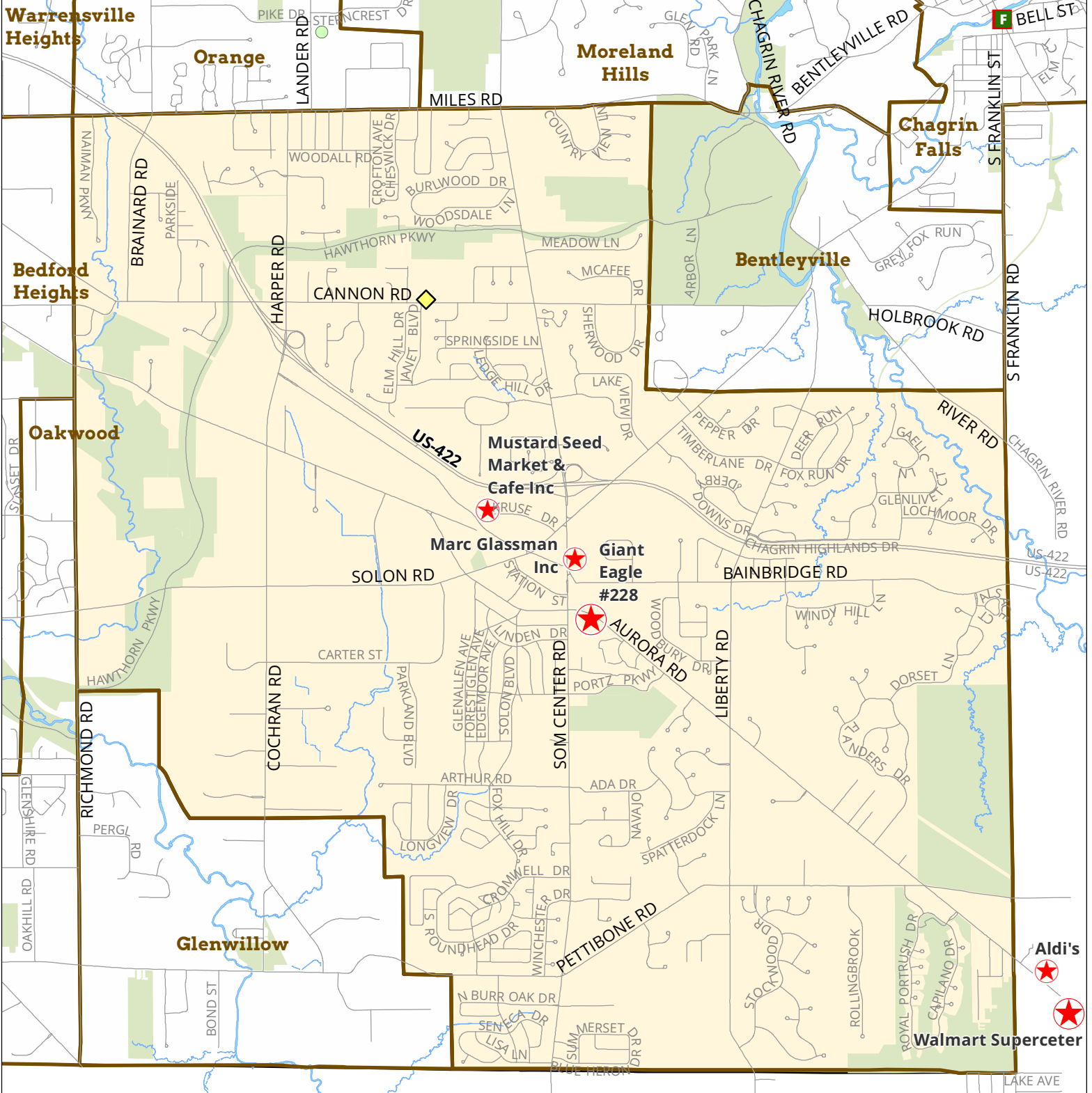
-  Cleveland Summer Sprout Garden
-  School Garden (Suburban)
-  Suburban Garden
-  Green Corps Learning Garden

Farmers Markets by SNAP Acceptance

-  YES
-  NO

Food Distribution and Assistance Resources

-  Food Pantry
-  Hot Meal
-  Stay Well Project Site (Hunger Network)



Community Food Resources			
City / Neighborhood	Resource	Name	Description
Solon			
Emergency Food			
Pantry		Solon Rotary Club Pantry	32001 Cannon Road
Grocery			
Large Grocery		Marc Glassman Inc	6231 SOM CENTER RD
		Mustard Seed Market & Cafe Inc	6025 KRUSE DR SUITE
Supermarket		Giant Eagle #228	34310 AURORA RD
School Lunch			
Elementary School		Arthur Road Elementary School	33425 Arthur Rd
		Dorothy E Lewis Elementary School	32345 Cannon Rd
		Grace L Roxbury Elementary School	6795 Solon Blvd
		Le Chaperon Rouge - Solon	6010 Kruse Dr
		Pariside Elementary School	6845 Som Center Rd
		Solon Creative Playrooms	32800 Solon Rd
		St Rita	33200 Baldwin Rd
High School		Solon High School	33600 Inwood Dr
Middle School		Orchard Middle School	6800 Som Center Rd
		Solon Middle School	6835 Som Center Rd