

COMMUNITY PROFILE: Seven Hills

POPULATION†	Count
Total Population	11,735
Households	4,879
Avg Household Size	2.41

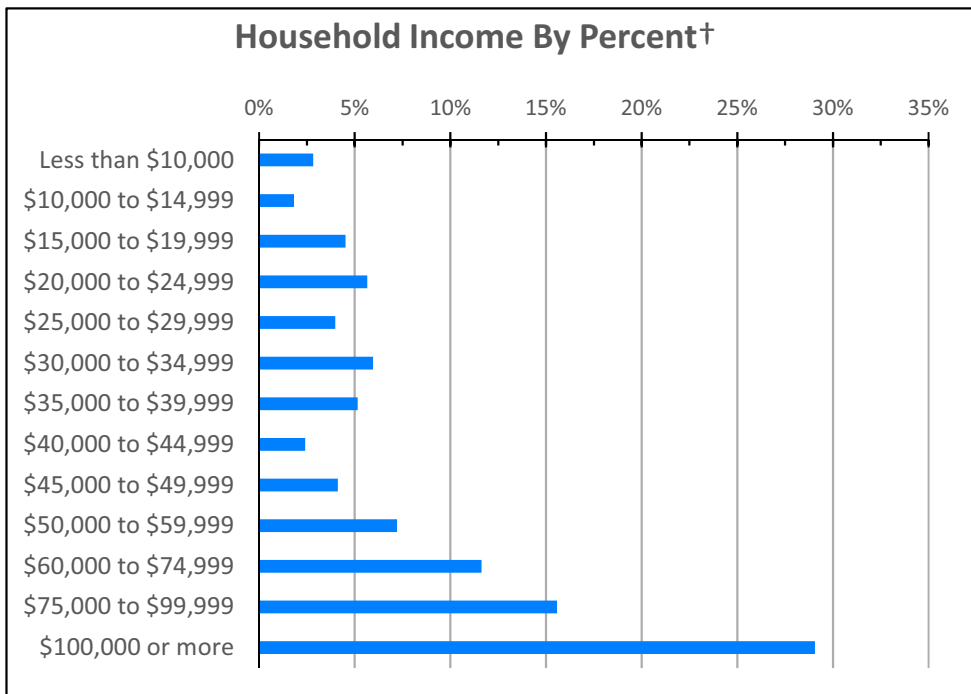
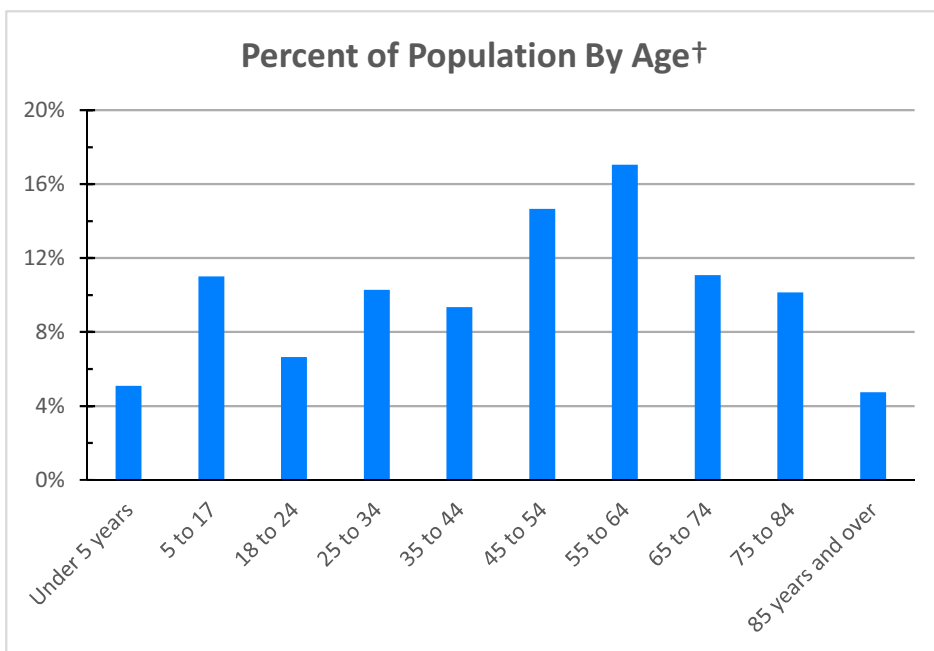
RACE / ETHNICITY†	Count	%
African-American	72	0.6%
Total Minority	487	4.1%

HOUSING TENURE†	Count	%
Owner	4,596	94.2%
Renter	283	5.8%

SEX†	%
Pct Male	49.5%
Pct Female	50.5%

HOUSEHOLD INCOME†	Total Households
Less than \$10,000	138
\$10,000 to \$14,999	89
\$15,000 to \$19,999	221
\$20,000 to \$24,999	276
\$25,000 to \$29,999	195
\$30,000 to \$34,999	291
\$35,000 to \$39,999	252
\$40,000 to \$44,999	118
\$45,000 to \$49,999	201
\$50,000 to \$59,999	352
\$60,000 to \$74,999	568
\$75,000 to \$99,999	760
\$100,000 or more	1,418

PERCENT UNEMPLOYMENT† 7.8%

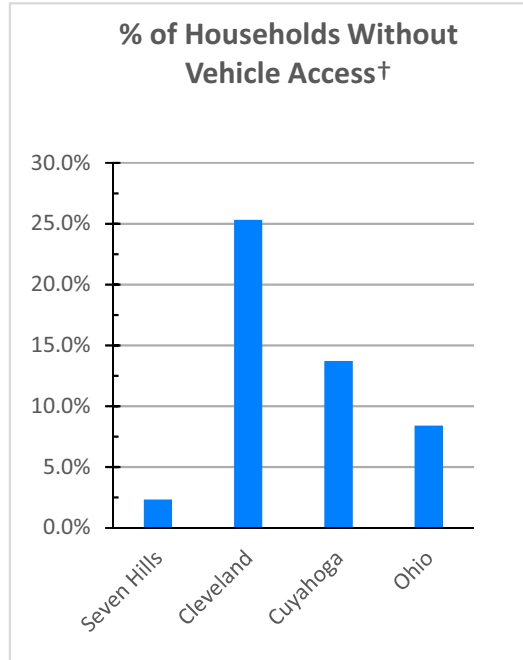


HOUSEHOLD INCOME†	Seven Hills	Cleveland	Cuyahoga	Ohio
Median Household Income	\$ 67,786	\$ 26,179	\$ 44,203	\$ 48,849
Aggregate Income	\$ 396,082,700	\$ 6,525,565,600	\$ 34,420,250,500	\$ 299,293,760,100
Per Capita Income	\$ 33,752	\$ 16,642	\$ 27,156	\$ 25,890
Income Per Square Mile	\$ 80,607,060	\$ 83,984,113	\$ 75,286,534	\$ 6,676,938

† All data except SNAP from the U.S. Census Bureau, American Community Survey 2010-2014 5 Year Estimates

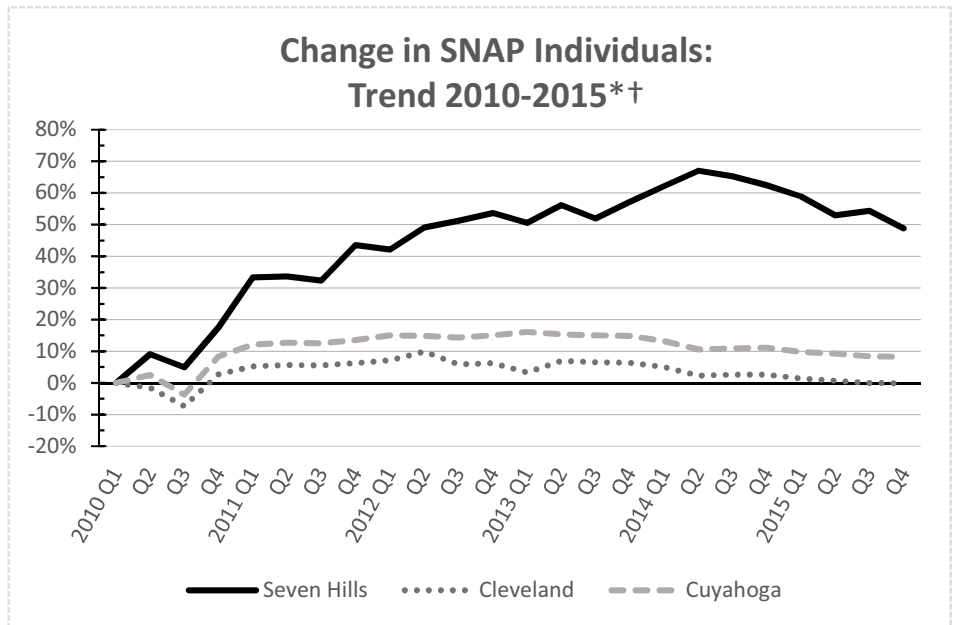
RATIO OF INCOME TO POVERTY LEVEL†	Seven Hills	Cleveland	Cuyahoga	Ohio
Population for whom poverty status is determined:	11,735	381,531	1,241,330	11,243,508
Population Below Poverty Level	488	136,860	230,111	1,790,564
Percent	4.2%	35.9%	18.5%	15.9%
Population Below 200% of Poverty Level	1,862	233,518	461,140	3,859,814
Percent	15.9%	61.2%	37.1%	34.3%

VEHICLE ACCESS†	Seven Hills	Cleveland	Cuyahoga	Ohio
Households w/o Vehicles	113	42,169	73,370	384,271
Percent	2.3%	25.3%	13.7%	8.4%
Total Vehicles Available	9,763	191,124	793,926	8,105,659
Vehicles Per Person	0.83	0.49	0.63	0.70



SNAP STATISTICS, 2015 4th Quarter* †	Seven Hills	Cleveland	Cuyahoga
Total assistance groups, number	226	81,724	140,368
Child-only assistance groups, number	-	931	1,996
Total individuals, number	424	152,476	261,717
% Total individuals	3.6%	42.2%	21.2%
Individuals aged <5, number	47	18,874	30,646
Individuals aged 5-17, number	100	40,152	69,533
Individuals aged 18-64, number	240	82,545	141,140
Individuals aged 65+, number	37	10,905	20,398

SNAP INDIVIDUALS, TREND 2010-2015* †	Seven Hills	%
2010 Q1	285	2.4%
2010 Q4	335	2.9%
2011 Q1	380	3.2%
2011 Q4	409	3.5%
2012 Q1	405	3.5%
2012 Q4	438	3.7%
2013 Q1	429	3.7%
2013 Q4	448	3.8%
2014 Q1	462	3.9%
2014 Q4	463	3.9%
2015 Q1	453	3.9%
2015 Q4	424	3.6%



†SNAP Data from NEOCANDO, Center on Urban Poverty and Community Development. All other data from the U.S. Census Bureau, American Community Survey, 2010-2014





*SNAP (Supplemental Nutrition Assistance Program), formerly known as the food stamp program, is a federal program run by the U.S. Department of Agriculture that offers nutrition assistance to eligible low-income individuals and families.

Community Food Resources: Seven Hills

Major Grocery, By Type

-  Supermarket
-  Large Grocery
-  Other Large Market




Food Production / Distribution Sites

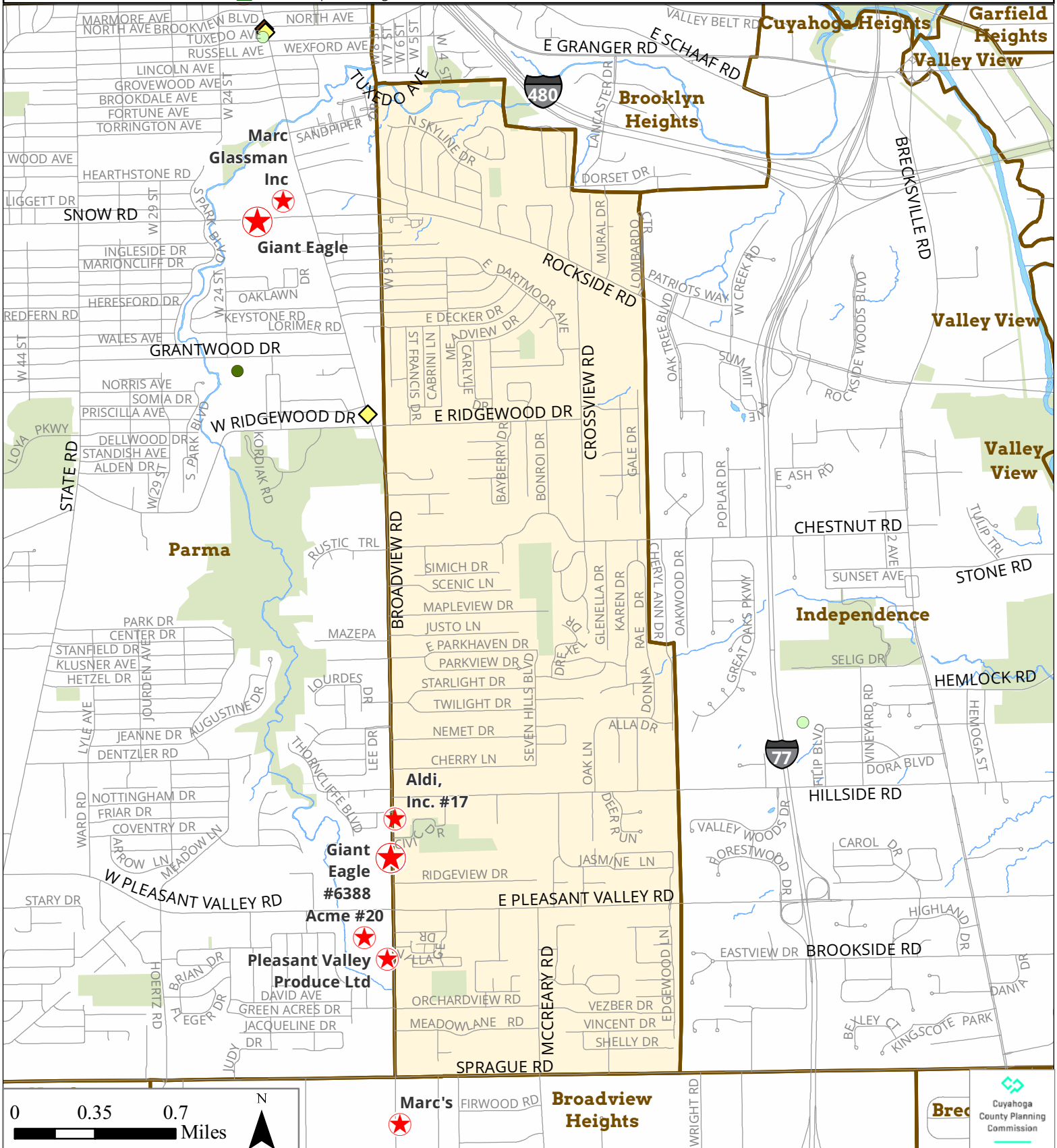
-  Cleveland Summer Sprout Garden
-  School Garden (Suburban)
-  Suburban Garden
-  Green Corps Learning Garden

Farmers Markets by SNAP Acceptance

-  YES
-  NO

Food Distribution and Assistance Resources

-  Food Pantry
-  Hot Meal
-  Stay Well Project Site (Hunger Network)



Community Food Resources				
City / Neighborhood	Resource	Name	Address	Description
Seven Hills	Grocery			
	Large Grocery	Aldi, Inc. #17	7305 BROADVIEW RD	
	School Lunch			
	Middle School	Hillside Middle School	1 Educational Park Dr	Public School