

COMMUNITY PROFILE: Rocky River

POPULATION†	Count
Total Population	20,145
Households	8,822
Avg Household Size	2.28

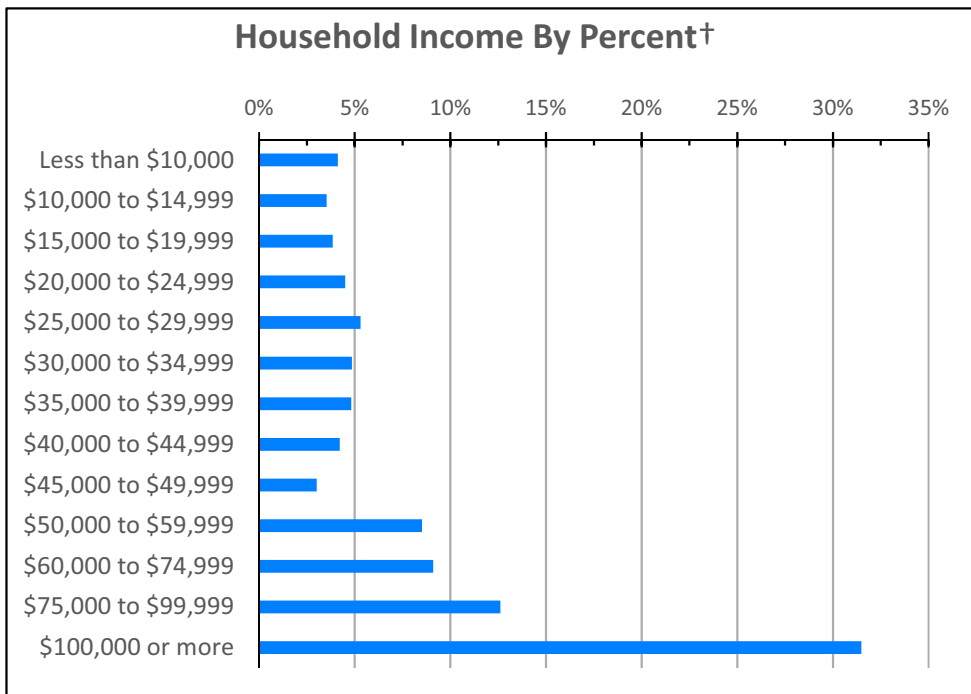
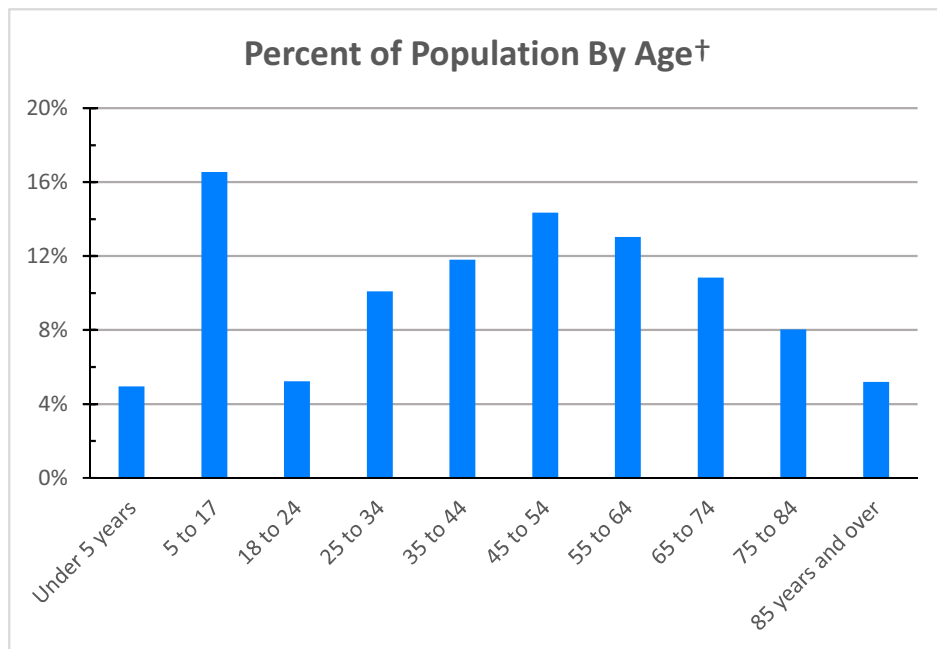
RACE / ETHNICITY†	Count	%
African-American	357	1.8%
Total Minority	914	4.5%

HOUSING TENURE†	Count	%
Owner	6,481	73.5%
Renter	2,341	26.5%

SEX†	%
Pct Male	45.4%
Pct Female	54.6%

HOUSEHOLD INCOME†	Total Households
Less than \$10,000	363
\$10,000 to \$14,999	312
\$15,000 to \$19,999	340
\$20,000 to \$24,999	397
\$25,000 to \$29,999	468
\$30,000 to \$34,999	429
\$35,000 to \$39,999	426
\$40,000 to \$44,999	373
\$45,000 to \$49,999	267
\$50,000 to \$59,999	752
\$60,000 to \$74,999	803
\$75,000 to \$99,999	1,113
\$100,000 or more	2,779

PERCENT UNEMPLOYMENT†	5.2%
------------------------------	-------------

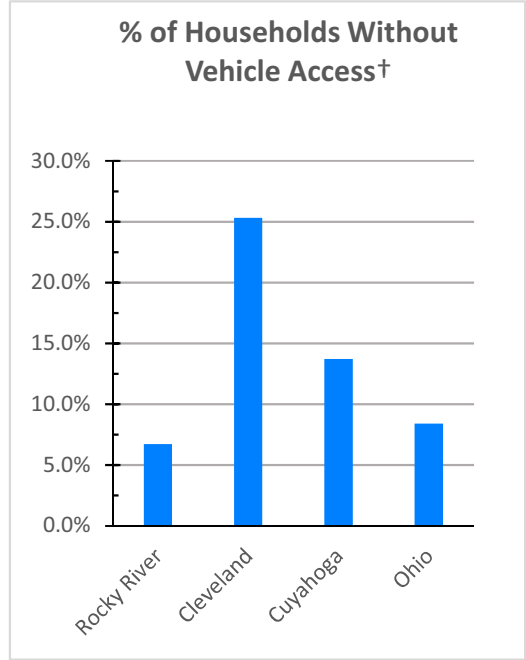


HOUSEHOLD INCOME†	Rocky River	Cleveland	Cuyahoga	Ohio
Median Household Income	\$ 63,889	\$ 26,179	\$ 44,203	\$ 48,849
Aggregate Income	\$ 867,390,700	\$ 6,525,565,600	\$ 34,420,250,500	\$ 299,293,760,100
Per Capita Income	\$ 43,057	\$ 16,642	\$ 27,156	\$ 25,890
Income Per Square Mile	\$ 182,656,521	\$ 83,984,113	\$ 75,286,534	\$ 6,676,938

† All data except SNAP from the U.S. Census Bureau, American Community Survey 2010-2014 5 Year Estimates

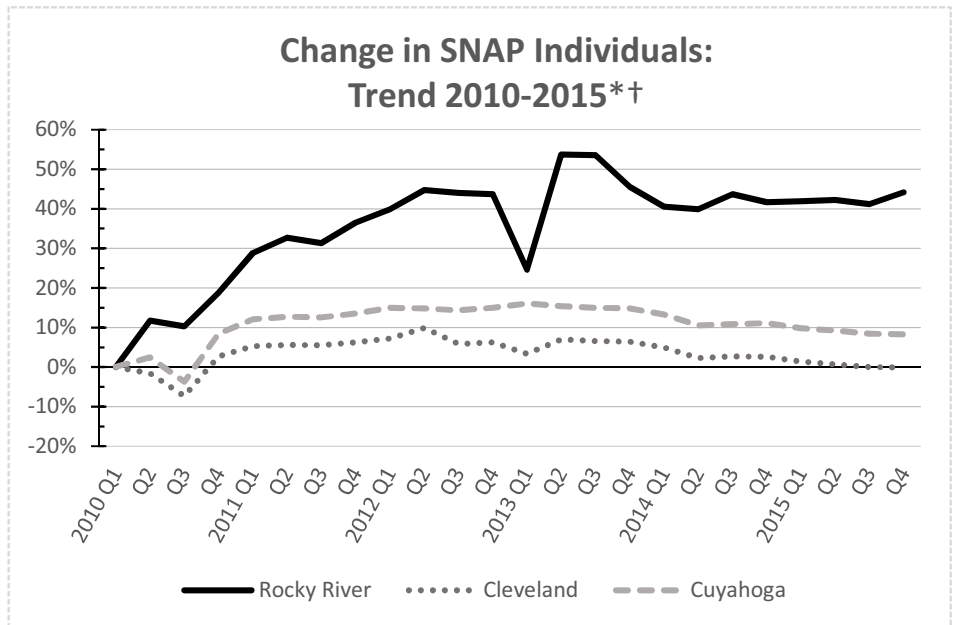
RATIO OF INCOME TO POVERTY LEVEL†	Rocky River	Cleveland	Cuyahoga	Ohio
Population for whom poverty status is determined:	19,958	381,531	1,241,330	11,243,508
Population Below Poverty Level	989	136,860	230,111	1,790,564
Percent	5.0%	35.9%	18.5%	15.9%
Population Below 200% of Poverty Level	3,469	233,518	461,140	3,859,814
Percent	17.4%	61.2%	37.1%	34.3%

VEHICLE ACCESS†	Rocky River	Cleveland	Cuyahoga	Ohio
Households w/o Vehicles	592	42,169	73,370	384,271
Percent	6.7%	25.3%	13.7%	8.4%
Total Vehicles Available	14,554	191,124	793,926	8,105,659
Vehicles Per Person	0.72	0.49	0.63	0.70



SNAP STATISTICS, 2015 4th Quarter* †	Rocky River	Cleveland	Cuyahoga
Total assistance groups, number	524	81,724	140,368
Child-only assistance groups, number	5	931	1,996
Total individuals, number	921	152,476	261,717
% Total individuals	4.5%	42.2%	21.2%
Individuals aged <5, number	72	18,874	30,646
Individuals aged 5-17, number	226	40,152	69,533
Individuals aged 18-64, number	482	82,545	141,140
Individuals aged 65+, number	141	10,905	20,398

SNAP INDIVIDUALS, TREND 2010-2015* †	Rocky River	%
2010 Q1	639	3.2%
2010 Q4	759	3.8%
2011 Q1	823	4.1%
2011 Q4	872	4.3%
2012 Q1	894	4.4%
2012 Q4	918	4.6%
2013 Q1	796	4.0%
2013 Q4	930	4.6%
2014 Q1	898	4.5%
2014 Q4	905	4.5%
2015 Q1	907	4.5%
2015 Q4	921	4.6%






†SNAP Data from NEOCANDO, Center on Urban Poverty and Community Development. All other data from the U.S. Census Bureau, American Community Survey, 2010-2014





*SNAP (Supplemental Nutrition Assistance Program), formerly known as the food stamp program, is a federal program run by the U.S. Department of Agriculture that offers nutrition assistance to eligible low-income individuals and families.

Community Food Resources: Rocky River

Major Grocery, By Type

-  Supermarket
-  Large Grocery
-  Other Large Market




Food Production / Distribution Sites

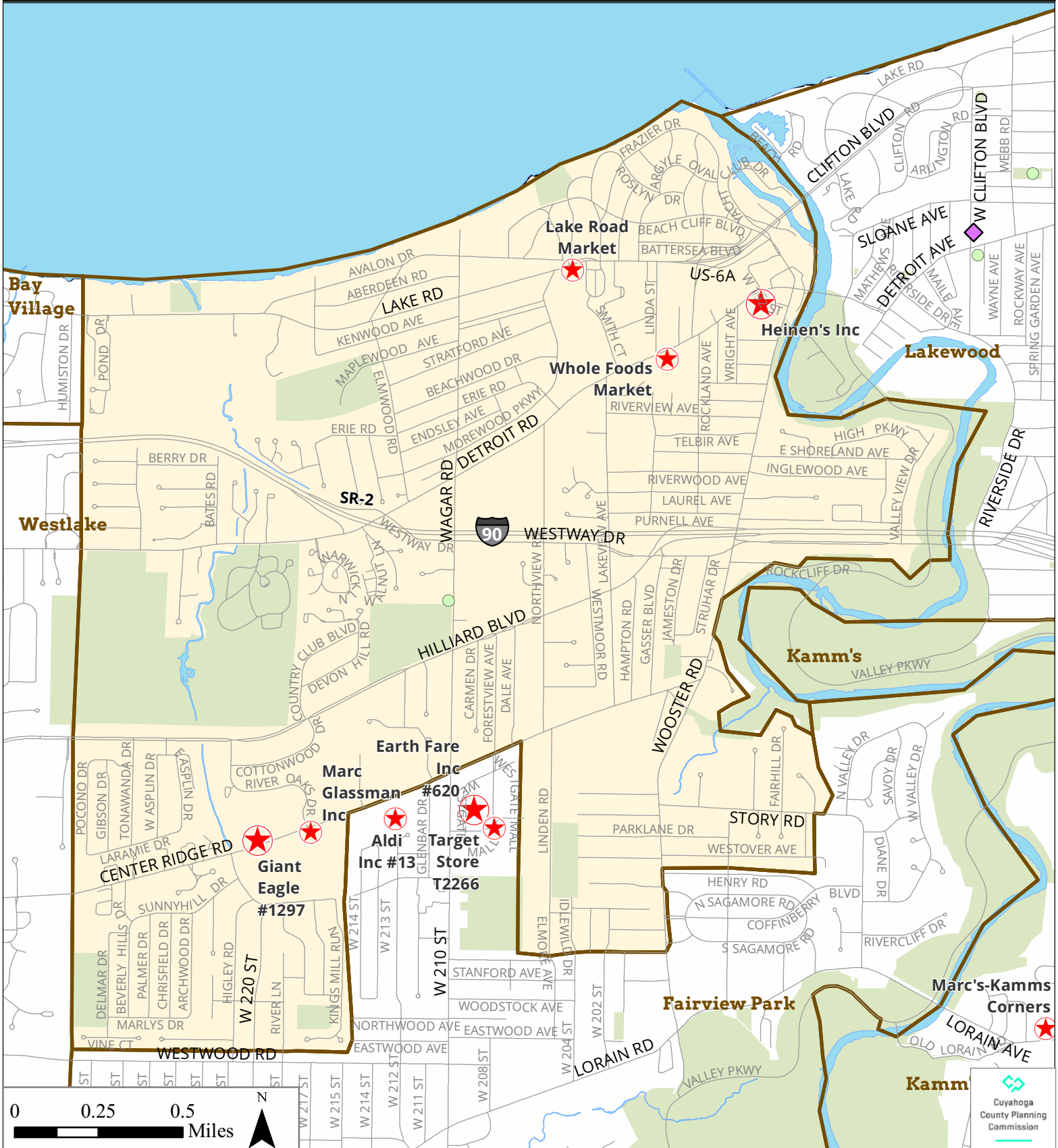
-  Cleveland Summer Sprout Garden
-  School Garden (Suburban)
-  Suburban Garden
-  Green Corps Learning Garden

Farmers Markets by SNAP Acceptance

-  YES
-  NO

Food Distribution and Assistance Resources

-  Food Pantry
-  Hot Meal
-  Stay Well Project Site (Hunger Network)



Community Food Resources				
City / Neighborhood	Resource	Name	Address	Description
Rocky	School Lunch			
	Elementary School	Le Chaperon Rouge - Rocky River	19315 Hilliard Blvd	Nonpublic School