

# COMMUNITY PROFILE: Parma Heights

POPULATION†	Count
Total Population	20,490
Households	8,936
Avg Household Size	2.29

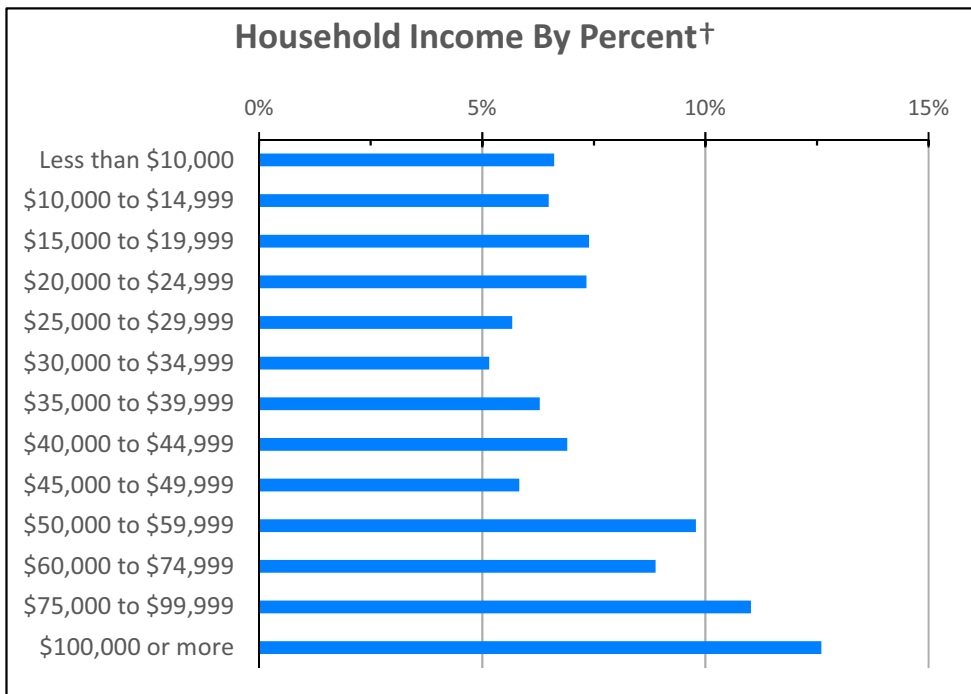
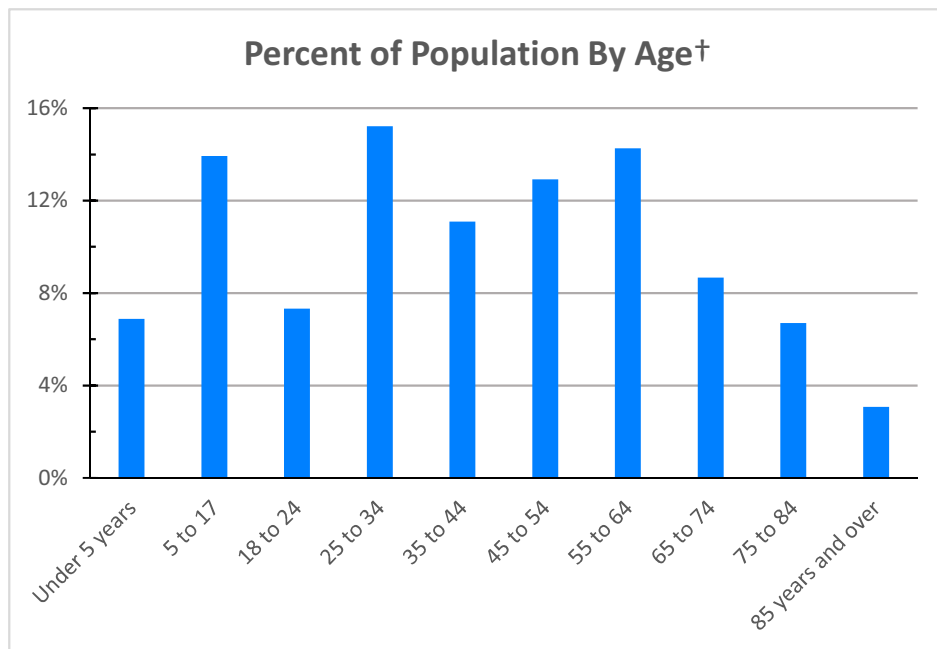
RACE / ETHNICITY†	Count	%
African-American	738	3.6%
Total Minority	2,326	11.4%

HOUSING TENURE†	Count	%
Owner	5,008	56.0%
Renter	3,928	44.0%

SEX†	%
Pct Male	47.3%
Pct Female	52.7%

HOUSEHOLD INCOME†	Total Households
Less than \$10,000	591
\$10,000 to \$14,999	580
\$15,000 to \$19,999	661
\$20,000 to \$24,999	656
\$25,000 to \$29,999	507
\$30,000 to \$34,999	461
\$35,000 to \$39,999	562
\$40,000 to \$44,999	617
\$45,000 to \$49,999	521
\$50,000 to \$59,999	875
\$60,000 to \$74,999	794
\$75,000 to \$99,999	985
\$100,000 or more	1,126

<b>PERCENT UNEMPLOYMENT†</b>	<b>7.3%</b>
------------------------------	-------------

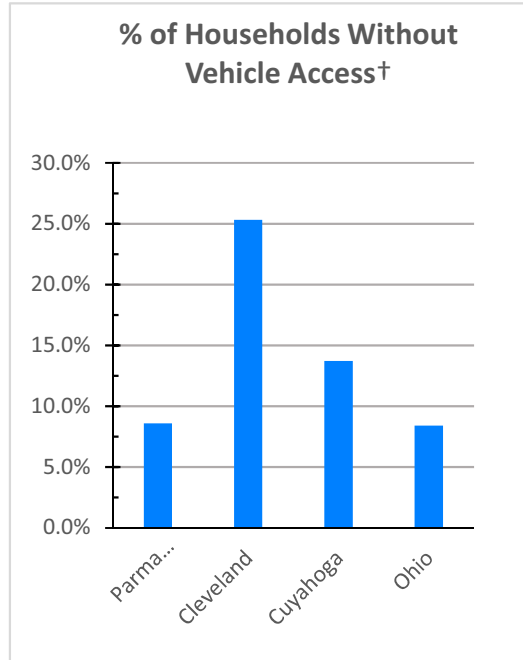


HOUSEHOLD INCOME†	Parma Heights	Cleveland	Cuyahoga	Ohio
Median Household Income	\$ 43,670	\$ 26,179	\$ 44,203	\$ 48,849
Aggregate Income	\$ 475,791,500	\$ 6,525,565,600	\$ 34,420,250,500	\$ 299,293,760,100
Per Capita Income	\$ 23,221	\$ 16,642	\$ 27,156	\$ 25,890
Income Per Square Mile	\$ 113,680,978	\$ 83,984,113	\$ 75,286,534	\$ 6,676,938

† All data except SNAP from the U.S. Census Bureau, American Community Survey 2010-2014 5 Year Estimates

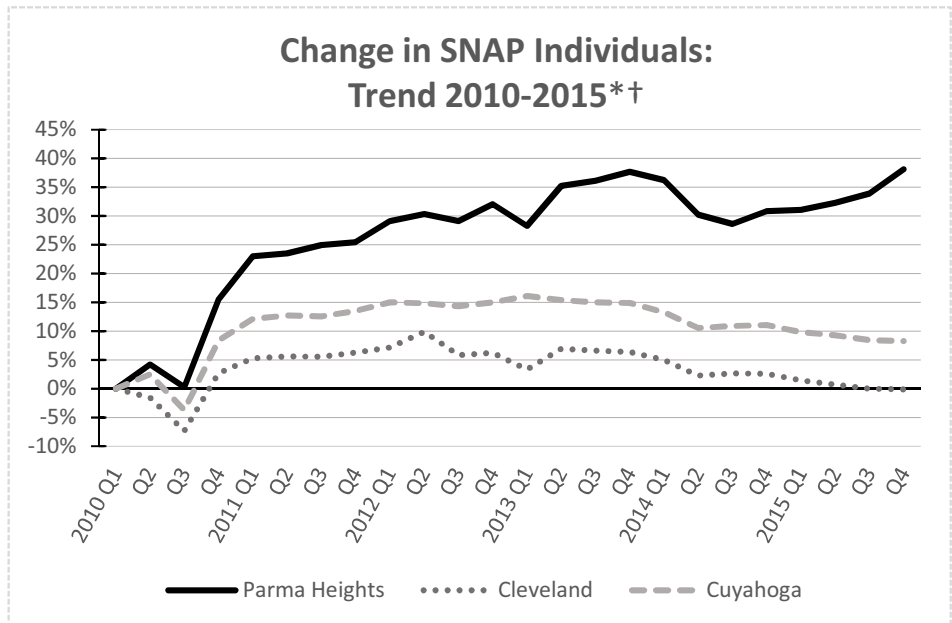
RATIO OF INCOME TO POVERTY LEVEL†		Parma Heights	Cleveland	Cuyahoga	Ohio
Population for whom poverty status is determined:					
Population Below Poverty Level		20,253	381,531	1,241,330	11,243,508
Percent		13.2%	35.9%	18.5%	15.9%
Population Below 200% of Poverty Level		7,423	233,518	461,140	3,859,814
Percent		36.7%	61.2%	37.1%	34.3%

VEHICLE ACCESS†	Parma Heights	Cleveland	Cuyahoga	Ohio
Households w/o Vehicles	766	42,169	73,370	384,271
Percent	8.6%	25.3%	13.7%	8.4%
Total Vehicles Available	13,973	191,124	793,926	8,105,659
Vehicles Per Person	0.68	0.49	0.63	0.70



SNAP STATISTICS, 2015 4th Quarter* †	Parma Heights	Cleveland	Cuyahoga
Total assistance groups, number	1,438	81,724	140,368
Child-only assistance groups, number	15	931	1,996
Total individuals, number	2,630	152,476	261,717
% Total individuals	12.8%	42.2%	21.2%
Individuals aged <5, number	285	18,874	30,646
Individuals aged 5-17, number	607	40,152	69,533
Individuals aged 18-64, number	1,400	82,545	141,140
Individuals aged 65+, number	338	10,905	20,398

SNAP INDIVIDUALS, TREND 2010-2015* †	Parma Heights	%
2010 Q1	1,904	9.3%
2010 Q4	2,199	10.7%
2011 Q1	2,342	11.4%
2011 Q4	2,389	11.7%
2012 Q1	2,458	12.0%
2012 Q4	2,514	12.3%
2013 Q1	2,443	11.9%
2013 Q4	2,621	12.8%
2014 Q1	2,594	12.7%
2014 Q4	2,491	12.2%
2015 Q1	2,495	12.2%
2015 Q4	2,630	12.8%






†SNAP Data from NEOCANDO, Center on Urban Poverty and Community Development. All other data from the U.S. Census Bureau, American Community Survey, 2010-2014





\*SNAP (Supplemental Nutrition Assistance Program), formerly known as the food stamp program, is a federal program run by the U.S. Department of Agriculture that offers nutrition assistance to eligible low-income individuals and families.

# Community Food Resources: Parma Heights

## Major Grocery, By Type

-  Supermarket
-  Large Grocery
-  Other Large Market



## Food Production / Distribution Sites

-  Cleveland Summer Sprout Garden
-  School Garden (Suburban)
-  Suburban Garden
-  Green Corps Learning Garden

## Farmers Markets by SNAP Acceptance

-  YES
-  NO

## Food Distribution and Assistance Resources

-  Food Pantry
-  Hot Meal
-  Stay Well Project Site (Hunger Network)



Community Food Resources		City / Neighborhood		Resource		Name		Address		Description	
<b>Parma Heights</b>											
<b>Emergency Food</b>											
Pantry											
		Parma Heights Food Pantry		6369 Pearl Road							
		Vineyard Church of Parma Heights		6735 York Road							
<b>Grocery</b>											
Large Grocery											
		Save A Lot Food Store #629-5850		6339 OLDE YORK RD							
<b>School Lunch</b>											
Elementary School											
		Incarinate Word Academy		6620 Pearl Rd						Nonpublic School	
		Parma Heights Christian Acad		8971 W Ridgewood Dr						Nonpublic School	
		Parma Park Elementary School		6800 Commonwealth Blvd						Public School	
High School											
		Holy Name High School		6000 Queens Hwy						Nonpublic School	
		Valley Forge High School		9999 Independence Blvd						Public School	