

COMMUNITY PROFILE: St. Clair-Superior

POPULATION†	Count
Total Population	6,115
Households	2,592
Avg Household Size	2.36

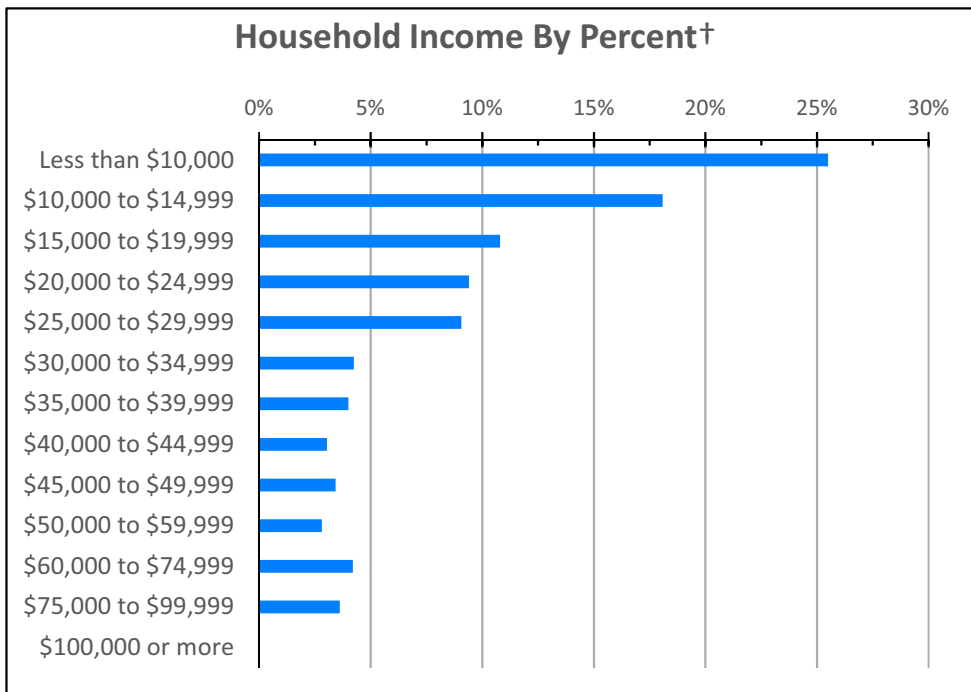
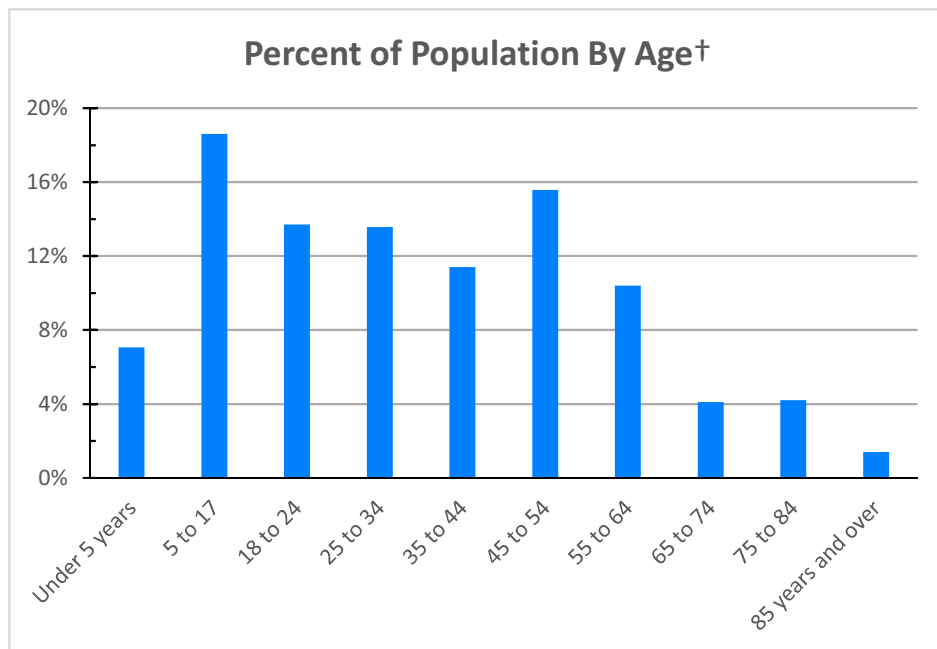
RACE / ETHNICITY†	Count	%
African-American	4,990	81.6%
Total Minority	5,343	87.4%

HOUSING TENURE†	Count	%
Owner	909	35.1%
Renter	1,683	64.9%

SEX†	%
Pct Male	46.6%
Pct Female	53.4%

HOUSEHOLD INCOME†	Total Households
Less than \$10,000	661
\$10,000 to \$14,999	469
\$15,000 to \$19,999	280
\$20,000 to \$24,999	244
\$25,000 to \$29,999	235
\$30,000 to \$34,999	110
\$35,000 to \$39,999	104
\$40,000 to \$44,999	79
\$45,000 to \$49,999	89
\$50,000 to \$59,999	73
\$60,000 to \$74,999	109
\$75,000 to \$99,999	94
\$100,000 or more	0

PERCENT UNEMPLOYMENT† 26.2%

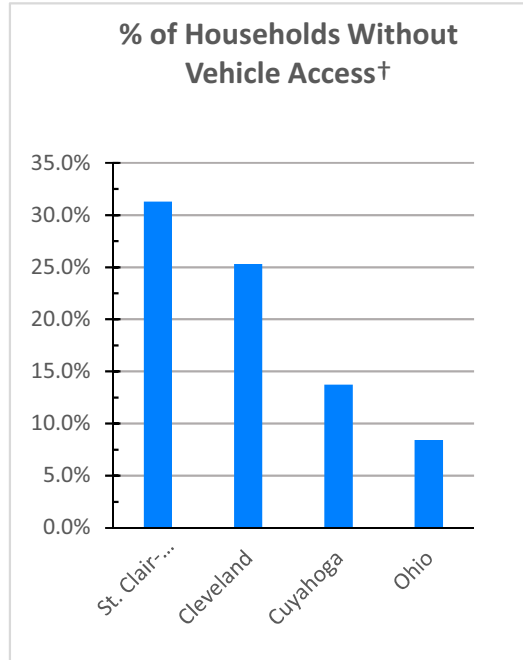


HOUSEHOLD INCOME†	St. Clair-Superior	Cleveland	Cuyahoga	Ohio
Median Household Income	\$ -	\$ 26,179	\$ 44,203	\$ 48,849
Aggregate Income	\$ 69,830,631	\$ 6,525,565,600	\$ 34,420,250,500	\$ 299,293,760,100
Per Capita Income	\$ 11,420	\$ 16,642	\$ 27,156	\$ 25,890
Income Per Square Mile	\$ 44,567,207	\$ 83,984,113	\$ 75,286,534	\$ 6,676,938

† All data except SNAP from the U.S. Census Bureau, American Community Survey 2010-2014 5 Year Estimates

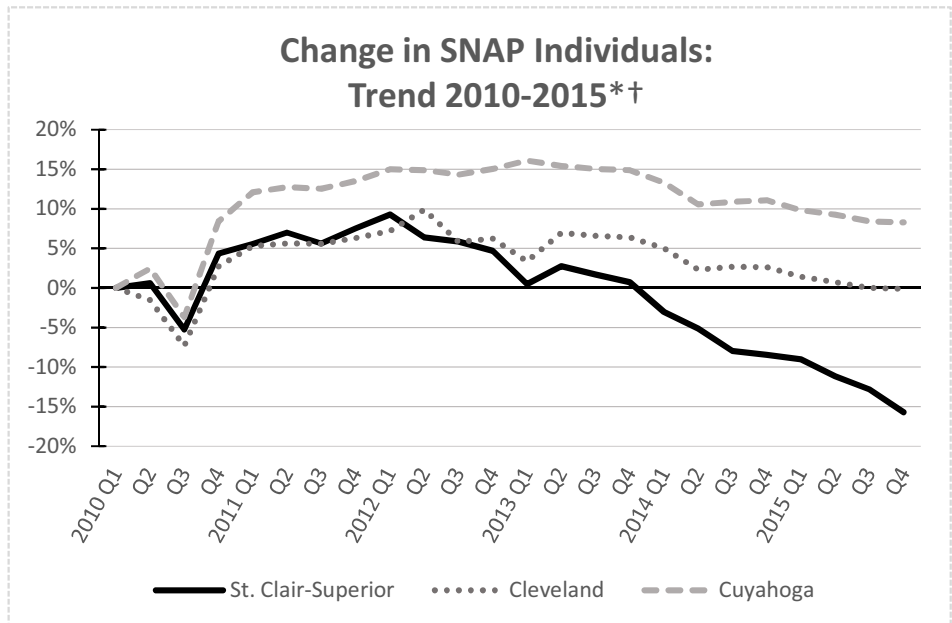
RATIO OF INCOME TO POVERTY LEVEL†	St. Clair-Superior	Cleveland	Cuyahoga	Ohio
Population for whom poverty status is determined:	6,115	381,531	1,241,330	11,243,508
Population Below Poverty Level	2,976	136,860	230,111	1,790,564
Percent	48.7%	35.9%	18.5%	15.9%
Population Below 200% of Poverty Level	4,687	233,518	461,140	3,859,814
Percent	76.6%	61.2%	37.1%	34.3%

VEHICLE ACCESS†	St. Clair-Superior	Cleveland	Cuyahoga	Ohio
Households w/o Vehicles	811	42,169	73,370	384,271
Percent	31.3%	25.3%	13.7%	8.4%
Total Vehicles Available	2,455	191,124	793,926	8,105,659
Vehicles Per Person	0.40	0.49	0.63	0.70



SNAP STATISTICS, 2015 4th Quarter*†	St. Clair-Superior	Cleveland	Cuyahoga
Total assistance groups, number	1,716	81,724	140,368
Child-only assistance groups, number	11	931	1,996
Total individuals, number	3,053	152,476	261,717
% Total individuals	66.3%	42.2%	21.2%
Individuals aged <5, number	330	18,874	30,646
Individuals aged 5-17, number	783	40,152	69,533
Individuals aged 18-64, number	1,740	82,545	141,140
Individuals aged 65+, number	200	10,905	20,398

SNAP INDIVIDUALS, TREND 2010-2015*†	St. Clair-Superior	%
2010 Q1	3,622	59.2%
2010 Q4	3,778	61.8%
2011 Q1	3,822	62.5%
2011 Q4	3,894	63.7%
2012 Q1	3,958	64.7%
2012 Q4	3,792	62.0%
2013 Q1	3,640	59.5%
2013 Q4	3,648	59.7%
2014 Q1	3,512	57.4%
2014 Q4	3,316	54.2%
2015 Q1	3,295	53.9%
2015 Q4	3,053	49.9%






†SNAP Data from NEOCANDO, Center on Urban Poverty and Community Development. All other data from the U.S. Census Bureau, American Community Survey, 2010-2014





*SNAP (Supplemental Nutrition Assistance Program), formerly known as the food stamp program, is a federal program run by the U.S. Department of Agriculture that offers nutrition assistance to eligible low-income individuals and families.

Community Food Resources: St.Clair-Superior

Major Grocery, By Type

-  Supermarket
-  Large Grocery
-  Other Large Market




Food Production / Distribution Sites

-  Cleveland Summer Sprout Garden
-  School Garden (Suburban)
-  Suburban Garden
-  Green Corps Learning Garden

Farmers Markets by SNAP Acceptance

-  YES
-  NO

Food Distribution and Assistance Resources

-  Food Pantry
-  Hot Meal
-  Stay Well Project Site (Hunger Network)



Community Food Resources		City / Neighborhood		Resource		Cleveland: St.Clair-Superior	
Name		Address		Description			
Agriculture							
Summer Sprout	E. 74th Street Garden	1131 E. 74th St.					
	Earth Philosophy	938 + 942 Wheelock Rd.					
	JF Community Garden	1204 and 1206 E. 61st St.					
	Medina Avenue Garden	8316 Medina Ave.					
	St. Clair Sprouts	6925 St. Clair Ave.					
	St. Clair Superior Teen Center	799 E. 82nd St.					
	St. Martin De Porres High School	1105 E. 63rd St.					
	The Healing Garden	1127 East 71st Street					
Emergency Food							
	Hot Meal	8108 Pulaski Avenue					
	St. Philip Neri	799 East 82nd Street					
	St. Philip Neri Sunday Meals Program (Divine Wo	799 East 82nd Street					
	Pantry	Emmanuel Christian Church	8201 Superior Avenue				
		St. Philip Neri	799 East 82nd Street				
		St. Vitus Church	6019 Lausche Avenue				
Farmers Market							
	SNAP	St. Clair Farm Stand					
School Lunch							
	Elementary School	Horizon Science Academy-Cleveland Middle Sch	6100 S. Marginal Rd		Community School		
		St. Francis	7206 Myron Ave		Nonpublic School		
		St. Thomas Aquinas	9101 Superior Ave		Nonpublic School		
		Willson School	1122 Ansel Rd		Public School		
	High School	Horizon Science Acad Cleveland	6000 S Marginal Rd		Community School		
		Saint Martin de Porres High School	6111 Lausche Ave		Nonpublic School		