

# COMMUNITY PROFILE: Kinsman

POPULATION†	Count
Total Population	6,770
Households	2,807
Avg Household Size	2.41

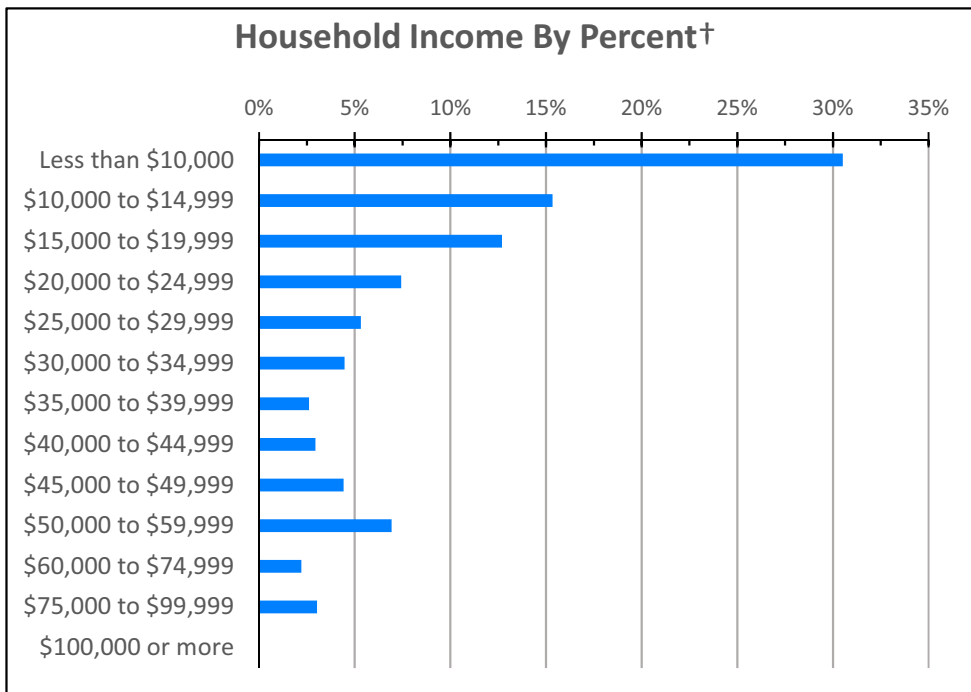
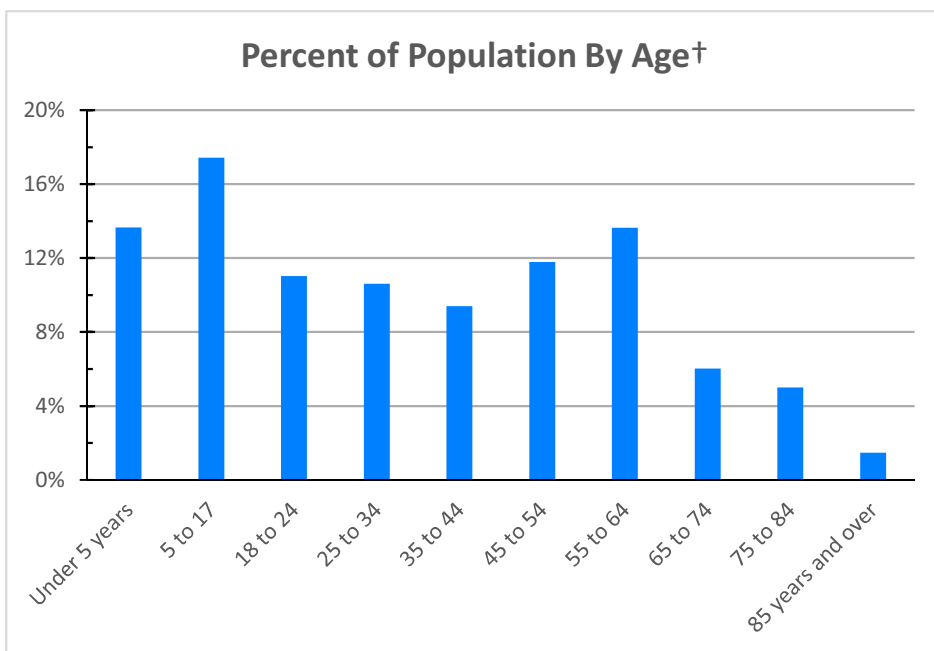
RACE / ETHNICITY†	Count	%
African-American	6,518	96.3%
Total Minority	6,622	97.8%

HOUSING TENURE†	Count	%
Owner	912	32.5%
Renter	1,896	67.5%

SEX†	%
Pct Male	44.9%
Pct Female	55.1%

HOUSEHOLD INCOME†	Total Households
Less than \$10,000	857
\$10,000 to \$14,999	431
\$15,000 to \$19,999	357
\$20,000 to \$24,999	209
\$25,000 to \$29,999	150
\$30,000 to \$34,999	126
\$35,000 to \$39,999	73
\$40,000 to \$44,999	83
\$45,000 to \$49,999	124
\$50,000 to \$59,999	194
\$60,000 to \$74,999	62
\$75,000 to \$99,999	85
\$100,000 or more	0

**PERCENT UNEMPLOYMENT† 30.9%**

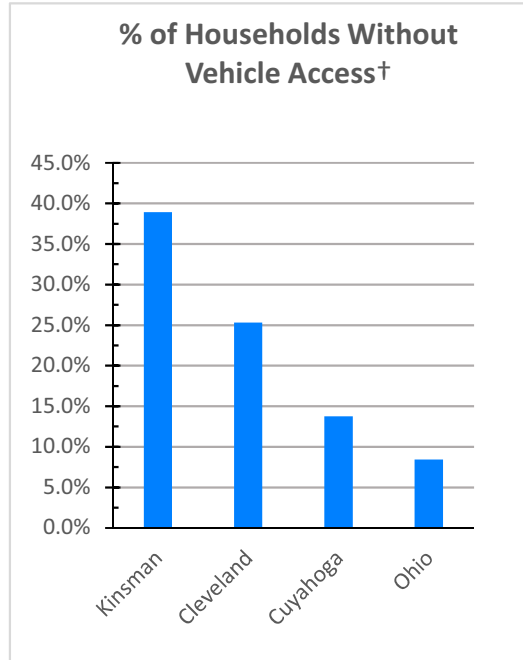


HOUSEHOLD INCOME†	Kinsman	Cleveland	Cuyahoga	Ohio
Median Household Income	\$ -	\$ 26,179	\$ 44,203	\$ 48,849
Aggregate Income	\$ 69,459,171	\$ 6,525,565,600	\$ 34,420,250,500	\$ 299,293,760,100
Per Capita Income	\$ 10,260	\$ 16,642	\$ 27,156	\$ 25,890
Income Per Square Mile	\$ 42,233,823	\$ 83,984,113	\$ 75,286,534	\$ 6,676,938

† All data except SNAP from the U.S. Census Bureau, American Community Survey 2010-2014 5 Year Estimates

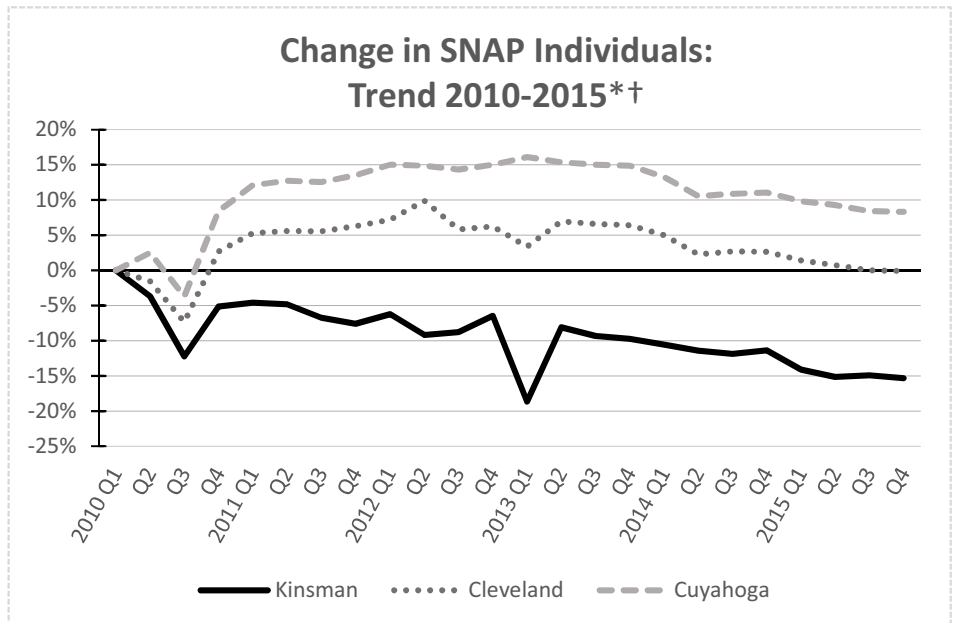
<b>RATIO OF INCOME TO POVERTY LEVEL†</b>		Kinsman	Cleveland	Cuyahoga	Ohio
Population for whom poverty status is determined:					
Population Below Poverty Level		6,736	381,531	1,241,330	11,243,508
Percent		50.7%	35.9%	18.5%	15.9%
Population Below 200% of Poverty Level		4,876	233,518	461,140	3,859,814
Percent		72.4%	61.2%	37.1%	34.3%

<b>VEHICLE ACCESS†</b>	Kinsman	Cleveland	Cuyahoga	Ohio
Households w/o Vehicles	1,093	42,169	73,370	384,271
Percent	<b>38.9%</b>	<b>25.3%</b>	<b>13.7%</b>	<b>8.4%</b>
Total Vehicles Available	2,323	191,124	793,926	8,105,659
Vehicles Per Person	0.34	0.49	0.63	0.70



<b>SNAP STATISTICS, 2015 4th Quarter*†</b>	Kinsman	Cleveland	Cuyahoga
Total assistance groups, number	1,919	81,724	140,368
Child-only assistance groups, number	34	931	1,996
Total individuals, number	3,654	152,476	261,717
% Total individuals	63.7%	42.2%	21.2%
Individuals aged <5, number	581	18,874	30,646
Individuals aged 5-17, number	961	40,152	69,533
Individuals aged 18-64, number	1,882	82,545	141,140
Individuals aged 65+, number	230	10,905	20,398

<b>SNAP INDIVIDUALS, TREND 2010-2015*†</b>	Kinsman	%
2010 Q1	4,315	63.7%
2010 Q4	4,093	60.5%
2011 Q1	4,117	60.8%
2011 Q4	3,988	58.9%
2012 Q1	4,047	59.8%
2012 Q4	4,036	59.6%
2013 Q1	3,510	51.8%
2013 Q4	3,895	57.5%
2014 Q1	3,860	57.0%
2014 Q4	3,824	56.5%
2015 Q1	3,707	54.8%
2015 Q4	3,654	54.0%






†SNAP Data from NEOCANDO, Center on Urban Poverty and Community Development. All other data from the U.S. Census Bureau, American Community Survey, 2010-2014





\*SNAP (Supplemental Nutrition Assistance Program), formerly known as the food stamp program, is a federal program run by the U.S. Department of Agriculture that offers nutrition assistance to eligible low-income individuals and families.

# Community Food Resources: Kinsman

## Major Grocery, By Type

-  Supermarket
-  Large Grocery
-  Other Large Market




## Food Production / Distribution Sites

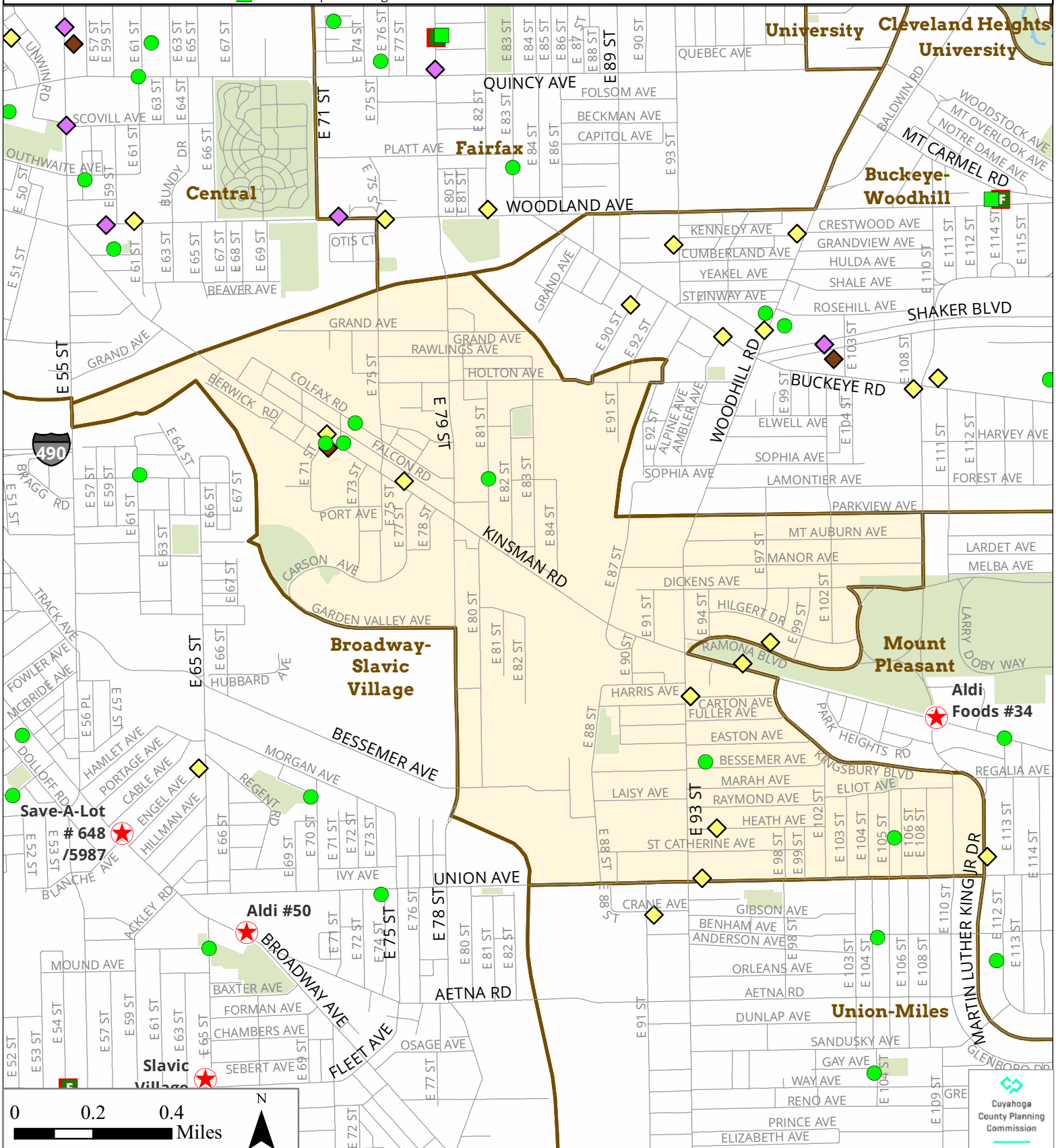
-  Cleveland Summer Sprout Garden
-  School Garden (Suburban)
-  Suburban Garden
-  Green Corps Learning Garden

## Farmers Markets by SNAP Acceptance

-  YES
-  NO

## Food Distribution and Assistance Resources

-  Food Pantry
-  Hot Meal
-  Stay Well Project Site (Hunger Network)



Community Food Resources		City / Neighborhood		Resource		Cleveland: Kinsman	
Name		Address		Description			
<b>Agriculture</b>							
Summer Sprout	Bridgeport Grove	2949 E. 81st St.					
	Collax Gardeners	7215 and 7219 Collax Rd.					
	Fruit of Life Garden	3422 E. 105th St.					
	Heritage View (CMHA)	7201 Kinsman Ave.					
	Kidz Kitchen Garden	7100 Kinsman Rd.					
	Lake Galilee	9223 Bessemer Ave					
<b>Emergency Food</b>							
Hot Meal	Golgotha Baptist Church	3250 East 93rd Street					
Pantry	Damascus Roads Outreach Ministries	9719 Ramona Blvd					
	Garden Valley Neighborhood House	7100 Kinsman Road					
	Golgotha Baptist Church	3250 East 93rd Street					
	Moses Free Spirit Missionary Baptist Church Food	9319 Union Avenue					
	St. Catherine Church	9412 Heath Avenue					
	The Church C.O.G.I.C.	7541 Kinsman Road					
Stay Well Project Site	Garden Valley Neighborhood Center	7100 Kinsman Road					
<b>School Lunch</b>							
Elementary School	Anton Grdina	2955 E 71st St					Public School