

COMMUNITY PROFILE: Jefferson

POPULATION†	Count
Total Population	16,117
Households	6,787
Avg Household Size	2.37

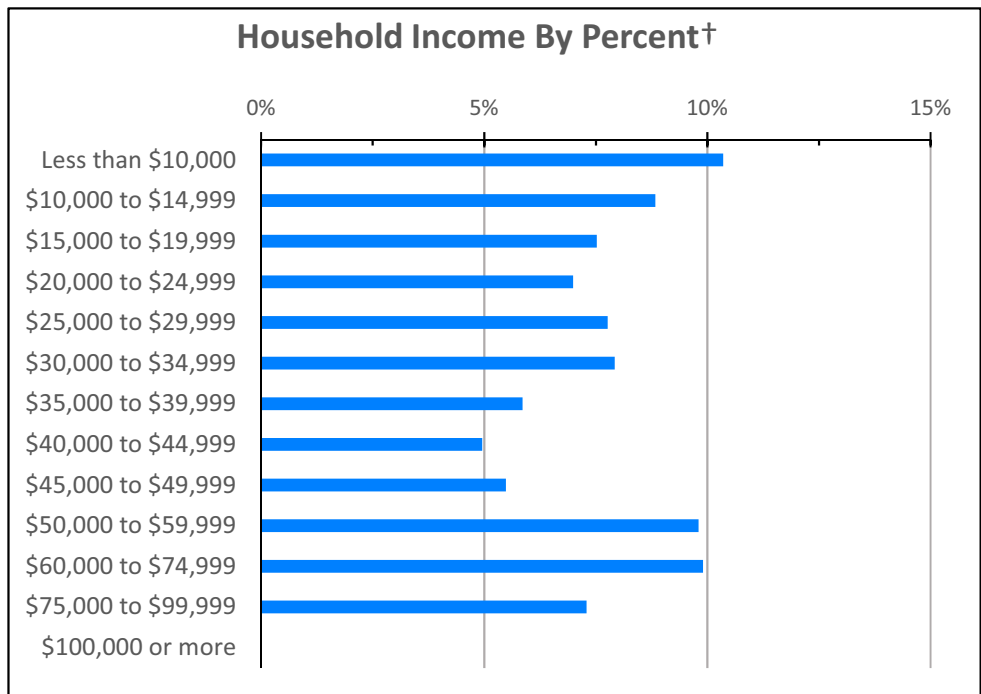
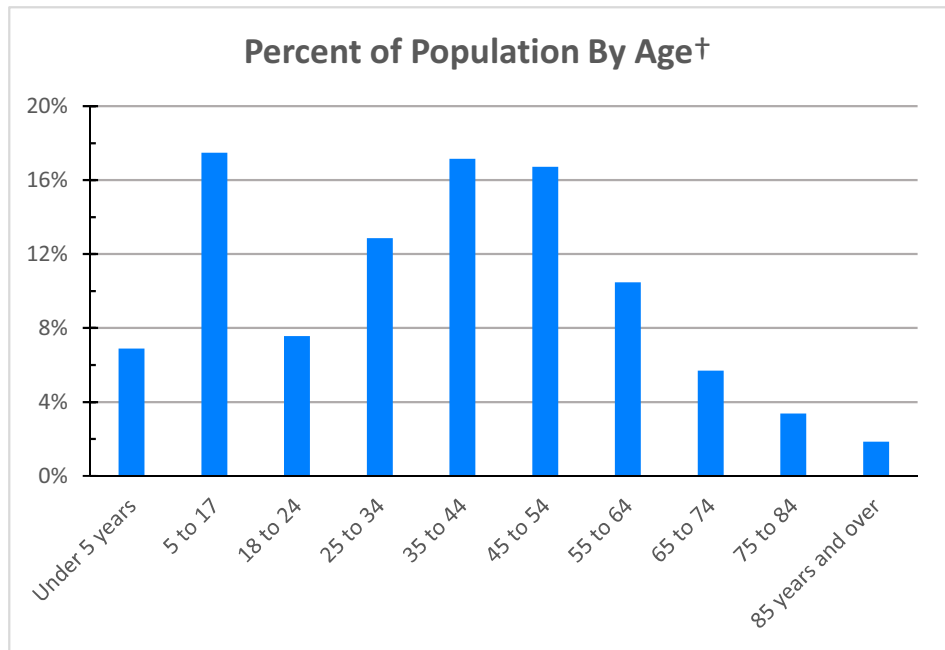
RACE / ETHNICITY†	Count	%
African-American	3,694	22.9%
Total Minority	6,832	42.4%

HOUSING TENURE†	Count	%
Owner	4,239	62.5%
Renter	2,548	37.5%

SEX†	%
Pct Male	49.9%
Pct Female	50.1%

HOUSEHOLD INCOME†	Total Households
Less than \$10,000	703
\$10,000 to \$14,999	600
\$15,000 to \$19,999	511
\$20,000 to \$24,999	474
\$25,000 to \$29,999	527
\$30,000 to \$34,999	538
\$35,000 to \$39,999	398
\$40,000 to \$44,999	336
\$45,000 to \$49,999	372
\$50,000 to \$59,999	666
\$60,000 to \$74,999	672
\$75,000 to \$99,999	495
\$100,000 or more	0

PERCENT UNEMPLOYMENT† 10.6%

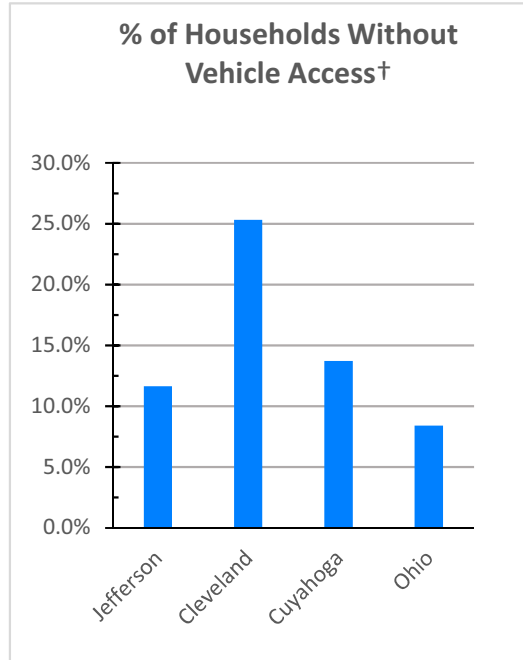


HOUSEHOLD INCOME†	Jefferson	Cleveland	Cuyahoga	Ohio
Median Household Income	\$ -	\$ 26,179	\$ 44,203	\$ 48,849
Aggregate Income	\$ 303,454,317	\$ 6,525,565,600	\$ 34,420,250,500	\$ 299,293,760,100
Per Capita Income	\$ 18,828	\$ 16,642	\$ 27,156	\$ 25,890
Income Per Square Mile	\$ 117,301,923	\$ 83,984,113	\$ 75,286,534	\$ 6,676,938

† All data except SNAP from the U.S. Census Bureau, American Community Survey 2010-2014 5 Year Estimates

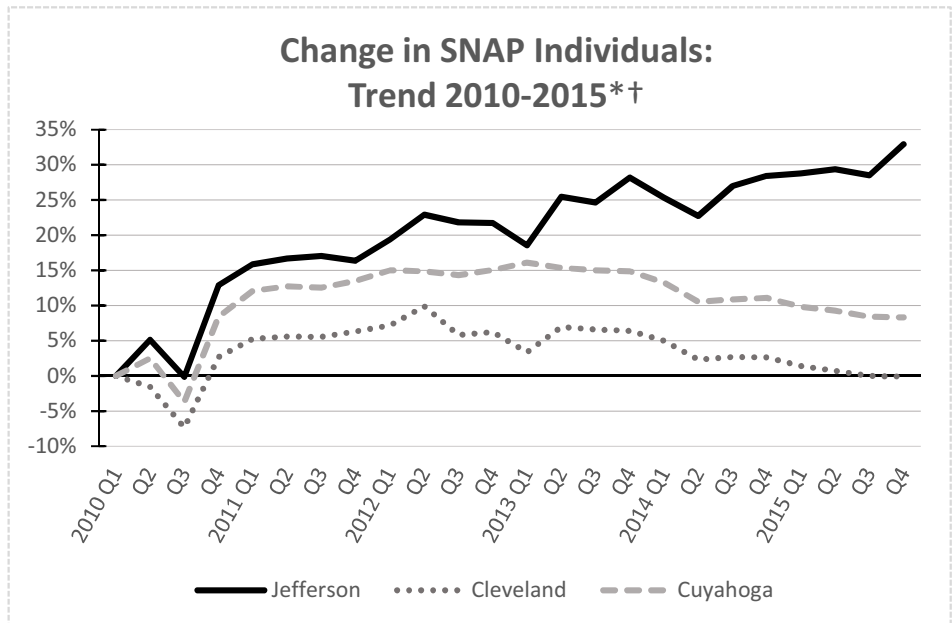
RATIO OF INCOME TO POVERTY LEVEL†	Jefferson	Cleveland	Cuyahoga	Ohio
Population for whom poverty status is determined:	16,066	381,531	1,241,330	11,243,508
Population Below Poverty Level	3,868	136,860	230,111	1,790,564
Percent	24.1%	35.9%	18.5%	15.9%
Population Below 200% of Poverty Level	7,844	233,518	461,140	3,859,814
Percent	48.8%	61.2%	37.1%	34.3%

VEHICLE ACCESS†	Jefferson	Cleveland	Cuyahoga	Ohio
Households w/o Vehicles	790	42,169	73,370	384,271
Percent	11.6%	25.3%	13.7%	8.4%
Total Vehicles Available	9,321	191,124	793,926	8,105,659
Vehicles Per Person	0.58	0.49	0.63	0.70



SNAP STATISTICS, 2015 4th Quarter*†	Jefferson	Cleveland	Cuyahoga
Total assistance groups, number	2,474	81,724	140,368
Child-only assistance groups, number	54	931	1,996
Total individuals, number	5,406	152,476	261,717
% Total individuals	34.1%	42.2%	21.2%
Individuals aged <5, number	659	18,874	30,646
Individuals aged 5-17, number	1,652	40,152	69,533
Individuals aged 18-64, number	2,814	82,545	141,140
Individuals aged 65+, number	281	10,905	20,398

SNAP INDIVIDUALS, TREND 2010-2015*†	Jefferson	%
2010 Q1	4,067	25.2%
2010 Q4	4,590	28.5%
2011 Q1	4,713	29.2%
2011 Q4	4,732	29.4%
2012 Q1	4,855	30.1%
2012 Q4	4,950	30.7%
2013 Q1	4,821	29.9%
2013 Q4	5,213	32.3%
2014 Q1	5,096	31.6%
2014 Q4	5,222	32.4%
2015 Q1	5,238	32.5%
2015 Q4	5,406	33.5%






†SNAP Data from NEOCANDO, Center on Urban Poverty and Community Development. All other data from the U.S. Census Bureau, American Community Survey, 2010-2014





*SNAP (Supplemental Nutrition Assistance Program), formerly known as the food stamp program, is a federal program run by the U.S. Department of Agriculture that offers nutrition assistance to eligible low-income individuals and families.

Community Food Resources: Jefferson

Major Grocery, By Type

-  Supermarket
-  Large Grocery
-  Other Large Market

Food Production / Distribution Sites

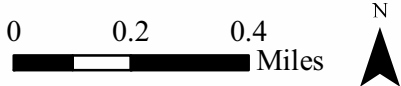
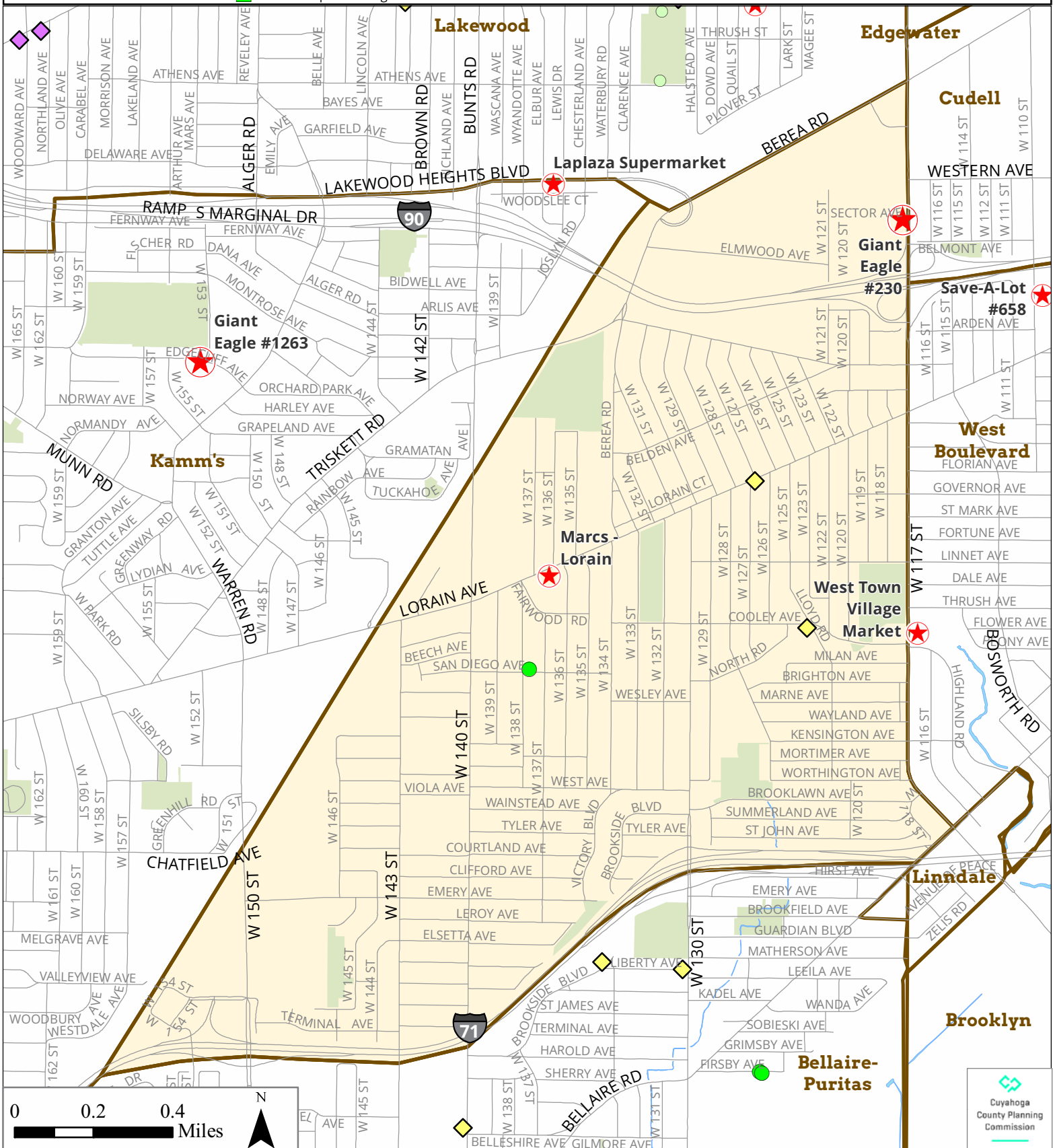
-  Cleveland Summer Sprout Garden
-  School Garden (Suburban)
-  Suburban Garden
-  Green Corps Learning Garden

Farmers Markets by SNAP Acceptance

-  YES
-  NO

Food Distribution and Assistance Resources

-  Food Pantry
-  Hot Meal
-  Stay Well Project Site (Hunger Network)



Community Food Resources				
City / Neighborhood	Resource	Name	Address	Description
Cleveland; Jefferson				
Agriculture				
	Summer Sprout	San Diego Community Garden	3711 W. 138th St.	
Emergency Food				
	Pantry	Cooley Avenue Church of God	12401 Cooley Avenue	
		Salvation Army - West Park	12645 Lorain Avenue	
Grocery				
	Large Grocery	Marks - Lorain	13693 Lorain Avenue	
	Supermarket	Giant Eagle #1298	13820 Lorain Avenue	
School Lunch				
	Elementary School	Almira	3375 W 99th St	Public School
		Garfield Elementary School	3800 W 140th St	Public School
		McKinley School	3349 W 125th St	Public School
	High School	John Marshall 9th Grade Academy	3575 W 130th St	Public School
		New Technology West	11801 Worthington Ave	Public School
		The School of One	3575 W 130th St	Public School