

COMMUNITY PROFILE: Fairfax

POPULATION†	Count
Total Population	6,180
Households	2,671
Avg Household Size	2.31

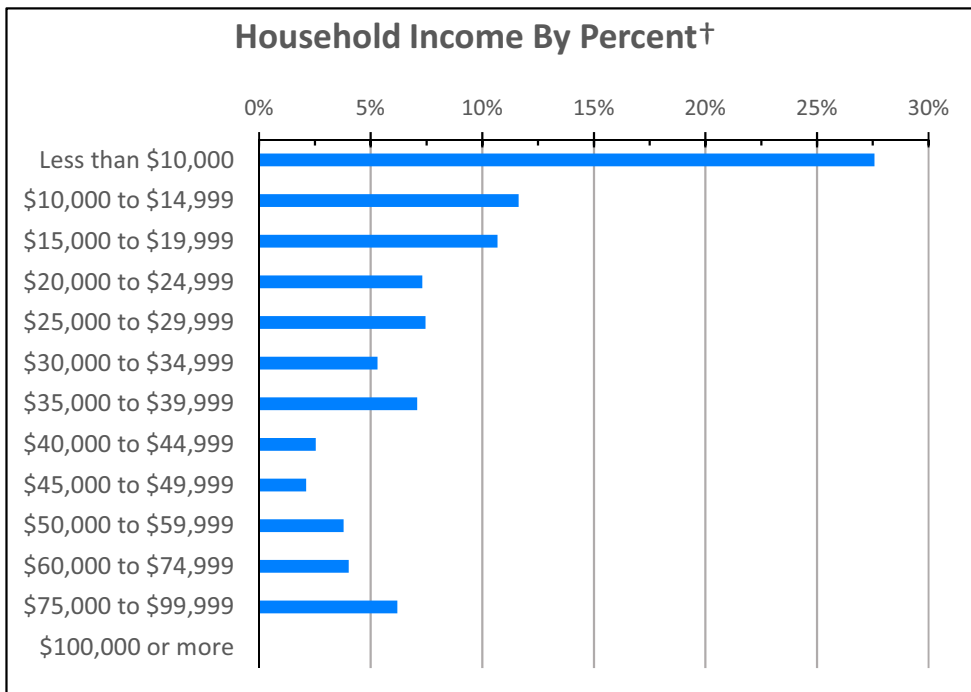
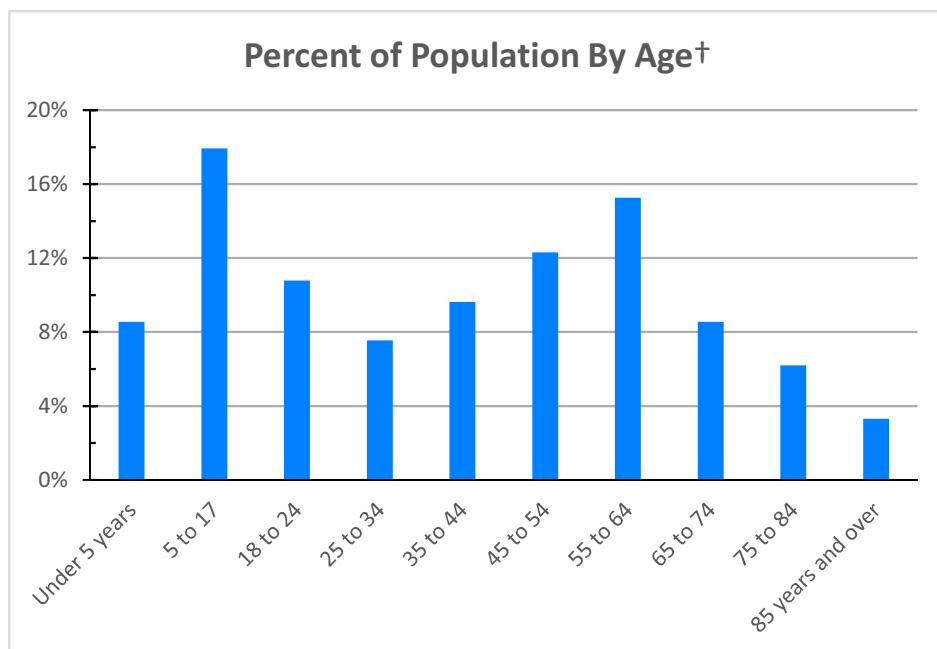
RACE / ETHNICITY†	Count	%
African-American	5,851	94.7%
Total Minority	5,974	96.7%

HOUSING TENURE†	Count	%
Owner	1,043	39.0%
Renter	1,628	61.0%

SEX†	%
Pct Male	44.9%
Pct Female	55.1%

HOUSEHOLD INCOME†	Total Households
Less than \$10,000	737
\$10,000 to \$14,999	311
\$15,000 to \$19,999	285
\$20,000 to \$24,999	196
\$25,000 to \$29,999	199
\$30,000 to \$34,999	142
\$35,000 to \$39,999	190
\$40,000 to \$44,999	68
\$45,000 to \$49,999	57
\$50,000 to \$59,999	101
\$60,000 to \$74,999	107
\$75,000 to \$99,999	166
\$100,000 or more	0

PERCENT UNEMPLOYMENT† 26.4%

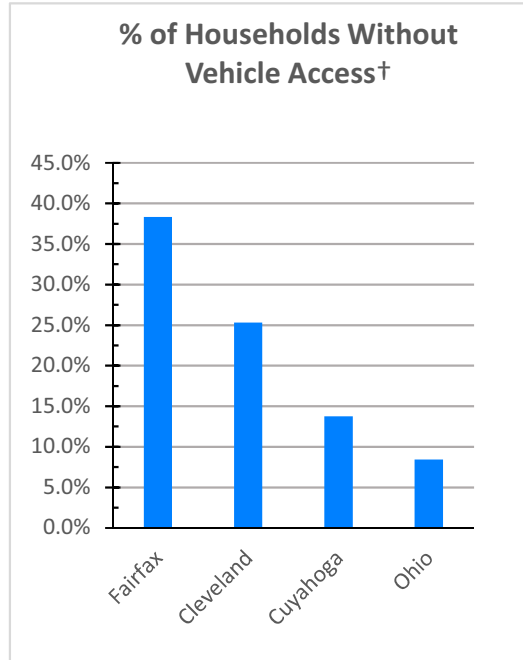


HOUSEHOLD INCOME†	Fairfax	Cleveland	Cuyahoga	Ohio
Median Household Income	\$ -	\$ 26,179	\$ 44,203	\$ 48,849
Aggregate Income	\$ 81,795,863	\$ 6,525,565,600	\$ 34,420,250,500	\$ 299,293,760,100
Per Capita Income	\$ 13,235	\$ 16,642	\$ 27,156	\$ 25,890
Income Per Square Mile	\$ 50,775,283	\$ 83,984,113	\$ 75,286,534	\$ 6,676,938

† All data except SNAP from the U.S. Census Bureau, American Community Survey 2010-2014 5 Year Estimates

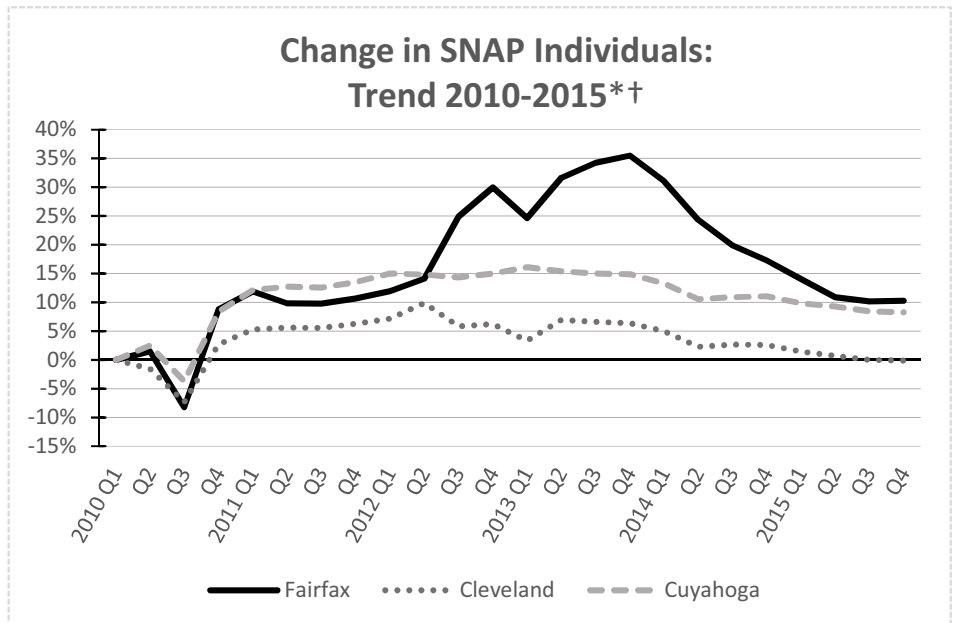
RATIO OF INCOME TO POVERTY LEVEL†		Fairfax	Cleveland	Cuyahoga	Ohio
Population for whom poverty status is determined:					
Population Below Poverty Level		5,882	381,531	1,241,330	11,243,508
Percent		2,394	136,860	230,111	1,790,564
Population Below 200% of Poverty Level		40.7%	35.9%	18.5%	15.9%
Percent		3,881	233,518	461,140	3,859,814
Population Below 200% of Poverty Level		66.0%	61.2%	37.1%	34.3%
Percent					

VEHICLE ACCESS†	Fairfax	Cleveland	Cuyahoga	Ohio
Households w/o Vehicles	1,024	42,169	73,370	384,271
Percent	38.3%	25.3%	13.7%	8.4%
Total Vehicles Available	2,416	191,124	793,926	8,105,659
Vehicles Per Person	0.39	0.49	0.63	0.70



SNAP STATISTICS, 2015 4th Quarter*†	Fairfax	Cleveland	Cuyahoga
Total assistance groups, number	2,413	81,724	140,368
Child-only assistance groups, number	22	931	1,996
Total individuals, number	3,554	152,476	261,717
% Total individuals	67.6%	42.2%	21.2%
Individuals aged <5, number	354	18,874	30,646
Individuals aged 5-17, number	626	40,152	69,533
Individuals aged 18-64, number	2,159	82,545	141,140
Individuals aged 65+, number	415	10,905	20,398

SNAP INDIVIDUALS, TREND 2010-2015*†	Fairfax	%
2010 Q1	3,223	52.2%
2010 Q4	3,506	56.7%
2011 Q1	3,606	58.3%
2011 Q4	3,567	57.7%
2012 Q1	3,608	58.4%
2012 Q4	4,189	67.8%
2013 Q1	4,017	65.0%
2013 Q4	4,367	70.7%
2014 Q1	4,225	68.4%
2014 Q4	3,780	61.2%
2015 Q1	3,676	59.5%
2015 Q4	3,554	57.5%



†SNAP Data from NEOCANDO, Center on Urban Poverty and Community Development. All other data from the U.S. Census Bureau, American Community Survey, 2010-2014





*SNAP (Supplemental Nutrition Assistance Program), formerly known as the food stamp program, is a federal program run by the U.S. Department of Agriculture that offers nutrition assistance to eligible low-income individuals and families.

Community Food Resources: Fairfax

Major Grocery, By Type

-  Supermarket
-  Large Grocery
-  Other Large Market



Food Production / Distribution Sites

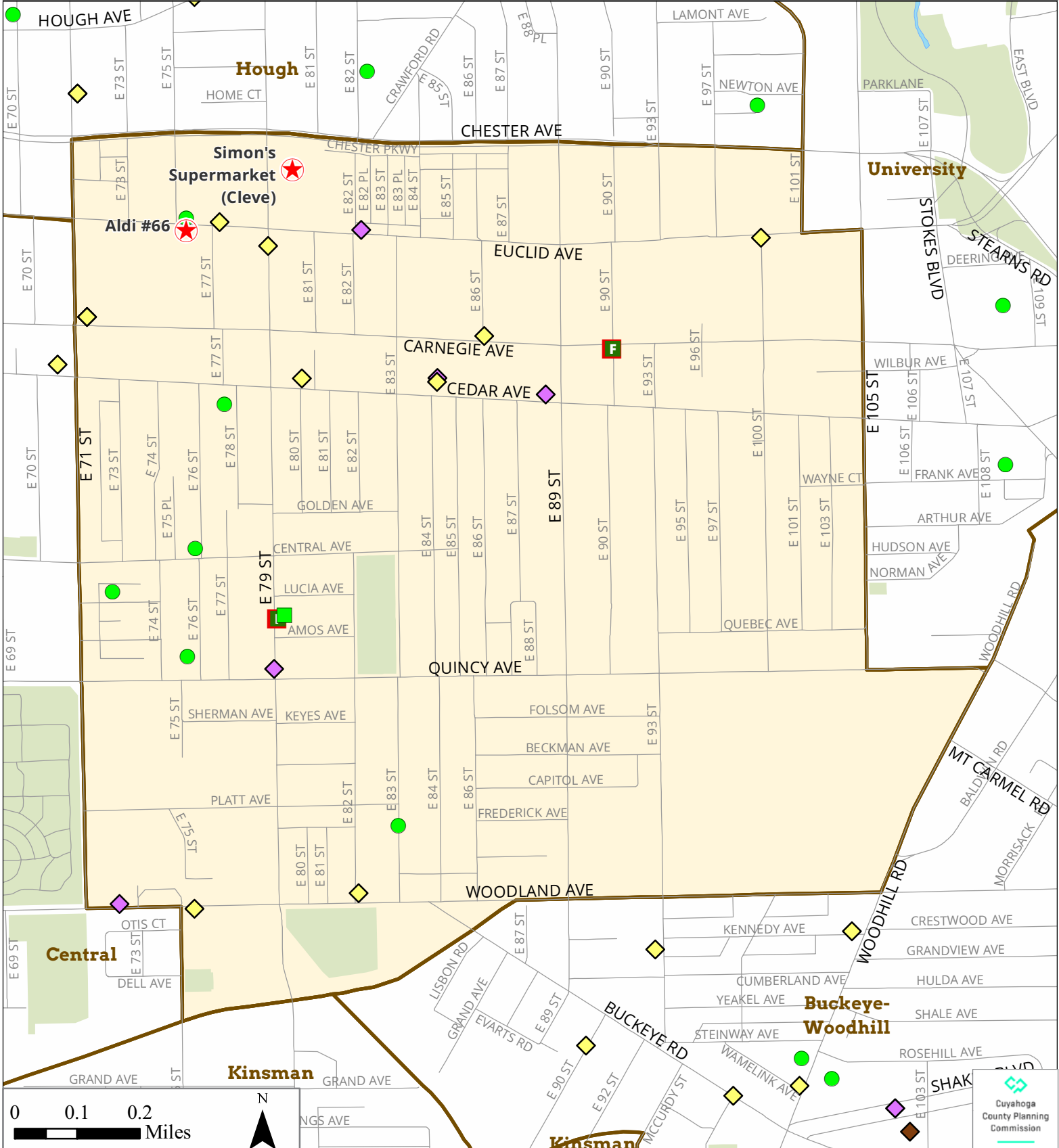
-  Cleveland Summer Sprout Garden
-  School Garden (Suburban)
-  Suburban Garden
-  Green Corps Learning Garden

Farmers Markets by SNAP Acceptance

-  YES
-  NO

Food Distribution and Assistance Resources

-  Food Pantry
-  Hot Meal
-  Stay Well Project Site (Hunger Network)



Community Food Resources
 City / Neighborhood Resource
 Cleveland: Fairfax

Name	Address	Description
Agriculture		
Summer Sprout	78th Street Gardens 2160 East 78th Street Cain You Dig It? 2321 E 71st Celebration Community Garden 2520 E. 83rd St. Chamberlain Court 7205 Chamberlain Ave Good Hope 7519 Central Avenue Greenbridge 7515 Euclid Ave. Quincy Community Garden 2375 E. 74th St. and 2376 E. 76th St.	
Emergency Food		
Hot Meal	Another Chance Ohio 7209 Woodland Avenue Antioch Development Corporation 8869 Cedar Avenue Emmanuel Baptist Church 7901 Quincy Avenue Liberty Hill Baptist Church 8206 Euclid Avenue Saint James African Methodist Episcopal Church 8401 Cedar Avenue St. Timothy Missionary Baptist Church 7101 Carnegie Avenue	St. James
Pantry	Bread of Life / Antioch Development Corporation 8520 Carnegie Avenue Galvary Presbyterian Church 2020 East 79th Street Church of God and True Holiness Temple 7710 Euclid Avenue East Mount Zion Baptist Church 9990 Euclid Avenue Manna House Recovery & Resource Center 8021 Cedar Avenue Mt. Sinai Baptist Church 7510 Woodland Avenue Open Door Missionary Baptist Church 8215 Woodland Avenue St. James Food Closet 8401 Cedar Avenue St. Timothy Missionary Baptist Church 7101 Carnegie Avenue	
Farmers Market		
SNAP	Cleveland Botanical Gardens Farm Stand Fairfax North Union Farmers Market at Cleveland Clinic	
Grocery		
Large Grocery	Aldi #66 7500 Euclid Avenue Simon's Supermarket 7973 Euclid Avenue	
School Lunch		
Elementary School	Bolton 9803 Quebec Ave St. Adalbert 2345 E. 83rd St.	Public School Nonpublic School